

**GOVERNMENT OF  
PUNJAB**

**STATE FINANCES:  
A COMPARISON  
2011 - 2012**

**ECONOMIC ADVISER  
TO  
GOVERNMENT PUNJAB  
CHANDIGARH**

# **PREFACE**

Budget related basic statistics have an important role in policy decisions. The present brochure "State Finances: A Comparison 2011-12" presents some of the basic statistics relating to revenue receipts and revenue expenditure of all the states in India. In this brochure an attempt has been made to compare the revenue receipts from various sources and revenue expenditure incurred on developmental and non-developmental activities during the year 2008-09 and 2009-10(Accounts), 2010-11(Revised Estimates) and 2011-12(Budget Estimates) .The budgetary data used in this report is taken from the Punjab State's Budget Documents and Reserve Bank of India's Publication "State Finances: A study of Budgets of 2011-12".

Basic information and initial draft of this report has been prepared by Smt. Santosh Kumari Statistical Assistant, Smt. Gursharan Kaur Statistical Assistant under the supervision of Smt. Chanchal Bala, Research Officer.

This report has been edited, amended and finalised by  
Smt. Kuldeep Kaur, Joint Director.

CHANDIGARH  
Dated: - 12-12-13

MOHAN LAL SHARMA  
Economic Adviser to Govt.Punjab.

# CONTENTS

| <u>Table No.</u> | <u>Particulars</u> | <u>Page No.</u> |
|------------------|--------------------|-----------------|
|------------------|--------------------|-----------------|

## CHAPTER –I

|     |  |            |
|-----|--|------------|
|     | <b>Budgetary Statistics of State Governments</b>                       | <b>1-9</b> |
| 1.1 | Receipts on revenue Account  | 3          |
| 1.2 | Expenditure on Revenue Account   | 4          |
| 1.3 | Receipts on Capital Account  | 5          |
| 1.4 | Expenditure on Capital Account   | 6          |
| 1.5 | Overall Budgetary position   | 7          |
| 1.6 | Net Transfer of Resources from Centre to State                         | 8          |
| 1.7 | Ratio of State Taxes to Gross State Domestic Product at Current prices | 9          |

## CHAPTER-2

|      |   |              |
|------|---|--------------|
|      | <b>Tax Revenue of State Governments</b>             | <b>10-48</b> |
| 2.1  | Direct Taxes in the States                          | 11-17        |
| 2.2  | Indirect Taxes in the States                        | 18-27        |
| 2.3  | Total Direct Taxes in the States                    | 28           |
| 2.4  | Total Indirect taxes in the States                  | 29           |
| 2.5  | Total Tax Revenue in the States                     | 30           |
| 2.6  | Per Capita Direct Taxes in the States               | 31-34        |
| 2.7  | Per Capita Indirect Taxes in the States             | 35-38        |
| 2.8  | Per Capita total Tax Revenue in the States          | 39-42        |
| 2.9  | Share of Tax Revenue to Total Revenue in States     | 43-44        |
| 2.10 | Share of Non-Tax Revenue to Total Revenue in States | 45-46        |
| 2.11 | Share of Land Revenue to Total Revenue in states    | 47-48        |

### **CHAPTER-3**

|  |              |
|--|--------------|
| <b>Development and Capital Expenditure of States</b>                         | <b>49-85</b> |
| 3.1 Developmental Expenditure of States                                      | 50           |
| 3.2 Non-Developmental Expenditure of States                                  | 51           |
| 3.3 Share of Developmental Expenditure to total Expenditure<br>In States     | 52-53        |
| 3.4 Share of Non-Developmental Expenditure to total<br>Expenditure in States | 54-55        |
| 3.5 Capital Expenditure of States  | 56-85        |

### **CHAPTER – 4**

|   |              |
|---|--------------|
| <b>Income &amp; Expenditure of Zila Parishads and<br/>Improvement Trusts.</b> | <b>86-89</b> |
| 4.1 Expenditure of Zila Parishads in Punjab                                   | 87           |
| 4.2 Income of Zila Parishads in Punjab  | 88           |
| 4.3 Income and Expenditure of Improvement Trust in Punjab                     | 89           |

### **CHAPTER 5**

|   |              |
|---|--------------|
| <b>Banks and Debt position of States</b>  | <b>90-96</b> |
| 5.1 Banking Development in Punjab   | 91           |
| 5.2 State wise Distribution of Offices, Deposits and Bank<br>Credit of Scheduled Commercial Banks | 92           |
| 5.3 State wise percentage of Credit to Deposits of Scheduled<br>Commercial Banks                  | 93           |
| 5.4 State wise Net Small Savings Collection   | 94           |
| 5.5 Small Savings schemes in Punjab   | 95-96        |

## Chapter-1

### Budgetary Statistics of the State Government

#### 1. Revenue Receipts:

- The Receipts of Revenue Account which were Rs.20712.79 crore in 2008-09(A) increased to Rs.22156.38 crore in 2009-10(A) showing an increase of 6.97%.
- Out of the total Receipts of the Revenue Account, Tax & Non Tax Revenue constitutes a dominant proportion of the budget which was 81.76% in 2008-09(A) and 79.85% in 2009-10(A).
- Share of transfer of resources from the centre in the form of State's Share in Central Taxes and grants were 18.24% and 20.15% during 2008-09 and 2009-10(A).

#### 2. Revenue Expenditure:

- Expenditure on Revenue Account was Rs.24568.99 crore during 2008-09(A) and Rs.27407.94 crore during 2009-10(A), thus showing an increase of 11.56%.
- The maximum share of the Revenue Expenditure was on Pension and Miscellaneous General Services 25.85% followed by Interest Payments and Servicing of Debt 19.95%. 12.48% of expenditure was incurred on Education Sports & Arts during the year 2008-09(A).

#### 3. Capital Receipts:

- Capital Account Receipts, which play a vital role in creating Capital Assets in the State, stand at Rs.6392.50 crore in 2008-09(A) which increased to Rs.7472.63 crore in 2009-10(A) showing an increase of 16.90%.

- Net loans from the centre were Rs.104.59 crore in 2008-09(A) and (-)102.58 in 2009-10(A).

#### **4. Capital expenditure:**

- The Capital Expenditure during 2008-09(A) was Rs.2913.00 crore. This was Rs.2195.25 crore for the year 2009-10(A) showing a decrease of (-)24.63% over the previous year.

The maximum share of Capital Expenditure goes to Capital Account of Economic Services which was 52.39% in 2008-09(A) and 61.10% in 2009-10(A).

#### **5. Overall Budgetary Position:**

The overall budgetary position reveals the increase or decrease in cash balance.

- The deficit of Revenue Account increased from Rs.(-)3856.20 crore in 2008-09(A) to Rs.(-)5251.36 crore in 2009-10(A).
- The Capital Account surplus was Rs.3479.50 crore during 2008-09(A) and Rs.5277.35 crore during 2009-10(A).
- The overall budgetary position shows the surplus of Rs.(-)376.70 crore during 2008-09(A) and Rs.25.99 crore during 2009-10(A).

#### **6. Net Transfer of resources:**

Resources from the centre to the State are transferred in the form of (a) share of central taxes and duties (b) plan and non-plan grants and (c) plan & non plan loans. The net flow of resources from the centre to the State was of the order of Rs 3628.18 crore during 2008-09 (A) and Rs.4137.19 crore during 2009-10 (A).

Table No. 1.1 State Budget- Receipts on Revenue Account

(Rs. in Crores)

| Source  | 2008-09(A)      | 2009-10(A)      | 2010-11(RE)     | 2011-12(BE)     |
|---|-----------------|-----------------|-----------------|-----------------|
| 1   | 2               | 3               | 4               | 5               |
| <b>I.Share of Central Taxes(i+ii)</b>                 | <b>2084.01</b>  | <b>2144.10</b>  | <b>3207.66</b>  | <b>3665.03</b>  |
| i) Income Tax   | 429.09          | 491.53          | 594.75          | 728.30          |
| ii) Union Excise Duty*                                | 1654.92         | 1652.57         | 2612.91         | 2936.73         |
| <b>II.State Taxes(a+b)</b>                            | <b>11150.19</b> | <b>12039.48</b> | <b>17395.74</b> | <b>20407.70</b> |
| a) Direct Taxes(Land Revenue)                         | 15.44           | 15.31           | 17.00           | 19.00           |
| b)Indirect Taxes (1 to 8)                             | 11134.75        | 12024.17        | 17378.74        | 20388.70        |
| 1)State Excise Duty                                   | 1809.95         | 2100.92         | 2640.00         | 3250.00         |
| 2)Sales Tax   | 6435.63         | 7577.49         | 10000.00        | 11800.00        |
| i)Central Sales Tax                                   | 269.21          | 7577.49         | 10000.00        | 11800.00        |
| ii)General Sales Tax                                  | 6166.42         | -               | -               | -               |
| 3.Stamps  | 1375.70         | 1254.09         | 2500.00         | 2900.00         |
| 4)Registration Fee                                    | 354.59          | 296.85          | -               | -               |
| 5.Tax on Vehicles                                     | 524.09          | 554.74          | 700.00          | 800.00          |
| 6) Electricity Duty                                   | 631.33          | 230.13          | 1519.78         | 1400.00         |
| 7)Entertainment Tax                                   | 0.81            | 1.20            | 18.96           | 238.70          |
| 8) Other Taxes and Duties<br>Commodities and Services | 2.65            | 8.75            | -               | -               |
| <b>III. Non-Taxes Revenue (1to6)</b>                  | <b>5783.91</b>  | <b>5652.70</b>  | <b>6567.72</b>  | <b>3126.25</b>  |
| 1)Interest Receipts                                   | 181.98          | 164.69          | 412.40          | 176.62          |
| 2)Dividends and Profits                               | 0.78            | 0.91            | 7.05            | 0.96            |
| 3)General Services                                    | 4750.14         | 4889.49         | 5123.19         | 1867.63         |
| 4)Social Services                                     | 257.42          | 223.39          | 276.80          | 287.67          |
| 5)Economic Services                                   | 593.59          | 374.22          | 748.28          | 793.37          |
| 6)Other Fiscal Services                               | 0.00            | 0.00            | 0.00            | 0.00            |
| <b>IV) Grants from the Centre (1to 4)</b>             | <b>1694.68</b>  | <b>2320.30</b>  | <b>3303.98</b>  | <b>4327.78</b>  |
| 1)Non-Plan Grants                                     | 491.79          | 390.31          | 634.42          | 656.37          |
| 2)For State Plan Scheme                               | 629.45          | 1279.25         | 1612.94         | 1948.55         |
| 3) For Central Plan Scheme                            | 29.28           | 38.20           | 333.41          | 253.92          |
| 4)For Centrally Sponsored Schemes                     | 544.16          | 612.54          | 723.21          | 1468.94         |
| <b>(V) Additional Resource<br/>Mobilization</b>       | <b>0.00</b>     | <b>0.00</b>     | <b>0.00</b>     | <b>500.00</b>   |
| <b>Total Receipts(I to V) on Revenue<br/>Account</b>  | <b>20712.79</b> | <b>22156.58</b> | <b>30475.10</b> | <b>32026.76</b> |

\* Includes Corporate Tax, other tax on Income and Expenditure, taxes on Wealth, Custom and Services tax.

Source: Punjab Budget Documents

Table No. 1.2 State Budget-Expenditure on Revenue Account

(Rs. in Crores)

| Type of Expenditure   | 2008-09(A)      | 2009-10(A)      | 2010-11(RE)     | 2011-12(BE)     |
|---|-----------------|-----------------|-----------------|-----------------|
| 1   | 2               | 3               | 4               | 5               |
| <b>I.General Service (1 to 5)</b>   | <b>14032.14</b> | <b>15525.28</b> | <b>17465.85</b> | <b>17023.76</b> |
| 1.Organs of State   | 232.12          | 274.27          | 373.00          | 438.48          |
| 2.Fiscal Services   | 208.40          | 235.37          | 396.40          | 449.60          |
| 3.Interest Payment and servicing of Debt.                                 | 4901.68         | 5010.99         | 5498.90         | 6530.00         |
| 4.Administrative Services   | 2338.81         | 2651.85         | 3338.54         | 4723.75         |
| 5. Pension and Miscellaneous General Services                             | 6351.13         | 7352.80         | 7859.01         | 4881.93         |
| <b>II. Social Service ( 1 to 8)</b>                                       | <b>5482.68</b>  | <b>6217.13</b>  | <b>8600.01</b>  | <b>9867.66</b>  |
| 1.Education, sports, Art and culture                                      | 3065.30         | 3645.24         | 4785.41         | 5168.22         |
| 2.Health and Family Welfare   | 829.23          | 980.66          | 1325.64         | 1686.69         |
| 3. Water Supply, Sanitation House and Urban Development                   | 282.62          | 318.34          | 330.82          | 459.48          |
| 4. Information and Broadcasting   | 25.90           | 20.38           | 27.34           | 38.11           |
| 5. Welfare of Schedule Caste, Scheduled Tribes and other Backward classes | 161.65          | 112.98          | 332.20          | 475.17          |
| 6. Labour and Labour Welfare  | 74.35           | 91.05           | 121.91          | 181.52          |
| 7.Social Welfare and Nutrition  | 1032.13         | 1035.32         | 1659.54         | 1835.99         |
| 8.Others  | 11.50           | 13.16           | 17.15           | 22.48           |
| <b>III. Economic Services(1 to9)</b>                                      | <b>4744.48</b>  | <b>5218.62</b>  | <b>6795.03</b>  | <b>7040.73</b>  |
| 1.Agriculture and Allied Activities                                       | 748.90          | 736.29          | 1152.55         | 1245.87         |
| 2.Rural Development   | 74.49           | 102.41          | 137.51          | 168.20          |
| 3.Special Area Programme  | 0.00            | 0.00            | 0.00            | 0.00            |
| 4.Irrigation and Flood Control  | 613.27          | 768.66          | 963.14          | 1186.31         |
| 5. Energy   | 2602.28         | 2874.67         | 3376.34         | 3021.21         |
| 6.Industry and Minerals   | 132.62          | 34.54           | 108.97          | 174.17          |
| 7.Transport   | 326.41          | 459.88          | 508.84          | 614.13          |
| 8.Science, Technology and Environment                                     | 1.99            | 2.21            | 6.38            | 18.00           |
| 9.General Economic Services   | 244.52          | 239.96          | 541.30          | 612.84          |
| <b>IV.Grants -in-Aid and Contribution</b>                                 | <b>309.69</b>   | <b>446.91</b>   | <b>1319.39</b>  | <b>1473.60</b>  |
| <b>Total Expenditure on Revenue</b>                                       | <b>24568.99</b> | <b>27407.94</b> | <b>34180.28</b> | <b>35405.75</b> |

Source:- Punjab Budget Documents



Table No. 1.3 State Budget- Receipts on Capital Account

(Rs. in Crores)

| Head  | 2008-09(A)     | 2009-10(A)     | 2010-11(RE)    | 2011-12(BE)    |
|---|----------------|----------------|----------------|----------------|
| 1   | 2              | 3              | 4              | 5              |
| I. Market Loan(net)                               | 4645.42        | 4361.07        | 4529.04        | 5769.38        |
| II. Small Saving Loan from the Centre             | -213.23        | 1454.25        | 1072.60        | -736.25        |
| III. Provident Funds(net)*                        | 720.34         | 848.81         | 1562.84        | 2600.00        |
| IV. Recoveries of Loans and Advances              | 78.75          | 1276.52        | 614.20         | 80.35          |
| V. Loan from the Centre (a-b)                     | 104.59         | -102.57        | -57.87         | 161.00         |
| <b>a)Gross Loan (1 to 5)</b>                      | <b>277.72</b>  | <b>71.40</b>   | <b>181.50</b>  | <b>346.04</b>  |
| 1. Non Plan**                                     | 0.00           | 3.00           | 0.00           | 0.00           |
| 2. State Plan Schemes                             | 277.72         | 68.40          | 181.50         | 346.04         |
| 3. Central Plan Schemes                           | 0.00           | 0.00           | 0.00           | 0.00           |
| 4. Centrally sponsored schemes                    | 0.00           | 0.00           | 0.00           | 0.00           |
| 5. Ways and Means of Advances                     | 0.00           | 0.00           | 0.00           | 0.00           |
| <b>b)Repayments</b>                               | <b>173.13</b>  | <b>173.97</b>  | <b>239.37</b>  | <b>185.04</b>  |
| VI. Loan from S.B.I and other Banks (net)         | -531.41        | -578.38        | -629.50        | 684.95         |
| VII. Financial Institutions (net)***              | 138.37         | -334.85        | -363.69        | -442.54        |
| VIII. Reserve Fund(net)                           | 358.80         | 208.36         | 86.80          | 293.57         |
| IX. Deposits and advances(Net)                    | 644.98         | 263.68         | 0.03           | 0.03           |
| X. Suspense and Miscellaneous(net)                | 456.68         | 36.36          | 1002.89        | 515.21         |
| XI Remittances and inter state sett               | -10.79         | 39.38          | 0.00           | 0.00           |
| XII. Contingency Fund(net)                        | 0.00           | 0.00           | 0.00           | 0.00           |
| XIII. Ways and means of Advances from R.B.I.(net) | 0.00           | 0.00           | 0.00           | 0.00           |
| <b>Total Receipts on Capital Account</b>          | <b>6392.50</b> | <b>7472.63</b> | <b>7817.34</b> | <b>8925.70</b> |

\*: State Provident fund and general insurance fund

\*\* : Excluding Small Saving Loan from the Centre

\*\*\*: RBI, NABARD, LIC, GIC and NCDC

Source: Punjab Budget Documents

Table No. 1.4 State Budget- Expenditure on Capital Account

(Rs. in Crores)

| Heads   | 2008-09(A)     | 2009-10(A)     | 2010-11(RE)    | 2011-12(BE)    |
|---|----------------|----------------|----------------|----------------|
| 1   | 2              | 3              | 4              | 5              |
| <b>I.Capital Outlay ( 1 to 3)</b>                 | <b>2857.93</b> | <b>2166.41</b> | <b>4029.43</b> | <b>5418.35</b> |
| 1.Capital Account of General Services             | 186.91         | 125.70         | 351.86         | 244.15         |
| 2.Capital Account of Social Services              | 1144.84        | 699.23         | 1712.20        | 2535.68        |
| 3.Capital Account of Economic services ( I to ix) | 1526.18        | 1341.48        | 1965.37        | 2638.52        |
| i)Agriculture and Allied Activities               | 21.40          | 2.62           | 43.81          | 27.11          |
| ii)Rural Development                              | 152.20         | 93.11          | 470.65         | 535.66         |
| iii)Other Special Programme                       | 0.00           | 0.00           | 0.00           | 0.00           |
| iv)Irrigation and Flood Control                   | 542.76         | 567.44         | 724.25         | 1141.94        |
| v)Energy  | 142.52         | 23.93          | 117.12         | -              |
| vi)Industry and Minerals                          | 20.03          | 0.25           | 28.53          | 71.03          |
| vii)Transport                                     | 507.23         | 558.25         | 511.02         | 666.65         |
| viii) Science,Technology and Environment          | 10.06          | -              | 0.07           | 12.36          |
| ix)General Economic Services                      | 129.98         | 95.88          | 69.92          | 183.77         |
| <b>II. Loans and Advances (i+ii)</b>              | <b>55.07</b>   | <b>28.84</b>   | <b>68.27</b>   | <b>84.35</b>   |
| i)Power Projects                                  | 0.00           | 0.00           | 0.00           | 0.00           |
| ii)Other  | 55.07          | 28.84          | 68.27          | 84.35          |
| Total Expenditure on Capital Account (I+II)       | 2913.00        | 2195.25        | 4097.70        | 5502.70        |

Source:- Punjab Budget Documents

Table No. 1.5 State Budget- Overall Budgetary Position

(Rs. in Crores)

| Heads                                       | 2008-09(A)      | 2009-10(A)      | 2010-11(RE)     | 2011-12(BE)     |
|---|-----------------|-----------------|-----------------|-----------------|
| 0   | 1               | 2               | 3               | 4               |
| <b>I.Revenue Account</b>                    |                 |                 |                 |                 |
| 1.Receipts                                  | 20712.79        | 22156.58        | 30475.10        | 32026.76        |
| 2.Expenditure                               | 24568.99        | 27407.94        | 34180.28        | 35405.75        |
| <b>Balance(1-2)</b>                         | <b>-3856.20</b> | <b>-5251.36</b> | <b>-3705.18</b> | <b>-3378.99</b> |
|   |                 |                 |                 |                 |
| 1.Receipts                                  | 6103.71         | 7472.63         | 7817.34         | 8925.70         |
| 2.Expenditure                               | 2226.45         | 2195.28         | 4097.70         | 5502.70         |
| <b>3.Balance(1-2)</b>                       | <b>3877.26</b>  | <b>5277.35</b>  | <b>3719.64</b>  | <b>3423.00</b>  |
| <b>over all Balance</b>                     |                 |                 |                 |                 |
| <b>Increase or Decrease in Cash Balance</b> | <b>54.02</b>    | <b>25.99</b>    | <b>14.46</b>    | <b>44.01</b>    |
| 1.Opening Balance                           | 21.50           | -301.18         | -275.19         | -260.73         |
| 2.Closing Balance                           | 75.52           | -275.19         | -260.73         | -216.72         |

Source:- Punjab Budget Documents

**Table No. 1.6 Net Transfer of Resources from Centre of the State**

(Rs. in Crores)

| Heads   | 2008-09(A)     | 2009-10(RE)    | 2010-11(BE)    | 2011-12(BE)    |
|---|----------------|----------------|----------------|----------------|
| 0   | 1              | 2              | 3              | 4              |
| <b>I.Share of Central Taxes &amp; Duties(1+2)</b>   | <b>2084.01</b> | <b>2144.10</b> | <b>3207.66</b> | <b>3665.03</b> |
| 1.Taxes on Income                                   | 429.09         | 491.53         | 594.75         | 728.30         |
| 2.Union Excise Duties                               | 1654.92        | 1652.57        | 2612.91        | 2936.73        |
| <b>II. Grants(1 to 4)</b>                           | <b>1694.68</b> | <b>2320.30</b> | <b>3303.98</b> | <b>4327.78</b> |
| 1)Non-Plan Grants                                   | 491.79         | 390.31         | 634.42         | 656.37         |
| 2)State Plan Schemes                                | 629.45         | 1279.25        | 1612.94        | 1948.55        |
| 3)Central Plan Schemes                              | 29.28          | 38.20          | 333.41         | 253.92         |
| 4)Centrally sponsored Schemes                       | 544.16         | 612.54         | 723.21         | 1468.94        |
| <b>III.Loans Net a-(b+c)</b>                        | <b>-150.51</b> | <b>-327.21</b> | <b>-266.37</b> | <b>-28.75</b>  |
| a)Gross Loan ( 1 to 5)                              | 277.72         | 71.40          | 181.50         | 346.04         |
| 1.Non-Plan  | 0.00           | 3.00           | 0.00           | 0.00           |
| 2)State Plan Schemes                                | 277.72         | 68.40          | 181.50         | 346.04         |
| 3)Central Plan Schemes                              | 0.00           | 0.00           | 0.00           | 0.00           |
| 4)Centrally sponsored Schemes                       | 0.00           | 0.00           | 0.00           | 0.00           |
| 5)Ways and Means of Advances                        | 0.00           | 0.00           | 0.00           | 0.00           |
| b)Repayment of Loans                                | 173.13         | 173.97         | 239.37         | 185.04         |
| c)Interest Payments                                 | 255.10         | 224.64         | 208.50         | 189.75         |
| <b>Total transfer of Resources (Net) (I to III)</b> | <b>3628.18</b> | <b>4137.19</b> | <b>6245.27</b> | <b>7964.06</b> |

Source: Punjab Budget Documents

**Table No. 1.7 Ratio of State Taxes to Gross State Domestic Product at Current Prices**

(Rs. in Crores)

| Item   | 2008-09(A)   | 2009-10(A)   | 2010-11 (RE) |
|--|--------------|--------------|--------------|
| 0  | 1            | 2            | 3            |
| 1.Revenue from State Taxes                       | 11150.19     | 12939.48     | 17395.74     |
| 2. Gross State DomesticProduct at current Prices | 174039.13(P) | 198392.56(R) | 224974.82(P) |
| Percentage of state taxes to GSDP                | 6.41         | 6.52         | 7.73         |

(a)Accounts  
(R)Revised  
(P)Prvisional  
((Q)Quick

**Source: Punjab Budget Documents**

## **Chapter-2**

### **Tax Revenue of State Government**

This chapter deals with Direct, Indirect & Total Taxes of all the States.

Main highlights of this Chapter are:

- The per capita of total taxes of Punjab was Rs. 4692.44 in 2008-09(A) which increased to Rs.4937.78 in 2009-10(A).
- Per capita of direct taxes in Punjab was Rs.5.47 in 2008-09(A) and Rs.5.32 in 2009-10(A) whereas the per capita of Haryana and Himachal Pradesh for the direct taxes was Rs.3.33 and 29.38 during 2008-09(A) and Rs.3.57 and 20.73 during 2009-10(A).
- Per capita of indirect taxes in Punjab was Rs.4686.97 in 2008-09(A) and Rs.4932.46 in 2009-10(A). While the Per capita of Haryana and Himachal Pradesh for indirect taxes were Rs.5186.90 and Rs.4432.46 in 2008-09(A) and Rs.567.18 & Rs.4879.13 in 2009-10(A).

**Table No. 2.1 Tax Revenue of the State Governments  
(Direct Tax in the State)**

(Rs. in Lakhs)

| Sr.No.   | Items   | 2008-09(A)   | 2009-10(A)   | 2010-11(RE)  | 2011-12 (BE) |
|----------|---|--------------|--------------|--------------|--------------|
| 0        | 1   | 2            | 3            | 4            | 5            |
| <b>1</b> | <b><u>Andhra Pradesh</u></b>                          |              |              |              |              |
|          | 1.Taxes on Professions Trades callings and Employment | 37446        | 43036        | 54000        | 64800        |
|          | 2.Estate Duty   | -            | -            | -            | -            |
|          | 3.Land Revenue  | 13035        | 22156        | 14500        | 14600        |
|          | 4.Urban Immovable Property tax                        | 8005         | 6249         | 9200         | 9660         |
|          | 5.Agricultural Income Tax                             | -            | -            | -            | -            |
|          | <b>Total</b>  | <b>58486</b> | <b>71441</b> | <b>77700</b> | <b>89060</b> |
| <b>2</b> | <b><u>Arunachal Pradesh</u></b>                       |              |              |              |              |
|          | 1.Taxes on Professions Trades callings and Employment | -            | -            | -            | -            |
|          | 2.Estate Duty   | -            | -            | -            | -            |
|          | 3.Land Revenue  | 490          | 446          | 550          | 605          |
|          | 4.Urban Immovable Property tax                        | -            | -            | -            | -            |
|          | 5.Agricultural Income Tax                             | -            | -            | -            | -            |
|          | <b>Total</b>  | <b>490</b>   | <b>446</b>   | <b>550</b>   | <b>605</b>   |
| <b>3</b> | <b><u>Assam</u></b>                                   |              |              |              |              |
|          | 1.Taxes on Professions Trades callings and Employment | 13773        | 15015        | 16058        | 16600        |
|          | 2.Estate Duty   | -            | -            | -            | -            |
|          | 3.Land Revenue  | 11336        | 11691        | 13160        | 14162        |
|          | 4.Urban ImmovableProperty tax                         | -            | -            | -            | -            |
|          | 5.Agricultural Income Tax                             | 1818         | 7834         | 10120        | 10500        |
|          | <b>Total</b>  | <b>26927</b> | <b>34540</b> | <b>39338</b> | <b>41262</b> |
| <b>4</b> | <b><u>Bihar</u></b>                                   |              |              |              |              |
|          | 1.Taxes on Professions Trades callings and Employment | -            | -            | 100          | 100          |
|          | 2.Estate Duty   | -            | -            | -            | -            |
|          | 3.Land Revenue  | 10174        | 12396        | 11217        | 12520        |
|          | 4.Urban ImmovableProperty tax                         | -            | -            | -            | -            |
|          | 5.Agricultural Income Tax                             | -            | -            | -            | -            |
|          | <b>Total</b>  | <b>10174</b> | <b>12396</b> | <b>11317</b> | <b>12620</b> |

**Table No. 2.1 Tax Revenue of the State Governments  
(Direct Tax in the State)**

(Rs. in Lakhs)

| Sr.No.   | Item  | 2008-09(A)   | 2009-10(A)    | 2010-11(RE)   | 2011-12(BE)   |
|----------|---|--------------|---------------|---------------|---------------|
| 0        | 1   | 2            | 3             | 4             | 5             |
| <b>5</b> | <b><u>Chhattisgarh</u></b>                                  |              |               |               |               |
|          | 1.Taxes on Professions<br>Trades callings and<br>Employment | 768          | 882           | 990           | 1230          |
|          | 2.Estate Duty   | -            | -             | -             | -             |
|          | 3.Land Revenue  | 35949        | 15969         | 17000         | 20003         |
|          | 4.Urban Immovable<br>Property tax                           | -            | -             | -             | -             |
|          | 5.Agricultural Income Tax                                   | -            | -             | -             | -             |
|          | <b>Total</b>  | <b>36717</b> | <b>16851</b>  | <b>17990</b>  | <b>21233</b>  |
| <b>6</b> | <b><u>Goa</u></b>   |              |               |               |               |
|          | 1.Taxes on Professions<br>Trades callings and<br>Employment | -            | -             | -             | -             |
|          | 2.Estate Duty   | -            | -             | -             | -             |
|          | 3.Land Revenue  | 939          | 1061          | 972           | 1215          |
|          | 4.Urban Immovable<br>Property tax                           | -            | -             | -             | -             |
|          | 5.Agricultural Income Tax                                   | -            | -             | -             | -             |
|          | <b>Total</b>  | <b>939</b>   | <b>1061</b>   | <b>972</b>    | <b>1215</b>   |
| <b>7</b> | <b><u>Gujarat</u></b>                                       |              |               |               |               |
|          | 1.Taxes on Professions<br>Trades callings and<br>Employment | 18584        | 19687         | 22724         | 24996         |
|          | 2.Estate Duty   | -            | -             | -             | -             |
|          | 3.Land Revenue  | 54350        | 116120        | 150000        | 180000        |
|          | 4.Urban Immovable<br>Property tax                           | 10089        | 12375         | 12734         | 14007         |
|          | 5.Agricultural Income Tax                                   | -            | -             | -             | -             |
|          | <b>Total</b>  | <b>83023</b> | <b>148182</b> | <b>185458</b> | <b>219003</b> |
| <b>8</b> | <b><u>Haryana</u></b>                                       |              |               |               |               |
|          | 1.Taxes on Professions<br>Trades callings and<br>Employment | -            | -             | -             | -             |
|          | 2.Estate Duty   | -            | -             | -             | -             |
|          | 3.Land Revenue  | 858          | 943           | 1557          | 1609          |
|          | 4.Urban Immovable<br>Property tax                           | -            | -             | -             | -             |
|          | 5.Agricultural Income Tax                                   | -            | -             | -             | -             |
|          | <b>Total</b>  | <b>858</b>   | <b>943</b>    | <b>1557</b>   | <b>1609</b>   |



**Table No. 2.1 Tax Revenue of the State Governments  
(Direct Tax in the State)**

(Rs. in Lakhs)

| Sr.No.    | Item  | 2008-09(A)   | 2009-10(A)   | 2010-11(RE)  | 2011-12(BE)  |
|-----------|---|--------------|--------------|--------------|--------------|
| 0         | 1   | 2            | 3            | 4            | 5            |
| <b>9</b>  | <b><u>Himachal Pradesh</u></b>                        |              |              |              |              |
|           | 1.Taxes on Professions Trades callings and Employment | -            | -            | -            | -            |
|           | 2.Estate Duty   | -            | -            | -            | -            |
|           | 3.Land Revenue  | 2028         | 1454         | 157          | 190          |
|           | 4.Urban Immovable Property tax                        | -            | -            | -            | -            |
|           | 5.Agricultural Income Tax                             | -            | -            | -            | -            |
|           | <b>Total</b>  | <b>2028</b>  | <b>1454</b>  | <b>157</b>   | <b>190</b>   |
| <b>10</b> | <b><u>Jammu &amp; Kashmir</u></b>                     |              |              |              |              |
|           | 1.Taxes on Professions Trades callings and Employment | -            | -            | -            | -            |
|           | 2.Estate Duty   | -            | -            | -            | -            |
|           | 3.Land Revenue  | 527          | 579          | 522          | 736          |
|           | 4.Urban Immovable Property tax                        | 4            | -            | -            | -            |
|           | 5.Agricultural Income Tax                             | -            | -            | -            | -            |
|           | <b>Total</b>  | <b>531</b>   | <b>579</b>   | <b>522</b>   | <b>736</b>   |
| <b>11</b> | <b><u>JharKhand</u></b>                               |              |              |              |              |
|           | 1.Taxes on Professions Trades callings and Employment | -            | -            | -            | -            |
|           | 2.Estate Duty   | -            | -            | -            | -            |
|           | 3.Land Revenue  | 5275         | 6000         | 6600         | 9594         |
|           | 4.Urban Immovable Property tax                        | -            | -13          | -15          | -            |
|           | 5.Agricultural Income Tax                             | -            | -            | -            | -            |
|           | <b>Total</b>  | <b>5275</b>  | <b>5987</b>  | <b>6585</b>  | <b>9594</b>  |
| <b>12</b> | <b><u>Karnataka</u></b>                               |              |              |              |              |
|           | 1.Taxes on Professions Trades callings and Employment | 53879        | 52721        | 55000        | 61000        |
|           | 2.Estate Duty   | -            | -            | -            | -            |
|           | 3.Land Revenue  | 25565        | 12788        | 14332        | 19003        |
|           | 4.Urban Immovable Property tax                        | -            | -            | -            | -            |
|           | 5.Agricultural Income Tax                             | 928          | 870          | 1000         | 1000         |
|           | <b>Total</b>  | <b>80372</b> | <b>66379</b> | <b>70332</b> | <b>81003</b> |

**Table No. 2.1 Tax Revenue of the State Governments  
(Direct Tax in the State)**

(Rs. in Lakhs)

| <b>SN</b> | <b>Item</b>   | <b>2008-09(A)</b> | <b>2009-10(A)</b> | <b>2010-11(RE)</b> | <b>2011-12(BE)</b> |
|-----------|---|-------------------|-------------------|--------------------|--------------------|
| <b>0</b>  | <b>1</b>  | <b>2</b>          | <b>3</b>          | <b>4</b>           | <b>5</b>           |
| <b>13</b> | <b><u>Kerala</u></b>  |                   |                   |                    |                    |
|           | 1.Taxes on Professions<br>Trades callings and<br>Employment | -                 | -                 | -                  | -                  |
|           | 2.Estate Duty   | -                 | -                 | -                  | -                  |
|           | 3.Land Revenue  | 4756              | 5393              | 15964              | 16284              |
|           | 4.Urban Immovable Property<br>tax                           | 6122              | 6508              | 8258               | 9084               |
|           | 5.Agricultural Income Tax                                   | 1197              | 2773              | 1208               | 1449               |
|           | <b>Total</b>  | <b>12075</b>      | <b>14674</b>      | <b>25430</b>       | <b>26817</b>       |
| <b>14</b> | <b><u>Madhya Pradesh</u></b>                                |                   |                   |                    |                    |
|           | 1.Taxes on Professions<br>Trades callings and<br>Employment | 18218             | 21613             | 22200              | 24000              |
|           | 2.Estate Duty   | -                 | -                 | -                  | -                  |
|           | 3.Land Revenue  | 33884             | 18003             | 40024              | 50031              |
|           | 4.Urban Immovable Property<br>tax                           | -                 | 12                | -                  | -                  |
|           | 5.Agricultural Income Tax                                   | -                 | -                 | -                  | -                  |
|           | <b>Total</b>  | <b>52102</b>      | <b>39628</b>      | <b>62224</b>       | <b>74031</b>       |
| <b>15</b> | <b><u>Maharashtra</u></b>                                   |                   |                   |                    |                    |
|           | 1.Taxes on Professions<br>Trades callings and<br>Employment | 156122            | 161235            | 160814             | 170000             |
|           | 2.Estate Duty   | -                 | -                 | -                  | -                  |
|           | 3.Land Revenue  | 54622             | 71404             | 119561             | 149713             |
|           | 4.Urban Immovable Property<br>tax                           | -                 | -                 | -                  | -                  |
|           | 5.Agricultural Income Tax                                   | -                 | -                 | -                  | -                  |
|           | <b>Total</b>  | <b>210744</b>     | <b>232639</b>     | <b>280375</b>      | <b>319713</b>      |
| <b>16</b> | <b><u>Manipur</u></b>                                       |                   |                   |                    |                    |
|           | 1.Taxes on Professions<br>Trades callings and<br>Employment | 1546              | 1763              | 2510               | 3000               |
|           | 2.Estate Duty   | -                 | -                 | -                  | -                  |
|           | 3.Land Revenue  | 78                | 81                | 92                 | 105                |
|           | 4.Urban Immovable Property<br>tax                           | -                 | -                 | -                  | -                  |
|           | 5.Agricultural Income Tax                                   | -                 | -                 | -                  | -                  |
|           | <b>Total</b>  | <b>1624</b>       | <b>1844</b>       | <b>2602</b>        | <b>3105</b>        |

**Table No. 2.1 Tax Revenue of the State Governments  
(Direct Tax in the State)**

(Rs. in Lakhs)

| Sr.No     | Item  | 2008-09(A)   | 2009-10(A)   | 2010-11(RE)  | 2011-12(BE)  |
|-----------|---|--------------|--------------|--------------|--------------|
| 0         | 1   | 2            | 3            | 4            | 5            |
| <b>17</b> | <b><u>Meghalaya</u></b>                               |              |              |              |              |
|           | 1.Taxes on Professions Trades callings and Employment | -647         | 206          | 239          | 278          |
|           | 2.Estate Duty   | -            | -            | -            | -            |
|           | 3.Land Revenue  | 50           | 26           | 299          | 323          |
|           | 4.Urban Immovable Property tax                        | -            | -            | -            | -            |
|           | 5.Agricultural Income Tax                             | -            | -            | -            | -            |
|           | <b>Total</b>  | <b>-597</b>  | <b>232</b>   | <b>538</b>   | <b>601</b>   |
| <b>18</b> | <b><u>Mizoram</u></b>                                 |              |              |              |              |
|           | 1.Taxes on Professions Trades callings and Employment | 590          | 793          | 801          | 1000         |
|           | 2.Estate Duty   | -            | -            | -            | -            |
|           | 3.Land Revenue  | 163          | 276          | 280          | 1064         |
|           | 4.Urban Immovable Property tax                        | -            | -            | -            | -            |
|           | 5.Agricultural Income Tax                             | -            | -            | -            | -            |
|           | <b>Total</b>  | <b>753</b>   | <b>1069</b>  | <b>1081</b>  | <b>2064</b>  |
| <b>19</b> | <b><u>Nagaland</u></b>                                |              |              |              |              |
|           | 1.Taxes on Professions Trades callings and Employment | 1986         | 2254         | 2600         | 2900         |
|           | 2.Estate Duty   | -            | -            | -            | -            |
|           | 3.Land Revenue  | 60           | 63           | 81           | 87           |
|           | 4.Urban Immovable Property tax                        | -            | -            | -            | -            |
|           | 5.Agricultural Income Tax                             | -            | -            | -            | -            |
|           | <b>Total</b>  | <b>2046</b>  | <b>2317</b>  | <b>2681</b>  | <b>2987</b>  |
| <b>20</b> | <b><u>Orissa</u></b>                                  |              |              |              |              |
|           | 1.Taxes on Professions Trades callings and Employment | 11218        | 13556        | 14500        | 16500        |
|           | 2.Estate Duty   | -            | -            | -            | -            |
|           | 3.Land Revenue  | 34879        | 29217        | 40532        | 46500        |
|           | 4.Urban Immovable Property tax                        | -            | -            | -            | -            |
|           | 5.Agricultural Income Tax                             | -            | -            | -            | -            |
|           | <b>Total</b>  | <b>46097</b> | <b>42773</b> | <b>55032</b> | <b>63000</b> |

**Table No. 2.1 Tax Revenue of the State Governments  
(Direct Tax in the State)**

(Rs. in Lakhs)

| Sr.No.    | Item  | 2008-09(A)   | 2009-10(A)   | 2010-11(RE)  | 2011-12(BE)  |
|-----------|---|--------------|--------------|--------------|--------------|
| 0         | 1   | 2            | 3            | 4            | 5            |
| <b>21</b> | <b><u>Punjab</u></b>                                  |              |              |              |              |
|           | 1.Taxes on Professions Trades callings and Employment | -            | -            | -            | -            |
|           | 2.Estate Duty   | -            | -            | -            | -            |
|           | 3.Land Revenue  | 1544         | 1531         | 1700         | 1900         |
|           | 4.Urban Immovable Property tax                        | -            | -            | -            | -            |
|           | 5.Agricultural Income Tax                             | -            | -            | -            | -            |
|           | <b>Total</b>  | <b>1544</b>  | <b>1531</b>  | <b>1700</b>  | <b>1900</b>  |
| <b>22</b> | <b><u>Rajasthan</u></b>                               |              |              |              |              |
|           | 1.Taxes on Professions Trades callings and Employment | -            | 4            | -            | -            |
|           | 2.Estate Duty   | -            | -            | -            | -            |
|           | 3.Land Revenue  | 16252        | 14766        | 18506        | 19606        |
|           | 4.Urban Immovable Property tax                        | 22791        | 13214        | 23000        | 30000        |
|           | 5.Agricultural Income Tax                             | -            | -            | -            | -            |
|           | <b>Total</b>  | <b>39043</b> | <b>27984</b> | <b>41506</b> | <b>49606</b> |
| <b>23</b> | <b><u>Sikkim</u></b>                                  |              |              |              |              |
|           | 1.Taxes on Professions Trades callings and Employment | 156          | 213          | 200          | 200          |
|           | 2.Estate Duty   | -            | -            | -            | -            |
|           | 3.Land Revenue  | 195          | 271          | 382          | 382          |
|           | 4.Urban Immovable Property tax                        | -            | -            | -            | -            |
|           | 5.Agricultural Income Tax                             | -            | -            | -            | -            |
|           | <b>Total</b>  | <b>351</b>   | <b>484</b>   | <b>582</b>   | <b>582</b>   |
| <b>24</b> | <b><u>Tamil Nadu</u></b>                              |              |              |              |              |
|           | 1.Taxes on Professions Trades callings and Employment | -            | -            | -            | -58          |
|           | 2.Estate Duty   | -            | -            | -            | -            |
|           | 3.Land Revenue  | 20773        | 11666        | 9503         | 7082         |
|           | 4.Urban Immovable Property tax                        | 1179         | 1201         | 1201         | 1261         |
|           | 5.Agricultural Income Tax                             | 1            | -            | -            | -            |
|           | <b>Total</b>  | <b>21953</b> | <b>12867</b> | <b>10704</b> | <b>8285</b>  |

**Table No. 2.1 Tax Revenue of the State Governments  
(Direct Tax in the State)**

(Rs. in Lakhs)

| <b>Sr.No</b> | <b>Item</b>   | <b>2008-09(A)</b> | <b>2009-10(A)</b> | <b>2010-11(RE)</b> | <b>2011-12(BE)</b> |
|--------------|---|-------------------|-------------------|--------------------|--------------------|
| <b>0</b>     | <b>1</b>  | <b>2</b>          | <b>3</b>          | <b>4</b>           | <b>5</b>           |
| <b>25</b>    | <b><u>Tripura</u></b>                                 |                   |                   |                    |                    |
|              | 1.Taxes on Professions Trades callings and Employment | 2598              | 2917              | 3000               | 3150               |
|              | 2.Estate Duty   | -                 | -                 | -                  | -                  |
|              | 3.Land Revenue  | 555               | 554               | 582                | 582                |
|              | 4.Urban Immovable Property tax                        | 3                 | -                 | -                  | -                  |
|              | 5.Agricultural Income Tax                             | 18                | 1                 | -                  | -                  |
|              | <b>Total</b>  | <b>3174</b>       | <b>3472</b>       | <b>3582</b>        | <b>3732</b>        |
| <b>26</b>    | <b><u>Uttra Khand</u></b>                             |                   |                   |                    |                    |
|              | 1.Taxes on Professions Trades callings and Employment | 609               | 713               | 800                | 1200               |
|              | 2.Estate Duty   | -                 | -                 | -                  | -                  |
|              | 3.Land Revenue  | 1790              | 880               | 1173               | 1348               |
|              | 4.Urban Immovable Property tax                        | -                 | -                 | -                  | -                  |
|              | 5.Agricultural Income Tax                             | -                 | -                 | -                  | -                  |
|              | <b>Total</b>  | <b>2399</b>       | <b>1593</b>       | <b>1973</b>        | <b>2548</b>        |
| <b>27</b>    | <b><u>Uttar Pradesh</u></b>                           |                   |                   |                    |                    |
|              | 1.Taxes on Professions Trades callings and Employment | 2090              | 2094              | 2584               | 3101               |
|              | 2.Estate Duty   | -                 | -                 | -                  | -                  |
|              | 3.Land Revenue  | 54928             | 66314             | 80966              | 24587              |
|              | 4.Urban Immovable Property tax                        | -                 | -                 | -                  | -                  |
|              | 5.Agricultural Income Tax                             | -                 | -                 | -                  | -                  |
|              | <b>Total</b>  | <b>57018</b>      | <b>68408</b>      | <b>83550</b>       | <b>27688</b>       |
| <b>28</b>    | <b><u>West Bengal</u></b>                             |                   |                   |                    |                    |
|              | 1.Taxes on Professions Trades callings and Employment | 32160             | 36240             | 45300              | 56625              |
|              | 2.Estate Duty   | -                 | -                 | -                  | -                  |
|              | 3.Land Revenue  | 98378             | 92892             | 126049             | 169437             |
|              | 4.Urban Immovable Property tax                        | 9                 | 8                 | 10                 | 12                 |
|              | 5.Agricultural Income Tax                             | 351               | 886               | 1108               | 1385               |
|              | <b>Total</b>  | <b>130898</b>     | <b>130026</b>     | <b>172467</b>      | <b>227459</b>      |
| <b>29</b>    | <b><u>Delhi</u></b>                                   |                   |                   |                    |                    |
|              | 1.Taxes on Professions Trades callings and Employment | -                 | -                 | -                  | -                  |
|              | 2.Estate Duty   | -                 | -                 | -                  | -                  |
|              | 3.Land Revenue  | -                 | -                 | -                  | -                  |
|              | 4.Urban Immovable Property tax                        | -                 | -                 | -                  | -                  |
|              | 5.Agricultural Income Tax                             | -                 | -                 | -                  | -                  |
|              | <b>Total</b>  | <b>-</b>          | <b>-</b>          | <b>-</b>           | <b>-</b>           |
| <b>30</b>    | <b><u>All States</u></b>                              |                   |                   |                    |                    |
|              | 1.Taxes on Professions Trades callings and Employment | 351098            | 374927            | 404405             | 450680             |
|              | 2.Estate Duty   | -                 | -                 | -                  | -                  |
|              | 3.Land Revenue  | 483435            | 514941            | 686261             | 763267             |
|              | 4.Urban Immovable Property tax                        | 48198             | 39567             | 54403              | 64024              |
|              | 5.Agricultural Income Tax                             | 4313              | 12365             | 13436              | 14277              |
|              | <b>Total</b>  | <b>887044</b>     | <b>941800</b>     | <b>1158505</b>     | <b>1292248</b>     |

Source:- State Finance A study of Budget of  
2011-12 - A Report of Reserve Bank of India.

**Table No. 2.2 Tax Revenue of the State Governments  
(Indirect Taxes in the State)**

(Rs. in Lakhs)

| Sr.No    | Items  | 2008-09(A)     | 2009-10(A)     | 2010-11(RE)    | 2011-12(BE)    |
|----------|--|----------------|----------------|----------------|----------------|
| <b>1</b> | <b><u>Andhra Pradesh</u></b>                     |                |                |                |                |
|          | 1.Share in Central Taxes                         | 1180150        | 1214171        | 1516243        | 1682603        |
|          | 2.State Sales Tax                                | 2053230        | 2216315        | 2953459        | 3554200        |
|          | 3.Central Sales Tax                              | 125519         | 136208         | 221830         | 266200         |
|          | 4.Sales Tax on Motor Spirit and Lubricants       | 3              | 6              | 40             | 60             |
|          | 5.Other receipt                                  | 6415           | 11493          | 8471           | 10100          |
|          | 6.Taxes on Vehicles                              | 180062         | 199530         | 277800         | 343360         |
|          | 7.Taxes on Goods and passengers                  | 1588           | 1028           | 1131           | 1244           |
|          | 8.Entertainment Tax                              | 6583           | 7156           | 8700           | 9570           |
|          | 9.State Excise Duties                            | 575261         | 584859         | 791200         | 901440         |
|          | 10.Electricity Duties                            | 21854          | 15926          | 26400          | 27720          |
|          | 11.Surcharge on Cash Crops and Cess on Sugarcane | -              | -              | -              | -              |
|          | 12.Other Taxes and Duties                        | 13730          | 9746           | 15343          | 16877          |
|          | 13.Stamps and Registration fees                  | 293099         | 263863         | 360000         | 424000         |
|          | <b>Total</b>                                     | <b>4457494</b> | <b>4660301</b> | <b>6180617</b> | <b>7237374</b> |
| <b>2</b> | <b><u>Arunachal Pradesh</u></b>                  |                |                |                |                |
|          | 1.Share in Central Taxes                         | 46211          | 47542          | 68637          | 78400          |
|          | 2.State Sales Tax                                | 10568          | 13023          | 15084          | 17346          |
|          | 3.Central Sales Tax                              | -              | -              | -              | -              |
|          | 4.Sales Tax on Motor Spirit and Lubricants       | -              | -              | -              | -              |
|          | 5.Other receipt                                  | -              | -              | -              | -              |
|          | 6.Taxes on Vehicles                              | 776            | 1307           | 1500           | 1700           |
|          | 7.Taxes on Goods and passengers                  | -              | -              | -              | -              |
|          | 8.Entertainment Tax                              | -              | -              | -              | -              |
|          | 9.State Excise Duties                            | 1660           | 2379           | 2616           | 2878           |
|          | 10.Electricity Duties                            | -              | -              | -              | -              |
|          | 11.Surcharge on Cash Crops and Cess on Sugarcane | -              | -              | -              | -              |
|          | 12.Other Taxes and Duties                        | -              | -              | -              | -              |
|          | 13.Stamps and Registration fees                  | 125            | 188            | 206            | 227            |
|          | <b>Total</b>                                     | <b>59340</b>   | <b>64439</b>   | <b>88043</b>   | <b>100551</b>  |
| <b>3</b> | <b><u>Assam</u></b>                              |                |                |                |                |
|          | 1.Share in Central Taxes                         | 518989         | 533953         | 796861         | 957277         |
|          | 2.State Sales Tax                                | 269612         | 321052         | 395220         | 449100         |
|          | 3.Central Sales Tax                              | 34175          | 30932          | 36641          | 38400          |
|          | 4.Sales Tax on Motor Spirit and Lubricants       | -              | -              | -              | -              |
|          | 5.Other receipt                                  | 7270           | 1542           | -              | -              |
|          | 6.Taxes on Vehicles                              | 14521          | 17726          | 22019          | 27000          |
|          | 7.Taxes on Goods and passengers                  | 28467          | 54541          | 48041          | 41120          |
|          | 8.Entertainment Tax                              | 222            | 263            | 451            | 500            |
|          | 9.State Excise Duties                            | 19868          | 23919          | 32313          | 40000          |
|          | 10.Electricity Duties                            | 2236           | 2707           | 4158           | 4111           |
|          | 11.Surcharge on Cash Crops and Cess on Sugarcane | -              | -              | -              | -              |
|          | 12.Other Taxes and Duties                        | 605            | 604            | 542            | 600            |
|          | 13.Stamps and Registration fees                  | 11116          | 10845          | 12309          | 14500          |
|          | <b>Total</b>                                     | <b>907081</b>  | <b>998084</b>  | <b>1348555</b> | <b>1572608</b> |

**Table No. 2.2 Tax Revenue of the State Governments  
(Indirect Taxes in the States)**

(Rs. in Lakhs)

| Sr.No    | Items  | 2008-09(A)     | 2009-10(A)     | 2010-11(RE)    | 2011-12(BE)    |
|----------|--|----------------|----------------|----------------|----------------|
| 1        | 2  | 3              | 4              | 5              | 6              |
| <b>4</b> | <b><u>Bihar</u></b>                              |                |                |                |                |
|          | 1.Share in Central Taxes                         | 1769251        | 1820258        | 2285287        | 2696639        |
|          | 2.State Sales Tax                                | 297728         | 263705         | 561269         | 645800         |
|          | 3.Central Sales Tax                              | 3705           | 122780         | 5000           | 5000           |
|          | 4.Sales Tax on Motor Spirit and Lubricants       | 10             | -              | -              | -              |
|          | 5. Other receipt                                 | 204            | -2557          | -              | -              |
|          | 6.Taxes on Vehicles                              | 29774          | 34513          | 45000          | 53700          |
|          | 7.Taxes on Goods and passengers                  | 127941         | 161316         | 162376         | 194000         |
|          | 8.Entertainment Tax                              | 1366           | 1803           | 1375           | 1400           |
|          | 9.State Excise Duties                            | 67914          | 108168         | 140000         | 179000         |
|          | 10.Electricity Duties                            | 6762           | 6663           | 9025           | 6070           |
|          | 11.Surcharge on Cash Crops and Cess on Sugarcane | 1              | -              | -              | -              |
|          | 12.Other Taxes and Duties                        | 76             | 390            | 1056           | 700            |
|          | 13.Stamps and Registration fees                  | 71619          | 99790          | 121500         | 160000         |
|          | <b>Total</b>                                     | <b>2376351</b> | <b>2616829</b> | <b>3331888</b> | <b>3942309</b> |
| <b>5</b> | <b><u>Chhattisgarh</u></b>                       |                |                |                |                |
|          | 1.Share in Central Taxes                         | 425790         | 438064         | 517024         | 620434         |
|          | 2.State Sales Tax                                | 294367         | 303115         | 390400         | 478768         |
|          | 3.Central Sales Tax                              | 66416          | 68100          | 62000          | 70000          |
|          | 4.Sales Tax on Motor Spirit and Lubricants       | -              | -              | -              | -              |
|          | 5. Other receipt                                 | 311            | 1              | 13             | 14             |
|          | 6.Taxes on Vehicles                              | 31378          | 35188          | 41000          | 45000          |
|          | 7.Taxes on Goods and passengers                  | 42071          | 69610          | 61600          | 70000          |
|          | 8.Entertainment Tax                              | 582            | 686            | 429            | 429            |
|          | 9.State Excise Duties                            | 96410          | 118772         | 139000         | 162600         |
|          | 10.Electricity Duties                            | 41510          | 41691          | 55431          | 60000          |
|          | 11.Surcharge on Cash Crops and Cess on Sugarcane | -              | 8              | -              | -              |
|          | 12.Other Taxes and Duties                        | 51             | -              | -              | -              |
|          | 13.Stamps and Registration fees                  | 49559          | 58313          | 65035          | 75000          |
|          | <b>Total</b>                                     | <b>1048445</b> | <b>1133548</b> | <b>1331932</b> | <b>1582245</b> |
| <b>6</b> | <b><u>Goa</u></b>                                |                |                |                |                |
|          | 1.Share in Central Taxes                         | 41544          | 42742          | 55657          | 61225          |
|          | 2.State Sales Tax                                | 106883         | 106060         | 139990         | 165000         |
|          | 3.Central Sales Tax                              | 5949           | 7805           | 9000           | 12500          |
|          | 4.Sales Tax on Motor Spirit and Lubricants       | -              | -              | -              | -              |
|          | 5.Other receipt                                  | 332            | 344            | 500            | 500            |
|          | 6.Taxes on Vehicles                              | 9015           | 10512          | 9900           | 11500          |
|          | 7.Taxes on Goods and passengers                  | 15745          | 16073          | 14701          | 16201          |
|          | 8.Entertainment Tax                              | 96             | 3711           | 4500           | 4000           |
|          | 9.State Excise Duties                            | 8870           | 10446          | 13000          | 14700          |
|          | 10.Electricity Duties                            | -              | -              | -              | -              |
|          | 11.Surcharge on Cash Crops and Cess on Sugarcane | -              | 2              | 10             | -              |
|          | 12.Other Taxes and Duties                        | 9989           | 9093           | 12498          | 14000          |
|          | 13.Stamps and Registration fees                  | 11537          | 11125          | 13039          | 14810          |
|          | <b>Total</b>                                     | <b>209960</b>  | <b>217913</b>  | <b>272795</b>  | <b>314436</b>  |

**Table No. 2.2 Tax Revenue of the State Governments  
(Indirect Taxes in the States)**

(Rs. in Lakhs)

| Sr.No.   | Items   | 2008-09(A)     | 2009-10(A)     | 2010-11(RE)    | 2011-12(BE)    |
|----------|---|----------------|----------------|----------------|----------------|
| 1        | 2   | 3              | 4              | 5              | 6              |
| <b>7</b> | <b>Gujarat</b>                                    |                |                |                |                |
|          | 1.Share in Central Taxes                          | 572597         | 589092         | 680000         | 727300         |
|          | 2.State Sales Tax                                 | 1458677        | 1511600        | 1778231        | 2181300        |
|          | 3. Central Sales Tax                              | 166679         | 254859         | 566089         | 337500         |
|          | 4. Sales Tax on Motor Spirit and Lubricants       | 52635          | 49645          | 54649          | 80000          |
|          | 5. Other receipt                                  | 3068           | 3856           | 608            | 1200           |
|          | 6.Taxes on Vehicles                               | 138166         | 154264         | 172500         | 190000         |
|          | 7.Taxes on Goods and passengers                   | 16935          | 691            | 27500          | 28000          |
|          | 8.Entertainment Tax                               | 3411           | 4728           | 5461           | 8050           |
|          | 9.State Excise Duties                             | 4871           | 6594           | 6222           | 6658           |
|          | 10.Electricity Duties                             | 236991         | 264365         | 290000         | 320000         |
|          | 11. Surcharge on Cash Crops and Cess on Sugarcane | 5              | 19             | -              | -              |
|          | 12. Other Taxes and Duties                        | 18381          | 19549          | 30130          | 32879          |
|          | 13.Stamps and Registration fees                   | 172850         | 255672         | 349998         | 500000         |
|          | <b>Total</b>                                      | <b>2845266</b> | <b>3114934</b> | <b>3961388</b> | <b>4412887</b> |
| <b>8</b> | <b>Haryana</b>                                    |                |                |                |                |
|          | 1.Share in Central Taxes                          | 172462         | 177447         | 230139         | 276511         |
|          | 2.State Sales Tax                                 | 703505         | 790722         | 1082268        | 1232200        |
|          | 3. Central Sales Tax                              | 111958         | 109017         | 147732         | 177800         |
|          | 4. Sales Tax on Motor Spirit and Lubricants       | -              | 4              | 0              | 0              |
|          | 5. Other receipt                                  | 10             | 3493           | -              | -              |
|          | 6.Taxes on Vehicles                               | 23930          | 27707          | 35000          | 51500          |
|          | 7.Taxes on Goods and passengers                   | 37029          | 39145          | 40000          | 42500          |
|          | 8.Entertainment Tax                               | 2440           | 3555           | 3650           | 3795           |
|          | 9.State Excise Duties                             | 141853         | 205902         | 220000         | 240000         |
|          | 10.Electricity Duties                             | 10631          | 11958          | 14300          | 15500          |
|          | 11. Surcharge on Cash Crops and Cess on Sugarcane | -              | -              | -              | -              |
|          | 12. Other Taxes and Duties                        | 676            | 147            | 700            | 785            |
|          | 13.Stamps and Registration fees                   | 132639         | 129357         | 190000         | 235000         |
|          | <b>Total</b>                                      | <b>1337133</b> | <b>1498454</b> | <b>1963789</b> | <b>2275591</b> |
| <b>9</b> | <b>Himachal Pradesh</b>                           |                |                |                |                |
|          | 1.Share in Central Taxes                          | 83749          | 86163          | 171535         | 206067         |
|          | 2.State Sales Tax                                 | 108746         | 126005         | 177441         | 212950         |
|          | 3. Central Sales Tax                              | 13932          | 19929          | 17439          | 22398          |
|          | 4. Sales Tax on Motor Spirit and Lubricants       | -              | -              | -              | -              |
|          | 5. Other receipt                                  | 1953           | 2806           | 5561           | 9079           |
|          | 6.Taxes on Vehicles                               | 13553          | 13397          | 15003          | 17308          |
|          | 7.Taxes on Goods and passengers                   | 6239           | 8874           | 10205          | 11736          |
|          | 8.Entertainment Tax                               | 11             | 15             | 26             | 30             |
|          | 9.State Excise Duties                             | 43183          | 50026          | 57743          | 70974          |
|          | 10.Electricity Duties                             | 7883           | 3908           | 22000          | 19000          |
|          | 11. Surcharge on Cash Crops and Cess on Sugarcane | -              | -              | -              | -              |
|          | 12. Other Taxes and Duties                        | 16889          | 19699          | 22645          | 26042          |
|          | 13.Stamps and Registration fees                   | 9833           | 11340          | 12447          | 14276          |
|          | <b>Total</b>                                      | <b>305971</b>  | <b>342162</b>  | <b>512045</b>  | <b>609860</b>  |



**Table No. 2.2 Tax Revenue of the State Governments  
(Indirect Taxes in the States)**

(Rs. in Lakhs)

| Sr.No.    | Items  | 2008-09(A)     | 2009-10(A)     | 2010-11(RE)    | 2011-12(BE)    |
|-----------|--|----------------|----------------|----------------|----------------|
| 1         | 2  | 3              | 4              | 5              | 6              |
| <b>10</b> | <b><u>Jammu &amp; Kashmir</u></b>                |                |                |                |                |
|           | 1.Share in Central Taxes                         | 205300         | 187983         | 291075         | 332800         |
|           | 2.State Sales Tax                                | 153750         | 175000         | 212569         | 255000         |
|           | 3.Central Sales Tax                              | -              | -              | -              | -              |
|           | 4.Sales Tax on Motor Spirit and Lubricants       | 31500          | 38000          | 447000         | 47500          |
|           | 5. Other receipt                                 | -              | -              | -              | -              |
|           | 6.Taxes on Vehicles                              | 7766           | 9270           | 11310          | 12320          |
|           | 7.Taxes on Goods and passengers                  | 29700          | 31550          | 35810          | 38230          |
|           | 8.Entertainment Tax                              | -              | -              | -              | -              |
|           | 9.State Excise Duties                            | 25000          | 27000          | 30700          | 33300          |
|           | 10.Electricity Duties                            | 15065          | 19589          | 21400          | 23600          |
|           | 11.Surcharge on Cash Crops and Cess on Sugarcane | -              | -              | -              | -              |
|           | 12.Other Taxes and Duties                        | -              | -              | 20             | 40             |
|           | 13.Stamps and Registration fees                  | 6028           | 6488           | 7273           | 7558           |
|           | <b>Total</b>                                     | <b>474109</b>  | <b>494880</b>  | <b>1057157</b> | <b>750348</b>  |
| <b>11</b> | <b><u>Jharkhand</u></b>                          |                |                |                |                |
|           | 1.Share in Central Taxes                         | 602368         | 576338         | 633971         | 739330         |
|           | 2.State Sales Tax                                | 306485         | 350000         | 377800         | 490800         |
|           | 3.Central Sales Tax                              | 65015          | 70000          | 72500          | 98908          |
|           | 4.Sales Tax on Motor Spirit and Lubricants       | -              | -              | -              | -              |
|           | 5.Other receipt                                  | -              | -              | -              | -              |
|           | 6.Taxes on Vehicles                              | 40060          | 40000          | 44000          | 55600          |
|           | 7.Taxes on Goods and passengers                  | 9300           | 6406           | 6537           | 3000           |
|           | 8.Entertainment Tax                              | -              | 924            | 1226           | 1226           |
|           | 9.State Excise Duties                            | 35752          | 50000          | 52500          | 70000          |
|           | 10.Electricity Duties                            | 7400           | 5249           | 5356           | 10000          |
|           | 11.Surcharge on Cash Crops and Cess on Sugarcane | -              | -              | -              | -              |
|           | 12.Other Taxes and Duties                        | 1865           | -24            | -26            | -126           |
|           | 13.Stamps and Registration fees                  | 37261          | 27494          | 30250          | 45000          |
|           | <b>Total</b>                                     | <b>1105506</b> | <b>1126387</b> | <b>1224114</b> | <b>1513738</b> |
| <b>12</b> | <b><u>Karnataka</u></b>                          |                |                |                |                |
|           | 1.Share in Central Taxes                         | 715377         | 735998         | 931009         | 1041899        |
|           | 2.State Sales Tax                                | 1357396        | 1489571        | 1962000        | 2323000        |
|           | 3.Central Sales Tax                              | 104877         | 93696          | 92000          | 94000          |
|           | 4.Sales Tax on Motor Spirit and Lubricants       | -              | -              | -              | -              |
|           | 5.Other receipt                                  | -              | -              | -              | -              |
|           | 6.Taxes on Vehicles                              | 168116         | 196160         | 225000         | 263000         |
|           | 7.Taxes on Goods and passengers                  | 108502         | 129113         | 144000         | 151000         |
|           | 8.Entertainment Tax                              | 15775          | 11614          | 11000          | 13000          |
|           | 9.State Excise Duties                            | 574957         | 694632         | 812500         | 911500         |
|           | 10.Electricity Duties                            | 37059          | 67869          | 60800          | 68947          |
|           | 11.Surcharge on Cash Crops and Cess on Sugarcane | -              | -              | -              | -              |
|           | 12.Other Taxes and Duties                        | 24840          | 46069          | 77200          | 73260          |
|           | 13.Stamps and Registration fees                  | 292672         | 262757         | 350035         | 403000         |
|           | <b>Total</b>                                     | <b>3399571</b> | <b>3727479</b> | <b>4665544</b> | <b>5342606</b> |

**Table No. 2.2 Tax Revenue of the State Governments  
(Indirect Taxes in the States)**

(Rs. in Lakhs)

| Sr.No.    | Items   | 2008-09(A)     | 2009-10(A)     | 2010-11(RE)    | 2011-12(BE)    |
|-----------|---|----------------|----------------|----------------|----------------|
| 1         | 2   | 3              | 4              | 5              | 6              |
| <b>13</b> | <b><u>Kerala</u></b>                              |                |                |                |                |
|           | 1.Share in Central Taxes                          | 427552         | 439878         | 490050         | 617697         |
|           | 2.State Sales Tax                                 | 1091715        | 1244818        | 1563670        | 1922410        |
|           | 3. Central Sales Tax                              | 42538          | 29294          | 16400          | 16400          |
|           | 4. Sales Tax on Motor Spirit and Lubricants       | -              | -              | -              | -              |
|           | 5. Other receipt                                  | 3460           | 2977           | 3520           | 3980           |
|           | 6.Taxes on Vehicles                               | 93745          | 113110         | 123339         | 141073         |
|           | 7.Taxes on Goods and passengers                   | -              | -              | -              | -              |
|           | 8.Entertainment Tax                               | 17             | 48             | 69             | 85             |
|           | 9.State Excise Duties                             | 139764         | 151481         | 179979         | 205905         |
|           | 10.Electricity Duties                             | 5600           | 2478           | 2788           | 2931           |
|           | 11. Surcharge on Cash Crops and Cess on Sugarcane | -              | -              | -              | -              |
|           | 12. Other Taxes and Duties                        | 9804           | 13980          | 15350          | 19336          |
|           | 13.Stamps and Registration fees                   | 200299         | 189641         | 261705         | 325217         |
|           | <b>Total</b>                                      | <b>2014494</b> | <b>2187705</b> | <b>2656870</b> | <b>3255034</b> |
| <b>14</b> | <b><u>Madhya Pradesh</u></b>                      |                |                |                |                |
|           | 1.Share in Central Taxes                          | 1076659        | 1107698        | 1490422        | 1702869        |
|           | 2.State Sales Tax                                 | 632322         | 715383         | 946000         | 1094700        |
|           | 3. Central Sales Tax                              | 51977          | 56999          | 74000          | 88300          |
|           | 4. Sales Tax on Motor Spirit and Lubricants       | -              | -              | -              | -              |
|           | 5. Other receipt                                  | -              | -              | -              | -              |
|           | 6.Taxes on Vehicles                               | 77256          | 91901          | 113000         | 128500         |
|           | 7.Taxes on Goods and passengers                   | 133257         | 133288         | 157500         | 181500         |
|           | 8.Entertainment Tax                               | 1488           | 344            | 2400           | 2690           |
|           | 9.State Excise Duties                             | 230195         | 295194         | 352500         | 405000         |
|           | 10.Electricity Duties                             | 34306          | 214649         | 110259         | 137000         |
|           | 11.Surcharge on Cash Crops and Cess on Sugarcane  | -              | -              | -              | -              |
|           | 12. Other Taxes and Duties                        | 573            | 1578           | 100            | 110            |
|           | 13.Stamps and Registration fees                   | 147929         | 178315         | 220000         | 200000         |
|           | <b>Total</b>                                      | <b>2385962</b> | <b>2795349</b> | <b>3466181</b> | <b>3940669</b> |
| <b>15</b> | <b><u>Maharashtra</u></b>                         |                |                |                |                |
|           | 1.Share in Central Taxes                          | 801822         | 824811         | 1141937        | 1371806        |
|           | 2.State Sales Tax                                 | 2783516        | 3004758        | 2802468        | 3144241        |
|           | 3. Central Sales Tax                              | 271416         | 250532         | 344909         | 392576         |
|           | 4. Sales Tax on Motor Spirit and Lubricants       | 537            | -              | 930192         | 1058744        |
|           | 5. Other receipt                                  | 12583          | 12311          | 3931           | 4439           |
|           | 6.Taxes on Vehicles                               | 222022         | 268230         | 347100         | 400000         |
|           | 7.Taxes on Goods and passengers                   | 89195          | 97660          | 73857          | 81243          |
|           | 8.Entertainment Tax                               | 43696          | 49160          | 40000          | 44000          |
|           | 9.State Excise Duties                             | 443376         | 505663         | 580000         | 850000         |
|           | 10.Electricity Duties                             | 239486         | 328932         | 468568         | 440000         |
|           | 11. Surcharge on Cash Crops and Cess on Sugarcane | -              | -              | -              | -              |
|           | 12. Other Taxes and Duties                        | 57678          | 83381          | 64122          | 65938          |
|           | 13.Stamps and Registration fees                   | 828763         | 1077365        | 1414027        | 1567714        |
|           | <b>Total</b>                                      | <b>5794090</b> | <b>6502803</b> | <b>8211111</b> | <b>9420701</b> |

**Table No. 2.2 Tax Revenue of the State Governments  
(Indirect Taxes in the States)**

(Rs. in Lakhs)

| Sr.No.    | Items   | 2008-09(A)   | 2009-10(A)    | 2010-11(RE)   | 2011-12(BE)   |
|-----------|---|--------------|---------------|---------------|---------------|
| 1         | 2   | 3            | 4             | 5             | 6             |
| <b>16</b> | <b><u>Manipur</u></b>                             |              |               |               |               |
|           | 1.Share in Central Taxes                          | 58081        | 59756         | 99057         | 118998        |
|           | 2.State Sales Tax                                 | 14138        | 16328         | 20114         | 24220         |
|           | 3. Central Sales Tax                              | -            | -             | -             | -             |
|           | 4. Sales Tax on Motor Spirit and Lubricants       | -            | -             | -             | -             |
|           | 5. Other receipt                                  | -            | -             | -             | -             |
|           | 6.Taxes on Vehicles                               | 403          | 435           | 643           | 1565          |
|           | 7.Taxes on Goods and passengers                   | 80           | 81            | 192           | 105           |
|           | 8.Entertainment Tax                               | -            | -             | -             | -             |
|           | 9.State Excise Duties                             | 391          | 470           | 1036          | 1211          |
|           | 10.Electricity Duties                             | 39           | 1             | 1             | 1             |
|           | 11. Surcharge on Cash Crops and Cess on Sugarcane | -            | -             | -             | -             |
|           | 12. Other Taxes and Duties                        | 13           | 19            | 22            | 25            |
|           | 13.Stamps and Registration fees                   | 318          | 426           | 485           | 1552          |
|           | <b>Total</b>                                      | <b>73463</b> | <b>77516</b>  | <b>121550</b> | <b>147677</b> |
| <b>17</b> | <b><u>Meghalaya</u></b>                           |              |               |               |               |
|           | 1.Share in Central Taxes                          | 59523        | 61238         | 85421         | 107669        |
|           | 2.State Sales Tax                                 | 12375        | 19614         | 21581         | 25335         |
|           | 3. Central Sales Tax                              | 1076         | 2296          | 2991          | 5500          |
|           | 4. Sales Tax on Motor Spirit and Lubricants       | 2746         | 9815          | 7836          | 10970         |
|           | 5. Other receipt                                  | 11240        | 414           | 9             | 16            |
|           | 6.Taxes on Vehicles                               | 1321         | 1361          | 1564          | 1859          |
|           | 7.Taxes on Goods and passengers                   | 331          | 360           | 460           | 497           |
|           | 8.Entertainment Tax                               | -            | 23            | 111           | 130           |
|           | 9.State Excise Duties                             | 6979         | 9029          | 10019         | 12442         |
|           | 10.Electricity Duties                             | 3            | 5             | 126           | 136           |
|           | 11. Surcharge on Cash Crops and Cess on Sugarcane | 747          | -             | -             | -             |
|           | 12. Other Taxes and Duties                        | 170          | 87            | 87            | 125           |
|           | 13.Stamps and Registration fees                   | 554          | 1102          | 860           | 1229          |
|           | <b>Total</b>                                      | <b>97065</b> | <b>105344</b> | <b>131065</b> | <b>165908</b> |
| <b>18</b> | <b><u>Mizoram</u></b>                             |              |               |               |               |
|           | 1.Share in Central Taxes                          | 38339        | 39453         | 59078         | 70973         |
|           | 2.State Sales Tax                                 | 5615         | 6541          | 7500          | 8893          |
|           | 3. Central Sales Tax                              | 1            | 1             | 3             | 2             |
|           | 4. Sales Tax on Motor Spirit and Lubricants       | 2067         | 1876          | 2400          | 4458          |
|           | 5. Other receipt                                  | 16           | 175           | 284           | 170           |
|           | 6.Taxes on Vehicles                               | 550          | 671           | 680           | 876           |
|           | 7.Taxes on Goods and passengers                   | 143          | 139           | 136           | 322           |
|           | 8.Entertainment Tax                               | 28           | 36            | 47            | 51            |
|           | 9.State Excise Duties                             | 187          | 210           | 215           | 230           |
|           | 10.Electricity Duties                             | -            | -             | -             | -             |
|           | 11. Surcharge on Cash Crops and Cess on Sugarcane | 51           | -             | -             | -             |
|           | 12. Other Taxes and Duties                        | -            | -             | 1             | 1             |
|           | 13.Stamps and Registration fees                   | 46           | 39            | 70            | 250           |
|           | <b>Total</b>                                      | <b>47043</b> | <b>49141</b>  | <b>70414</b>  | <b>86226</b>  |

**Table No. 2.2 Tax Revenue of the State Governments  
(Indirect Taxes in the States)**

(Rs. in Lakhs)

| Sr.No.    | Items   | 2008-09(A)     | 2009-10(A)     | 2010-11(RE)    | 2011-12(BE)    |
|-----------|---|----------------|----------------|----------------|----------------|
| 1         | 2   | 3              | 4              | 5              | 6              |
| <b>19</b> | <b><u>Nagaland</u></b>                            |                |                |                |                |
|           | 1.Share in Central Taxes                          | 42184          | 43403          | 68946          | 82827          |
|           | 2.State Sales Tax                                 | 11470          | 13222          | 15500          | 18550          |
|           | 3.Central Sales Tax                               | -              | -              | -              | -              |
|           | 4.Sales Tax on Motor Spirit and Lubricants        | -              | -              | -              | -              |
|           | 5.Other receipt                                   | -              | -              | -              | -              |
|           | 6.Taxes on Vehicles                               | 1414           | 1673           | 2560           | 2786           |
|           | 7.Taxes on Goods and passengers                   | 234            | 396            | 254            | 274            |
|           | 8.Entertainment Tax                               | -              | -              | -              | -              |
|           | 9.State Excise Duties                             | 334            | 314            | 362            | 391            |
|           | 10.Electricity Duties                             | 3              | 11             | 3              | 1              |
|           | 11.Surcharge on Cash Crops and Cess on Sugarcane  | -              | -              | -              | -              |
|           | 12.Other Taxes and Duties                         | -              | -              | 1              | 1              |
|           | 13.Stamps and Registration fees                   | 101            | 119            | 117            | 126            |
|           | <b>Total</b>                                      | <b>55740</b>   | <b>59138</b>   | <b>87743</b>   | <b>104956</b>  |
| <b>20</b> | <b><u>Orissa</u></b>                              |                |                |                |                |
|           | 1.Share in Central Taxes                          | 827996         | 851865         | 1000417        | 1142899        |
|           | 2.State Sales Tax                                 | 426873         | 491500         | 590951         | 688210         |
|           | 3. Central Sales Tax                              | 53461          | 49377          | 59049          | 68148          |
|           | 4. Sales Tax on Motor Spirit and Lubricants       | -              | -              | -              | -              |
|           | 5. Other receipt                                  | -              | -              | -              | -              |
|           | 6.Taxes on Vehicles                               | 52443          | 61123          | 71500          | 84225          |
|           | 7.Taxes on Goods and passengers                   | 63832          | 81525          | 87500          | 100000         |
|           | 8.Entertainment Tax                               | 1858           | 928            | 1144           | 1206           |
|           | 9.State Excise Duties                             | 66007          | 84905          | 100000         | 120000         |
|           | 10.Electricity Duties                             | 36503          | 45996          | 46000          | 50000          |
|           | 11. Surcharge on Cash Crops and Cess on Sugarcane | -              | -              | -              | -              |
|           | 12. Other Taxes and Duties                        | 2881           | 4113           | 4672           | 4795           |
|           | 13.Stamps and Registration fees                   | 49566          | 35996          | 45000          | 51000          |
|           | <b>Total</b>                                      | <b>1581420</b> | <b>1707328</b> | <b>2006233</b> | <b>2310483</b> |
| <b>21</b> | <b><u>Punjab</u></b>                              |                |                |                |                |
|           | 1.Share in Central Taxes                          | 208401         | 214410         | 320767         | 366503         |
|           | 2.State Sales Tax                                 | 616642         | 726431         | 962700         | 1139100        |
|           | 3. Central Sales Tax                              | 26921          | 31318          | 37300          | 40900          |
|           | 4. Sales Tax on Motor Spirit and Lubricants       | -              | -              | -              | -              |
|           | 5. Other receipt                                  | -              | -              | -              | -              |
|           | 6.Taxes on Vehicles                               | 52409          | 55474          | 70000          | 80000          |
|           | 7.Taxes on Goods and passengers                   | -              | -              | -              | -              |
|           | 8.Entertainment Tax                               | 81             | 120            | 1896           | 23870          |
|           | 9.State Excise Duties                             | 180995         | 210092         | 264000         | 325000         |
|           | 10.Electricity Duties                             | 63133          | 23013          | 151978         | 140000         |
|           | 11. Surcharge on Cash Crops and Cess on Sugarcane | -              | -              | -              | -              |
|           | 12. Other Taxes and Duties                        | 265            | 876            | -              | -              |
|           | 13.Stamps and Registration fees                   | 173029         | 155094         | 250000         | 290000         |
|           | <b>Total</b>                                      | <b>1321876</b> | <b>1416828</b> | <b>2058641</b> | <b>2405373</b> |

**Table No. 2.2 Tax Revenue of the State Governments  
(Indirect Taxes in the States)**

(Rs. in Lakhs)

| Sr.No.    | Items   | 2008-09(A)     | 2009-10(A)     | 2010-11(RE)    | 2011-12(BE)    |
|-----------|---|----------------|----------------|----------------|----------------|
| 1         | 2   | 3              | 4              | 5              | 6              |
| <b>22</b> | <b><u>Rajasthan</u></b>                           |                |                |                |                |
|           | 1.Share in Central Taxes                          | 899872         | 925813         | 1285562        | 1544361        |
|           | 2.State Sales Tax                                 | 820690         | 943629         | 1139421        | 1278471        |
|           | 3. Central Sales Tax                              | 46248          | 48215          | 63000          | 40192          |
|           | 4. Sales Tax on Motor Spirit and Lubricants       | -              | -              | -              | -              |
|           | 5. Other receipt                                  | 23512          | 24509          | 27579          | 30337          |
|           | 6.Taxes on Vehicles                               | 121356         | 137287         | 150000         | 165000         |
|           | 7.Taxes on Goods and passengers                   | 18986          | 17610          | 16000          | 26500          |
|           | 8.Entertainment Tax                               | 1759           | 1403           | 2000           | 2400           |
|           | 9.State Excise Duties                             | 216989         | 230048         | 246000         | 262300         |
|           | 10.Electricity Duties                             | 65404          | 69999          | 77064          | 84664          |
|           | 11. Surcharge on Cash Crops and Cess on Sugarcane | -              | -              | -              | -              |
|           | 12. Other Taxes and Duties                        | 4694           | 4449           | 4000           | 5475           |
|           | 13.Stamps and Registration fees                   | 135663         | 136294         | 175000         | 190000         |
|           | <b>Total</b>                                      | <b>2355173</b> | <b>2539256</b> | <b>3185626</b> | <b>3629700</b> |
| <b>23</b> | <b><u>Sikkim</u></b>                              |                |                |                |                |
|           | 1.Share in Central Taxes                          | 37879          | 37539          | 52544          | 63070          |
|           | 2.State Sales Tax                                 | 2609           | 11342          | 13043          | 14999          |
|           | 3. Central Sales Tax                              | 455            | 765            | 880            | 1012           |
|           | 4. Sales Tax on Motor Spirit and Lubricants       | -              | -              | -              | -              |
|           | 5. Other receipt                                  | 7050           | -              | -              | -              |
|           | 6.Taxes on Vehicles                               | 694            | 788            | 900            | 1000           |
|           | 7.Taxes on Goods and passengers                   | -              | -              | -              | -              |
|           | 8.Entertainment Tax                               | 57             | 61             | 76             | 79             |
|           | 9.State Excise Duties                             | 4646           | 5727           | 5550           | 6744           |
|           | 10.Electricity Duties                             | -              | -              | -              | -              |
|           | 11. Surcharge on Cash Crops and Cess on Sugarcane | -              | -              | -              | -              |
|           | 12. Other Taxes and Duties                        | 2161           | 2677           | 1940           | 2168           |
|           | 13.Stamps and Registration fees                   | 435            | 448            | 313            | 326            |
|           | <b>Total</b>                                      | <b>55986</b>   | <b>59347</b>   | <b>75246</b>   | <b>89398</b>   |
| <b>24</b> | <b><u>TamilNadu</u></b>                           |                |                |                |                |
|           | 1.Share in Central Taxes                          | 851080         | 875619         | 1175704        | 1311108        |
|           | 2.State Sales Tax                                 | 1902904        | 2098574        | 2820086        | 3478790        |
|           | 3. Central Sales Tax                              | 164565         | 167578         | 216996         | 240822         |
|           | 4. Sales Tax on Motor Spirit and Lubricants       | -              | -              | -              | -              |
|           | 5. Other receipt                                  | -              | -              | -              | -              |
|           | 6.Taxes on Vehicles                               | 170957         | 202464         | 257676         | 323525         |
|           | 7.Taxes on Goods and passengers                   | 97874          | 109192         | 152753         | 178837         |
|           | 8.Entertainment Tax                               | 1224           | 1080           | 1520           | 1582           |
|           | 9.State Excise Duties                             | 575552         | 674068         | 792995         | 1019120        |
|           | 10.Electricity Duties                             | 35569          | 3706           | 176643         | 53203          |
|           | 11. Surcharge on Cash Crops and Cess on Sugarcane | -              | -              | -              | -              |
|           | 12. Other Taxes and Duties                        | 18472          | 18923          | 23191          | 25282          |
|           | 13.Stamps and Registration fees                   | 379368         | 366216         | 459947         | 649254         |
|           | <b>Total</b>                                      | <b>4197565</b> | <b>4517420</b> | <b>6077511</b> | <b>7281523</b> |

**Table No. 2.2 Tax Revenue of the State Governments  
(Indirect Taxes in the States)**

(Rs. in Lakhs)

| Sr.No.    | Items   | 2008-09(A)     | 2009-10(A)     | 2010-11(RE)    | 2011-12(BE)    |
|-----------|---|----------------|----------------|----------------|----------------|
| 1         | 2   | 3              | 4              | 5              | 6              |
| <b>25</b> | <b>Tripura</b>                                    |                |                |                |                |
|           | 1.Share in Central Taxes                          | 68652          | 70634          | 106900         | 128360         |
|           | 2.State Sales Tax                                 | 31479          | 37493          | 45000          | 59800          |
|           | 3. Central Sales Tax                              | -              | -              | -              | -              |
|           | 4. Sales Tax on Motor Spirit and Lubricants       | -              | -              | -              | -              |
|           | 5. Other receipt                                  | -              | -              | -              | -              |
|           | 6.Taxes on Vehicles                               | 2982           | 3714           | 4457           | 4457           |
|           | 7.Taxes on Goods and passengers                   | -              | -              | -              | -              |
|           | 8.Entertainment Tax                               | 41             | -              | -              | -              |
|           | 9.State Excise Duties                             | 4828           | 6109           | 7500           | 8250           |
|           | 10.Electricity Duties                             | 2              | 2              | 2              | 3              |
|           | 11. Surcharge on Cash Crops and Cess on Sugarcane | -              | -              | -              | -              |
|           | 12. Other Taxes and Duties                        | 43             | 99             | 109            | 109            |
|           | 13.Stamps and Registration fees                   | 1703           | 1815           | 1994           | 1997           |
|           | <b>Total</b>                                      | <b>109730</b>  | <b>119866</b>  | <b>165962</b>  | <b>202976</b>  |
| <b>26</b> | <b>Uttaranchal</b>                                |                |                |                |                |
|           | 1.Share in Central Taxes                          | 150659         | 155001         | 246007         | 295531         |
|           | 2.State Sales Tax                                 | 173414         | 197664         | 201650         | 211000         |
|           | 3. Central Sales Tax                              | 16824          | 26251          | 6000           | 7000           |
|           | 4. Sales Tax on Motor Spirit and Lubricants       | 3              | 9              | 80000          | 100000         |
|           | 5. Other receipt                                  | 824            | 760            | 1150           | 760            |
|           | 6.Taxes on Vehicles                               | 16698          | 18456          | 22530          | 24953          |
|           | 7.Taxes on Goods and passengers                   | -              | -              | -              | -              |
|           | 8.Entertainment Tax                               | 587            | 627            | 800            | 1000           |
|           | 9.State Excise Duties                             | 52835          | 70464          | 68693          | 72767          |
|           | 10.Electricity Duties                             | 5161           | 211            | 7200           | 7500           |
|           | 11. Surcharge on Cash Crops and Cess on Sugarcane | -              | -              | -              | -              |
|           | 12. Other Taxes and Duties                        | -              | -              | 68             | 60             |
|           | 13.Stamps and Registration fees                   | 35746          | 39870          | 42565          | 48385          |
|           | <b>Total</b>                                      | <b>452751</b>  | <b>509313</b>  | <b>676663</b>  | <b>768956</b>  |
| <b>27</b> | <b>Uttar Pradesh</b>                              |                |                |                |                |
|           | 1.Share in Central Taxes                          | 3090572        | 3179667        | 4118956        | 4827518        |
|           | 2.State Sales Tax                                 | 1412589        | 1881949        | 2255059        | 2958156        |
|           | 3. Central Sales Tax                              | 143805         | 139751         | 176135         | 230377         |
|           | 4. Sales Tax on Motor Spirit and Lubricants       | 1358           | 816            | -              | -              |
|           | 5. Other receipt                                  | 168000         | 59664          | 15368          | 11467          |
|           | 6.Taxes on Vehicles                               | 112466         | 140350         | 113521         | 232995         |
|           | 7.Taxes on Goods and passengers                   | 26649          | 27105          | 89083          | -              |
|           | 8.Entertainment Tax                               | 12985          | 18660          | 21643          | 27550          |
|           | 9.State Excise Duties                             | 472001         | 566606         | 677007         | 812408         |
|           | 10.Electricity Duties                             | 21672          | 27216          | 28151          | 32373          |
|           | 11. Surcharge on Cash Crops and Cess on Sugarcane | 22453          | 338            | -              | -              |
|           | 12. Other Taxes and Duties                        | 1074           | 675            | 874            | 1005           |
|           | 13.Stamps and Registration fees                   | 413827         | 456223         | 608173         | 699399         |
|           | <b>Total</b>                                      | <b>5899451</b> | <b>6499020</b> | <b>8103970</b> | <b>9833248</b> |

**Table No. 2.2 Tax Revenue of the State Governments  
(Indirect Taxes in the States)**

(Rs. in Lakhs)

| Sr.No.    | Items                            | 2008-09(A)      | 2009-10(A)      | 2010-11(RE)     | 2011-12(BE)     |
|-----------|----------------------------------|-----------------|-----------------|-----------------|-----------------|
| 1         | 2                                | 3               | 4               | 5               | 6               |
| <b>28</b> | <b>West Bengal</b>               |                 |                 |                 |                 |
|           | 1.Share in Central Taxes         | 1132178         | 1164816         | 1595495         | 1916686         |
|           | 2.State Sales Tax                | 812210          | 963848          | 1210836         | 1550687         |
|           | 3. Central Sales Tax             | 82102           | 86221           | 115537          | 150198          |
|           | 4. Sales Tax on Motor Spirit and | 20              | 6               | 8               | 11              |
|           | 5. Other receipt                 | 16              | 17              | 23              | 29              |
|           | 6.Taxes on Vehicles              | 60801           | 77434           | 100664          | 135897          |
|           | 7.Taxes on Goods and passengers  | -4              | 2               | 3               | 3               |
|           | 8.Entertainment Tax              | 3819            | 4160            | 5200            | 6500            |
|           | 9.State Excise Duties            | 108294          | 144381          | 181247          | 241883          |
|           | 10.Electricity Duties            | 58752           | 66457           | 77395           | 104095          |
|           | 11. Surcharge on Cash Crops and  | 1165            | 872             | 1168            | 1518            |
|           | 12. Other Taxes and Duties       | 32896           | 35151           | 38939           | 50428           |
|           | 13.Stamps and Registration fees  | 150949          | 181422          | 226514          | 300292          |
|           | <b>Total</b>                     | <b>2443198</b>  | <b>2724787</b>  | <b>3553029</b>  | <b>4458227</b>  |
| <b>29</b> | <b>Delhi</b>                     |                 |                 |                 |                 |
|           | 1.Share in Central Taxes         | -               | -               | -               | -               |
|           | 2.State Sales Tax                | -               | -               | -               | -               |
|           | 3. Central Sales Tax             | -               | -               | -               | -               |
|           | 4. Sales Tax on Motor Spirit and | -               | -               | -               | -               |
|           | 5. Other receipt                 | -               | -               | -               | -               |
|           | 6.Taxes on Vehicles              | -               | -               | -               | -               |
|           | 7.Taxes on Goods and passengers  | -               | -               | -               | -               |
|           | 8.Entertainment Tax              | -               | -               | -               | -               |
|           | 9.State Excise Duties            | -               | -               | -               | -               |
|           | 10.Electricity Duties            | -               | -               | -               | -               |
|           | 11. Surcharge on Cash Crops and  | -               | -               | -               | -               |
|           | 12. Other Taxes and Duties       | -               | -               | -               | -               |
|           | 13.Stamps and Registration fees  | -               | -               | -               | -               |
|           | <b>Total</b>                     | <b>-</b>        | <b>-</b>        | <b>-</b>        | <b>-</b>        |
| <b>30</b> | <b>All States</b>                |                 |                 |                 |                 |
|           | 1.Share in Central Taxes         | 16105237        | 16501353        | 21514702        | 25089360        |
|           | 2.State Sales Tax                | 17871507        | 20039260        | 24661309        | 29623026        |
|           | 3. Central Sales Tax             | 1599614         | 1801930         | 2343430         | 2404132         |
|           | 4. Sales Tax on Motor Spirit and | 90878           | 100178          | 1119825         | 1301742         |
|           | 5. Other receipt                 | 245287          | 121492          | 67033           | 72150           |
|           | 6.Taxes on Vehicles              | 1644636         | 1914044         | 2280166         | 2800699         |
|           | 7.Taxes on Goods and passengers  | 854094          | 985697          | 1129639         | 1166313         |
|           | 8.Entertainment Tax              | 98125           | 111205          | 113725          | 153143          |
|           | 9.State Excise Duties            | 4098973         | 4837458         | 5764896         | 6976700         |
|           | 10.Electricity Duties            | 953026          | 1222599         | 1655048         | 1606857         |
|           | 11. Surcharge on Cash Crops and  | 25397           | 1546            | 1161            | 1460            |
|           | 12. Other Taxes and Duties       | 217825          | 271282          | 313586          | 339914          |
|           | 13.Stamps and Registration fees  | 3606635         | 3957617         | 5218865         | 6220112         |
|           | <b>Total</b>                     | <b>47411234</b> | <b>51865661</b> | <b>66183385</b> | <b>77755608</b> |

Source:- State Finance A study of Budget of  
2011-12 - A Report of Reserve Bank of India.

**Table No. 2.3 Tax Revenue of the State Governments  
(Direct Taxes in the States)**

(Rs. in Lakhs)

| Sr. | States            | 2008-09(A) | 2009-10(A) | 2010-11(RE) | 2011-12(BE) |
|-----|-------------------|------------|------------|-------------|-------------|
| 1   | 2                 | 3          | 4          | 5           | 6           |
| 1   | Andhra Pradesh    | 58486      | 71441      | 77700       | 89060       |
| 2   | Arunachal Pradesh | 490        | 446        | 550         | 605         |
| 3   | Assam             | 26927      | 34540      | 39338       | 41262       |
| 4   | Bihar             | 10174      | 12396      | 11317       | 12620       |
| 5   | Chhattisgarh      | 36717      | 16851      | 17990       | 21233       |
| 6   | Goa               | 939        | 1061       | 972         | 1215        |
| 7   | Gujarat           | 83023      | 148182     | 185458      | 219003      |
| 8   | Haryana           | 858        | 943        | 1557        | 1609        |
| 9   | Himachal Pradesh  | 2028       | 1454       | 157         | 190         |
| 10  | Jammu and Kashmir | 531        | 579        | 522         | 736         |
| 11  | Jharkhand         | 5275       | 5987       | 6585        | 9594        |
| 12  | Karnataka         | 80372      | 66379      | 70332       | 81003       |
| 13  | Kerala            | 12075      | 14674      | 25430       | 26817       |
| 14  | Madhya Pradesh    | 52102      | 39628      | 62224       | 74031       |
| 15  | Maharashtra       | 210744     | 232639     | 280375      | 319713      |
| 16  | Manipur           | 1624       | 1844       | 2602        | 3105        |
| 17  | Meghalya          | -597       | 232        | 538         | 601         |
| 18  | Mizoram           | 753        | 1069       | 1081        | 2064        |
| 19  | Nagaland          | 2046       | 2317       | 2681        | 2987        |
| 20  | Orrissa           | 46097      | 42773      | 55032       | 63000       |
| 21  | Punjab            | 1544       | 1531       | 1700        | 1900        |
| 22  | Rajasthan         | 39043      | 27984      | 41506       | 49606       |
| 23  | Sikkim            | 351        | 484        | 582         | 582         |
| 24  | Tamil Nadu        | 21953      | 12867      | 10704       | 8285        |
| 25  | Tripura           | 3174       | 3472       | 3582        | 3732        |
| 26  | Utteranchal       | 2399       | 1593       | 1973        | 2548        |
| 27  | Uttar Pradesh     | 57018      | 68408      | 83550       | 27688       |
| 28  | West Bengal       | 130898     | 130026     | 172467      | 227459      |
| 29  | Delhi             | -          | -          | -           | -           |



**Table No. 2.4 Tax Revenue of the State Governments  
(Total Indirect Taxes in the States)**

(Rs. in Lakhs)

| Sr. | States            | 2008-09(A) | 2009-10(A) | 2010-11(RE) | 2011-12(BE) |
|-----|-------------------|------------|------------|-------------|-------------|
| 1   | 2                 | 3          | 4          | 5           | 6           |
| 1   | Andhra Pradesh    | 4457494    | 4660301    | 6180617     | 7237374     |
| 2   | Arunachal Pradesh | 59340      | 64439      | 88043       | 100551      |
| 3   | Assam             | 907081     | 998084     | 1348555     | 1572608     |
| 4   | Bihar             | 2376351    | 2616829    | 3331888     | 3942309     |
| 5   | Chhattisgarh      | 1048445    | 1133548    | 1331932     | 1582245     |
| 6   | Goa               | 209960     | 217913     | 272795      | 314436      |
| 7   | Gujarat           | 2845266    | 3114934    | 3961388     | 4412887     |
| 8   | Haryana           | 1337133    | 1498454    | 1963789     | 2275591     |
| 9   | Himachal Pradesh  | 305971     | 342162     | 512045      | 609860      |
| 10  | Jammu and Kashmir | 474109     | 494880     | 654857      | 750348      |
| 11  | Jharkhand         | 1105506    | 1126387    | 1224114     | 1513738     |
| 12  | Karnataka         | 3399571    | 3727479    | 4665544     | 5342606     |
| 13  | Kerala            | 2014494    | 2187705    | 2656870     | 3255034     |
| 14  | Madhya Pradesh    | 2385962    | 2795349    | 3466181     | 3940669     |
| 15  | Maharashtra       | 5794090    | 6502803    | 8211111     | 9420701     |
| 16  | Manipur           | 73463      | 77516      | 121550      | 147677      |
| 17  | Meghalaya         | 97065      | 105434     | 131065      | 165908      |
| 18  | Mizoram           | 47043      | 49141      | 70414       | 86226       |
| 19  | Nagaland          | 55740      | 59138      | 87746       | 104956      |
| 20  | Orrissa           | 1581420    | 1707328    | 2006233     | 2310483     |
| 21  | Punjab            | 1321876    | 1416828    | 2058641     | 2405373     |
| 22  | Rajasthan         | 2355173    | 2539256    | 3185626     | 3629700     |
| 23  | Sikkim            | 55986      | 59347      | 75246       | 89398       |
| 24  | Tamil Nadu        | 4197565    | 4517420    | 6077511     | 7281523     |
| 25  | Tripura           | 109730     | 119866     | 165962      | 202976      |
| 26  | Utteranchal       | 452751     | 509313     | 676663      | 768956      |
| 27  | Uttar Pradesh     | 5899451    | 6499020    | 8103970     | 9833248     |
| 28  | West Bengal       | 2443198    | 2724787    | 3553029     | 4458227     |
| 29  | Delhi             | -          | -          | -           | -           |

**Table No. 2.5 Tax Revenue of the State Governments  
(Total Tax Revenue in the States)**

(Rs. in Lakhs)

| <b>Sr.</b> | <b>States</b>     | <b>2008-09(A)</b> | <b>2009-10(A)</b> | <b>2010-11(RE)</b> | <b>2011-12(BE)</b> |
|------------|-------------------|-------------------|-------------------|--------------------|--------------------|
| <b>1</b>   | <b>2</b>          | <b>3</b>          | <b>4</b>          | <b>5</b>           | <b>6</b>           |
| 1          | Andhra Pradesh    | 4515980           | 4731742           | 6258317            | 7326434            |
| 2          | Arunachal Pradesh | 59830             | 64885             | 88593              | 101156             |
| 3          | Assam             | 934008            | 1032624           | 1387893            | 1613870            |
| 4          | Bihar             | 2386525           | 2629225           | 3343205            | 3954929            |
| 5          | Chhattisgarh      | 1085162           | 1150399           | 1349922            | 1603478            |
| 6          | Goa               | 210899            | 218974            | 273767             | 315651             |
| 7          | Gujarat           | 2928289           | 3263116           | 4146846            | 4631890            |
| 8          | Haryana           | 1337991           | 1499397           | 1965346            | 2277200            |
| 9          | Himachal Pradesh  | 307999            | 343616            | 512202             | 610050             |
| 10         | Jammu and Kashmir | 474640            | 495459            | 655379             | 751084             |
| 11         | Jharkhand         | 1110781           | 1132374           | 1230699            | 1523332            |
| 12         | Karnataka         | 3479943           | 3793858           | 4735876            | 5423609            |
| 13         | Kerala            | 2026569           | 2202379           | 2682300            | 3281851            |
| 14         | Madhya Pradesh    | 2438064           | 2834977           | 3528405            | 4014700            |
| 15         | Maharashtra       | 6004834           | 6735442           | 8491486            | 9740414            |
| 16         | Manipur           | 75087             | 79360             | 124152             | 150782             |
| 17         | Meghalaya         | 96468             | 105666            | 131603             | 166509             |
| 18         | Mizoram           | 47796             | 50210             | 71495              | 88290              |
| 19         | Nagaland          | 57786             | 61455             | 90427              | 107943             |
| 20         | Orissa            | 1627517           | 1750101           | 2061265            | 2373483            |
| 21         | Punjab            | 1323420           | 1418359           | 2060341            | 2407273            |
| 22         | Rajasthan         | 2394216           | 2567240           | 3227132            | 3679306            |
| 23         | Sikkim            | 56337             | 59831             | 75828              | 89980              |
| 24         | Tamil Nadu        | 4219518           | 4530287           | 6088215            | 7289808            |
| 25         | Tripura           | 112904            | 123338            | 169544             | 206708             |
| 26         | Uttaranchal       | 455150            | 510906            | 678636             | 771504             |
| 27         | Uttar Pradesh     | 5956469           | 6567428           | 8187520            | 9860936            |
| 28         | West Bengal       | 2574096           | 2854813           | 3725496            | 4685686            |
| 29         | Delhi             | -                 | -                 | -                  | -                  |

Table No. 2.6 Per Capita Direct Taxes in the State

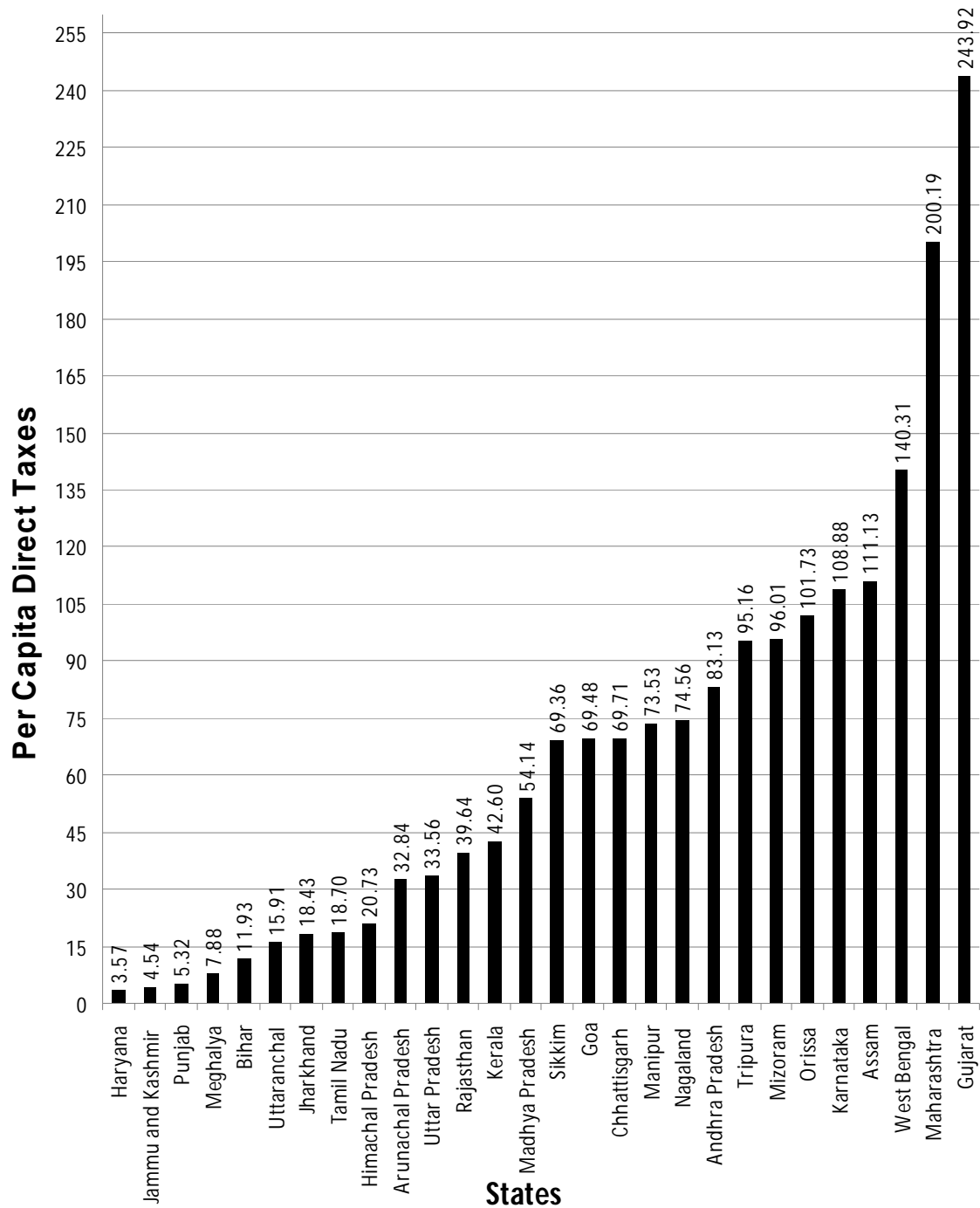
(Rs.)

| Sr. | States            | 2008-09(A) | 2009-10(A) | 2010-11(RE) | 2011-12(BE) |
|-----|-------------------|------------|------------|-------------|-------------|
| 1   | 2                 | 3          | 4          | 5           | 6           |
| 1   | Andhra Pradesh    | 68.96      | 83.13      | 91.77       | 104.09      |
| 2   | Arunachal Pradesh | 36.93      | 32.84      | 39.78       | 42.76       |
| 3   | Assam             | 88.12      | 111.13     | 126.21      | 130.32      |
| 4   | Bihar             | 10.04      | 11.93      | 10.90       | 11.89       |
| 5   | Chhattisgarh      | 154.40     | 69.71      | 70.44       | 81.46       |
| 6   | Goa               | 62.34      | 69.48      | 66.68       | 82.69       |
| 7   | Gujarat           | 139.43     | 243.92     | 307.13      | 356.38      |
| 8   | Haryana           | 3.33       | 3.57       | 6.14        | 6.23        |
| 9   | Himachal Pradesh  | 29.38      | 20.73      | 2.29        | 2.74        |
| 10  | Jammu and Kashmir | 4.27       | 4.54       | 4.16        | 5.74        |
| 11  | Jharkhand         | 16.58      | 18.43      | 19.97       | 28.52       |
| 12  | Karnataka         | 133.93     | 108.88     | 115.05      | 130.59      |
| 13  | Kerala            | 35.36      | 42.60      | 76.16       | 79.94       |
| 14  | Madhya Pradesh    | 72.71      | 54.14      | 85.71       | 100.10      |
| 15  | Maharashtra       | 185.03     | 200.19     | 249.50      | 280.34      |
| 16  | Manipur           | 65.81      | 73.53      | 95.60       | 112.15      |
| 17  | Meghalaya         | -20.83     | 7.88       | 18.16       | 19.78       |
| 18  | Mizoram           | 69.34      | 96.01      | 99.08       | 185.34      |
| 19  | Nagaland          | 69.17      | 74.56      | 135.36      | 150.89      |
| 20  | Orissa            | 111.25     | 101.73     | 131.19      | 148.24      |
| 21  | Punjab            | 5.47       | 5.32       | 6.14        | 6.77        |
| 22  | Rajasthan         | 56.68      | 39.64      | 60.48       | 70.90       |
| 23  | Sikkim            | 51.74      | 69.36      | 95.77       | 94.11       |
| 24  | Tamil Nadu        | 32.26      | 18.70      | 14.84       | 11.32       |
| 25  | Tripura           | 88.26      | 95.16      | 97.57       | 100.27      |
| 26  | Uttaranchal       | 24.41      | 15.91      | 19.50       | 24.75       |
| 27  | Uttar Pradesh     | 28.61      | 33.56      | 41.86       | 13.62       |
| 28  | West Bengal       | 143.53     | 140.31     | 188.80      | 245.79      |

# Per Capita Direct Taxes in the States

(2009-10) Accounts

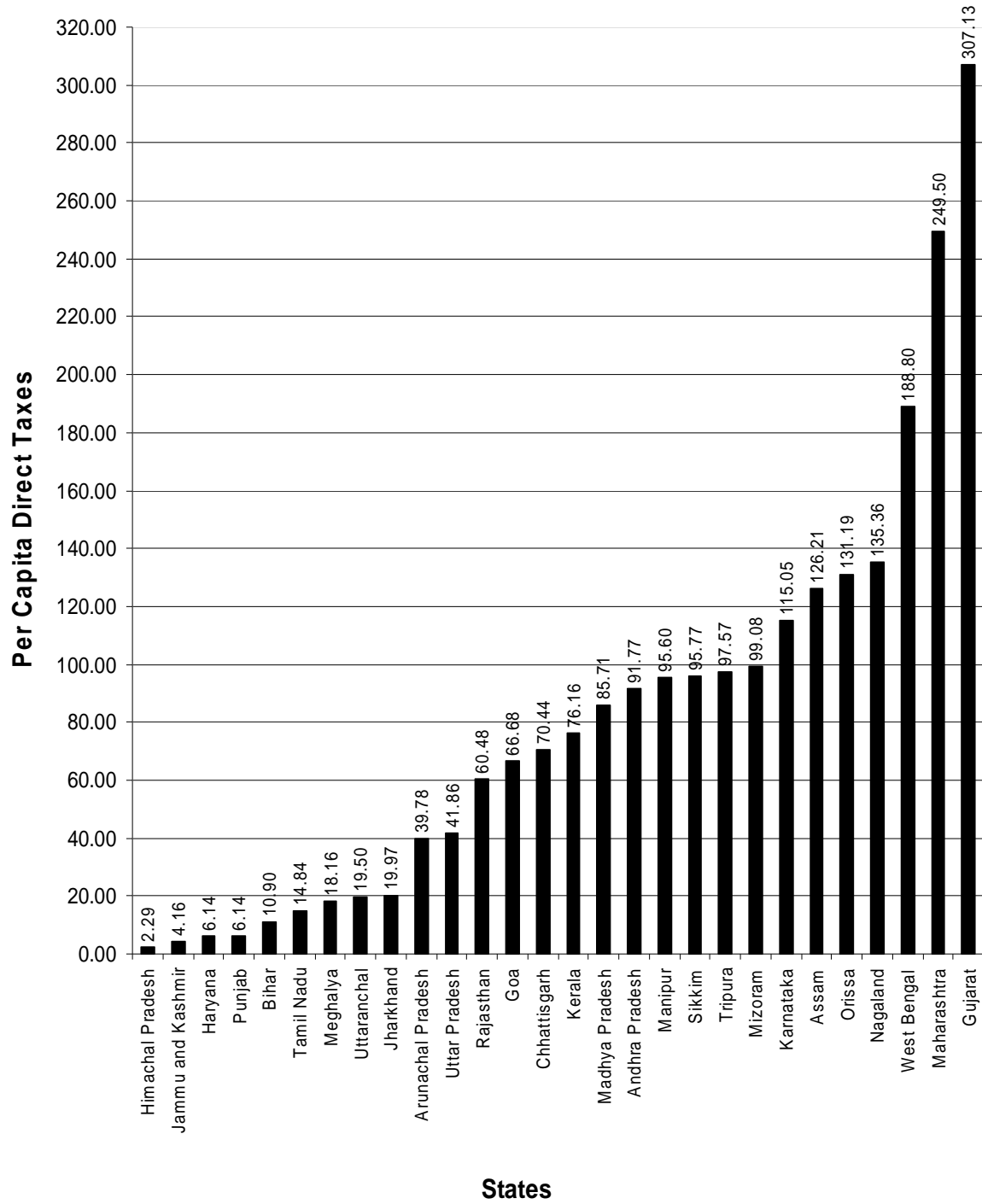
In Rs.



# Per Capita Direct Taxes in the States

(2010-11) Revised Estimates

In Rs.



## Per Capita Direct Taxes in the states

(2011-12) Budget Estimates

In Rs.

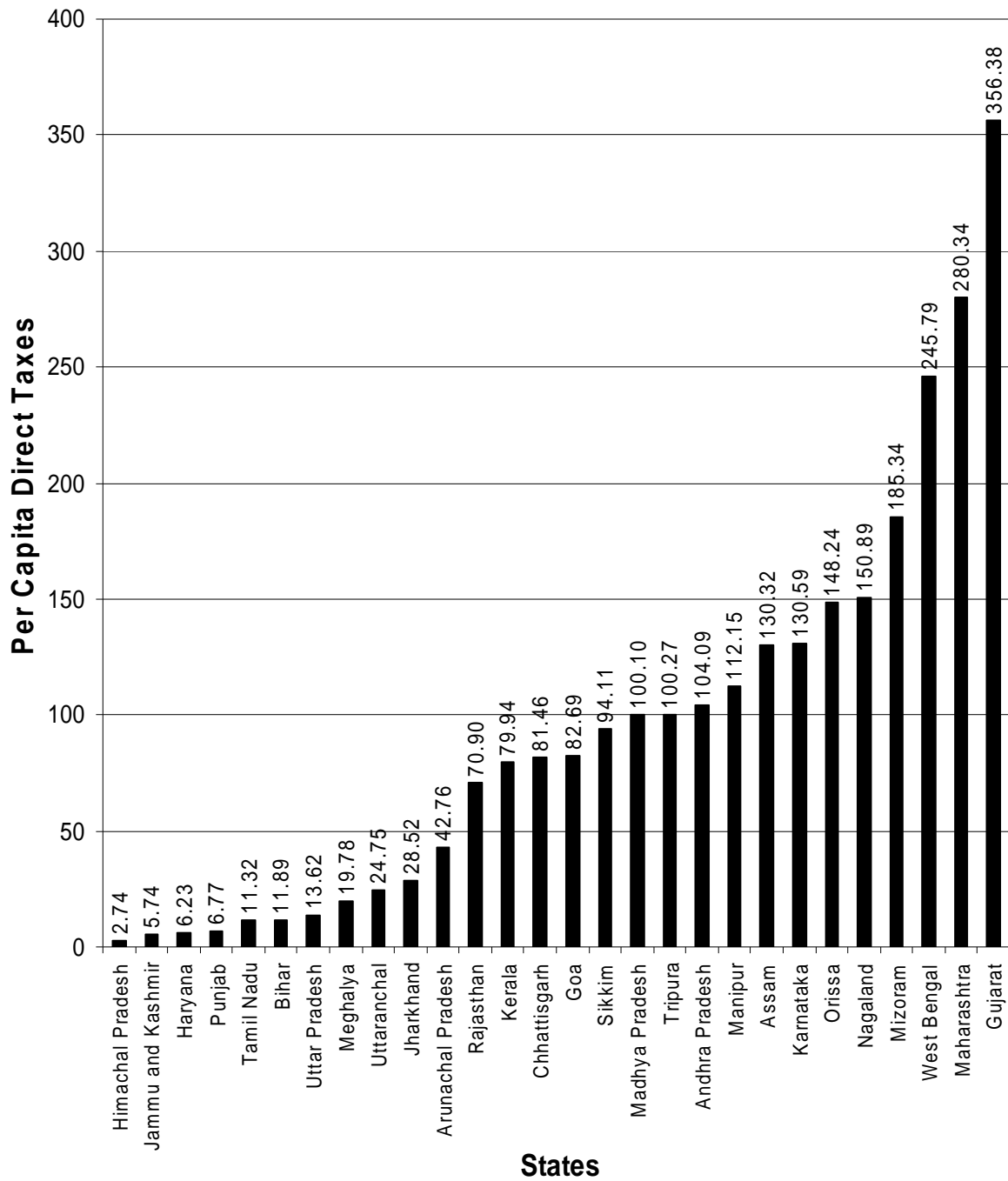
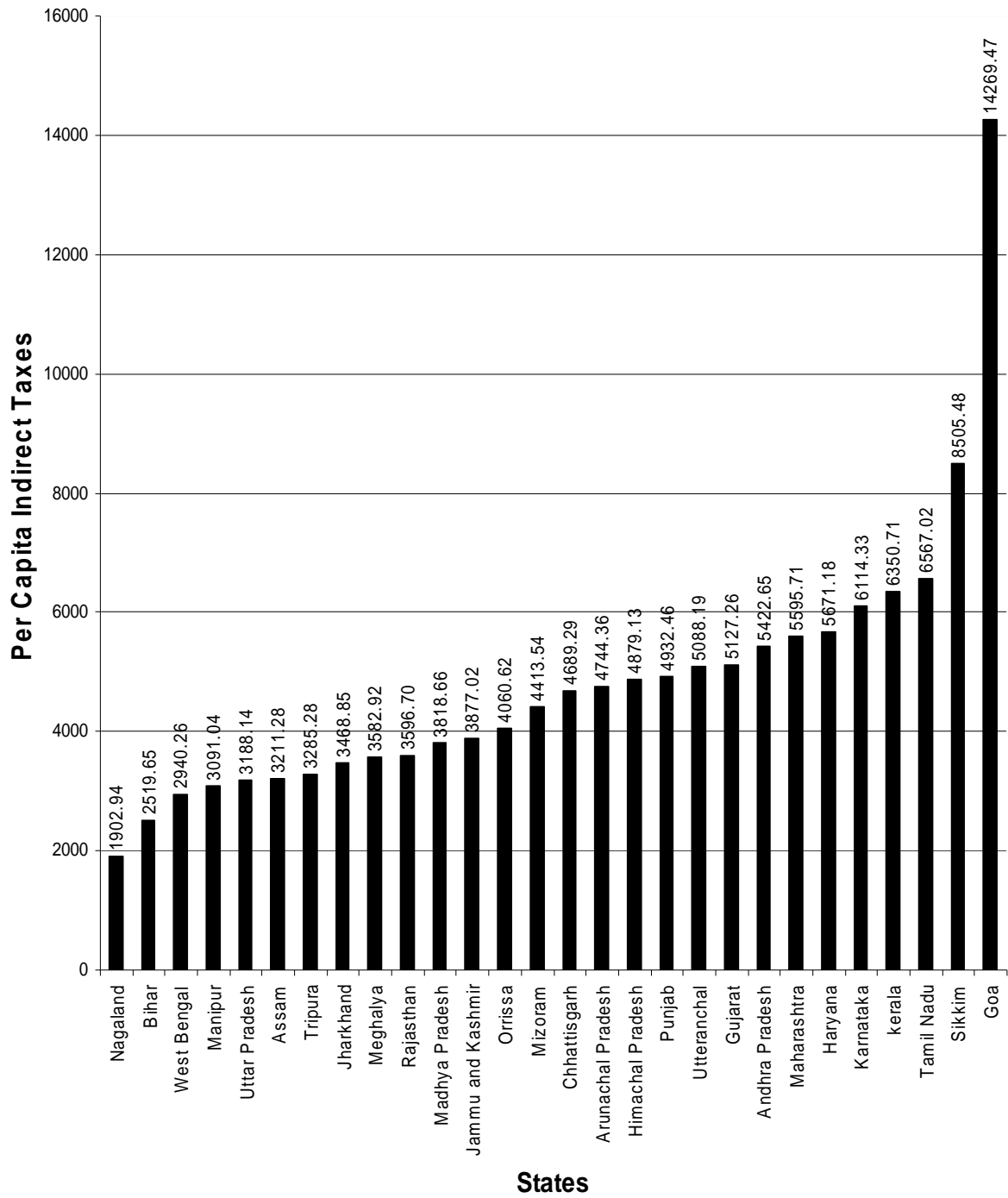


Table No. 2.7 Per Capita Indirect Taxes in the State

(Rs.)

| Sr. | States            | 2008-09(A) | 2009-10(A) | 2010-11(RE) | 2011-12(BE) |
|-----|-------------------|------------|------------|-------------|-------------|
| 1   | 2                 | 3          | 4          | 5           | 6           |
| 1   | Andhra Pradesh    | 5255.71    | 5422.65    | 7300.04     | 8458.53     |
| 2   | Arunachal Pradesh | 4472.92    | 4744.36    | 6367.88     | 7106.95     |
| 3   | Assam             | 2168.38    | 3211.28    | 4326.55     | 4966.90     |
| 4   | Bihar             | 2345.67    | 2519.65    | 3209.77     | 3713.88     |
| 5   | Chhattisgarh      | 4408.97    | 4689.29    | 5215.04     | 6070.07     |
| 6   | Goa               | 13939.42   | 14269.47   | 18713.77    | 21401.28    |
| 7   | Gujarat           | 4778.22    | 5127.26    | 6560.37     | 7180.98     |
| 8   | Haryana           | 5186.90    | 5671.18    | 7745.76     | 8814.30     |
| 9   | Himachal Pradesh  | 4432.46    | 4879.13    | 7468.01     | 8788.27     |
| 10  | Jammu and Kashmir | 3809.93    | 3877.02    | 5218.43     | 5853.53     |
| 11  | Jharkhand         | 3475.45    | 3468.85    | 3713.23     | 4499.98     |
| 12  | Karnataka         | 5664.99    | 6114.33    | 7632.08     | 8613.03     |
| 13  | kerala            | 5898.58    | 6350.71    | 7957.64     | 9702.63     |
| 14  | Madhya Pradesh    | 3329.72    | 3818.66    | 4774.51     | 5328.46     |
| 15  | Maharashtra       | 5087.10    | 5595.71    | 7307.02     | 8260.34     |
| 16  | Manipur           | 2977.04    | 3091.04    | 4465.87     | 5334.05     |
| 17  | Meghalya          | 3386.62    | 3582.92    | 4421.88     | 5461.44     |
| 18  | Mizoram           | 4331.85    | 4413.54    | 6454.00     | 7743.01     |
| 19  | Nagaland          | 1884.45    | 1902.94    | 4430.27     | 5301.84     |
| 20  | Orrissa           | 3816.79    | 4060.62    | 4782.74     | 5436.29     |
| 21  | Punjab            | 4686.97    | 4932.46    | 7430.78     | 8570.92     |
| 22  | Rajasthan         | 3419.13    | 3596.70    | 4642.35     | 5187.81     |
| 23  | Sikkim            | 8253.18    | 8505.48    | 12382.34    | 14455.31    |
| 24  | Tamil Nadu        | 6167.74    | 6567.02    | 8424.73     | 9948.50     |
| 25  | Tripura           | 3051.38    | 3285.28    | 4520.85     | 5453.32     |
| 26  | Utteranchal       | 4606.15    | 5088.19    | 6688.54     | 7468.62     |
| 27  | Uttar Pradesh     | 2960.06    | 3188.14    | 4060.48     | 4837.44     |
| 28  | West Bengal       | 2678.87    | 2940.26    | 3889.57     | 4817.39     |

## Per Capita Indirect Taxes in the States (2009-10)Accounts In Rs.

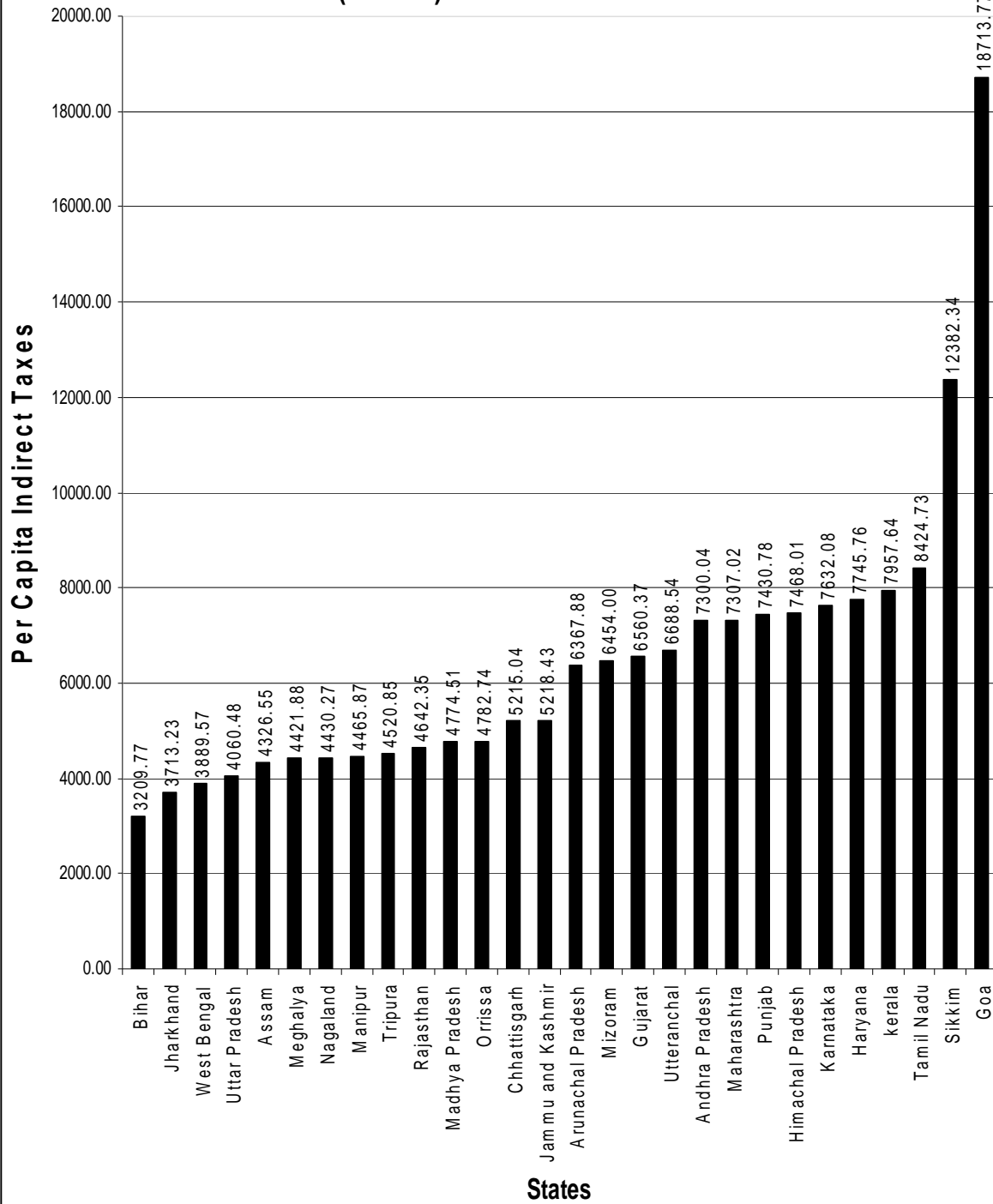




# Per Capita Indirect Taxes in the States

(2010-11) Revised Estimate

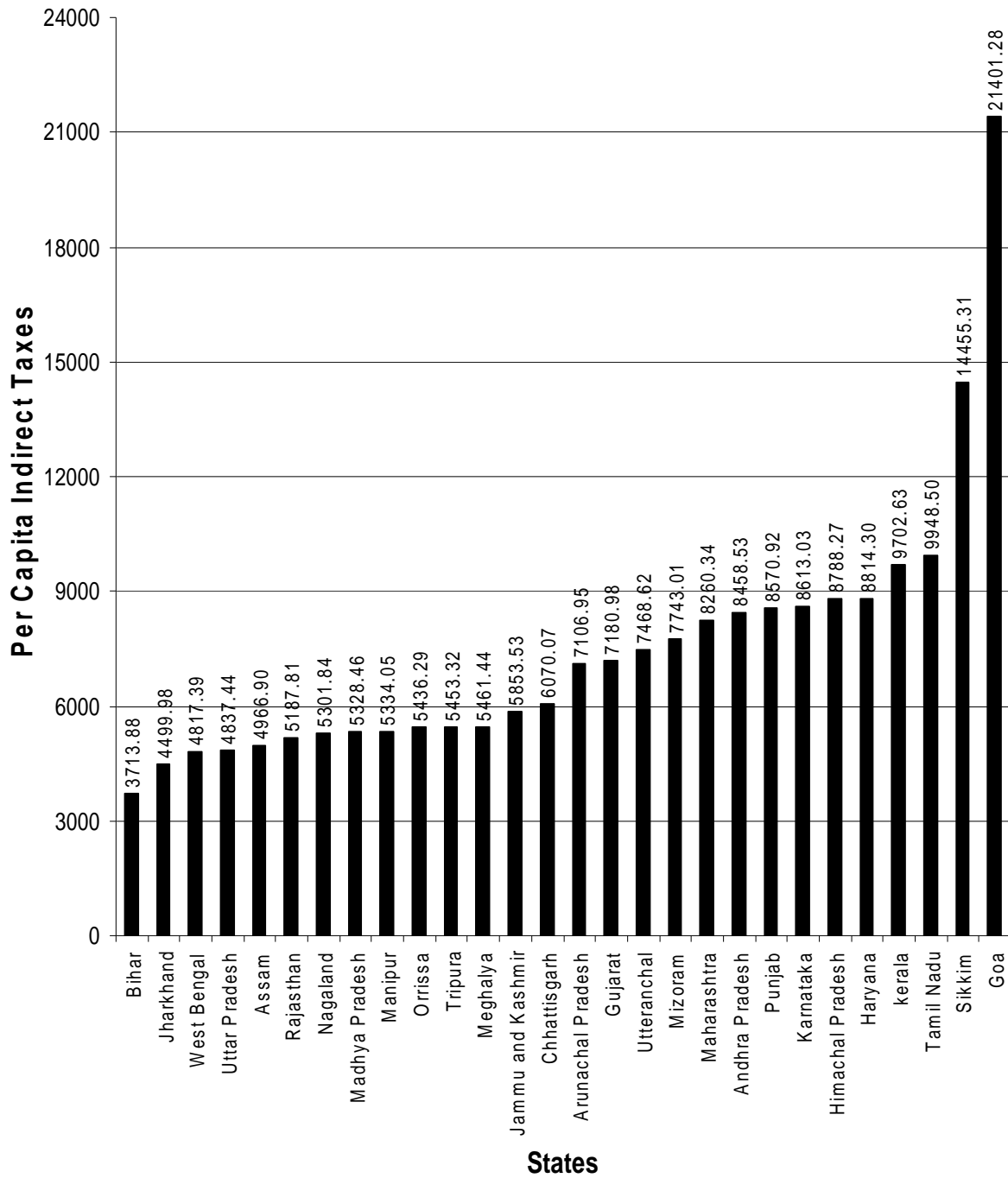
In Rs.



# Per Capita Indirect Taxes in the States

(2011-12) Budget Estimate

In Rs.



**Table No. 2.8 Per Capita Total Taxes in the State**

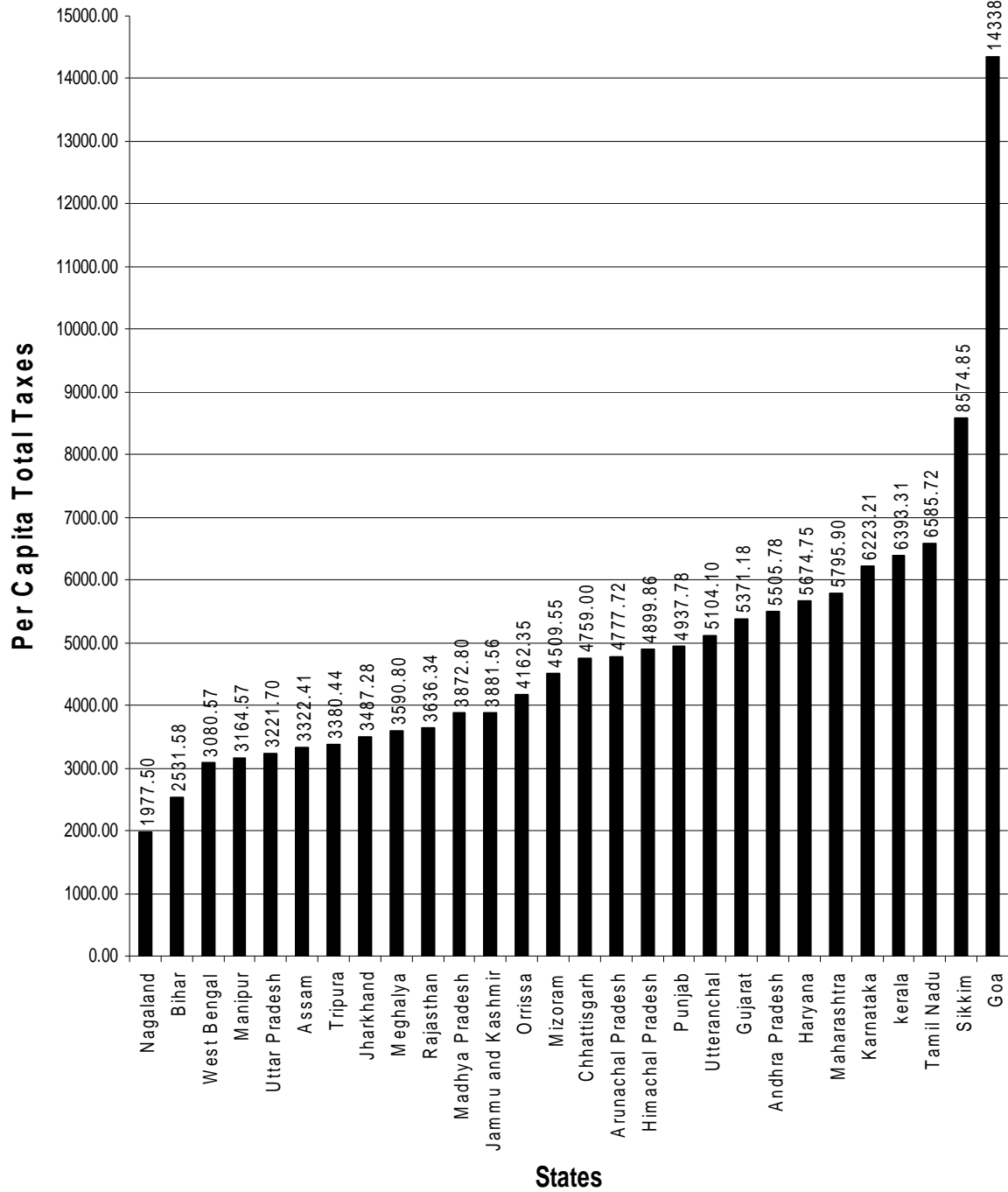
(Rs.)

| <b>Sr.</b> | <b>States</b>     | <b>2008-09(A)</b> | <b>2009-10(A)</b> | <b>2010-11(RE)</b> | <b>2011-12(BE)</b> |
|------------|-------------------|-------------------|-------------------|--------------------|--------------------|
| <b>1</b>   | <b>2</b>          | <b>3</b>          | <b>4</b>          | <b>5</b>           | <b>6</b>           |
| 1          | Andhra Pradesh    | 5324.75           | 5505.78           | 7391.81            | 8562.62            |
| 2          | Arunachal Pradesh | 4509.85           | 4777.72           | 6407.66            | 7149.71            |
| 3          | Assam             | 3056.50           | 3322.41           | 4452.76            | 5097.22            |
| 4          | Bihar             | 2355.71           | 2531.58           | 3220.67            | 3725.77            |
| 5          | Chhattisgarh      | 4563.37           | 4759.00           | 5285.48            | 6151.53            |
| 6          | Goa               | 14001.76          | 14338.95          | 18780.45           | 21483.97           |
| 7          | Gujarat           | 4917.65           | 5371.18           | 6867.50            | 7537.36            |
| 8          | Haryana           | 5190.23           | 5674.75           | 7751.90            | 8820.53            |
| 9          | Himachal Pradesh  | 4461.84           | 4899.86           | 7470.30            | 8791.01            |
| 10         | Jammu and Kashmir | 3814.20           | 3881.56           | 5222.59            | 5859.27            |
| 11         | Jharkhand         | 3492.03           | 3487.28           | 3733.20            | 4528.50            |
| 12         | Karnataka         | 5798.92           | 6223.21           | 7747.13            | 8743.62            |
| 13         | kerala            | 5933.94           | 6393.31           | 8033.80            | 9782.57            |
| 14         | Madhya Pradesh    | 3402.43           | 3872.80           | 4860.22            | 5728.56            |
| 15         | Maharashtra       | 5272.13           | 5795.90           | 7556.52            | 8540.68            |
| 16         | Manipur           | 3042.85           | 3164.57           | 4561.47            | 5446.20            |
| 17         | Meghalaya         | 3365.79           | 3590.80           | 4440.04            | 5481.22            |
| 18         | Mizoram           | 4401.19           | 4509.55           | 6553.08            | 7928.35            |
| 19         | Nagaland          | 1953.62           | 1977.50           | 4565.63            | 5452.73            |
| 20         | Orrissa           | 3928.04           | 4162.35           | 4913.96            | 5584.53            |
| 21         | Punjab            | 4692.44           | 4937.78           | 7436.92            | 8577.69            |
| 22         | Rajasthan         | 3475.81           | 3636.34           | 4702.83            | 5258.71            |
| 23         | Sikkim            | 8304.92           | 8574.85           | 12478.11           | 14549.42           |
| 24         | Tamil Nadu        | 6200.00           | 6585.72           | 8439.57            | 9959.82            |
| 25         | Tripura           | 3139.64           | 3380.44           | 4618.43            | 5553.59            |
| 26         | Utteranchal       | 4630.56           | 5104.10           | 6708.04            | 7493.37            |
| 27         | Uttar Pradesh     | 2988.67           | 3221.70           | 4102.34            | 4851.06            |
| 28         | West Bengal       | 2822.40           | 3080.57           | 4078.37            | 5063.18            |

# Per Capita Total Taxes in the States

(2009-10)Accounts

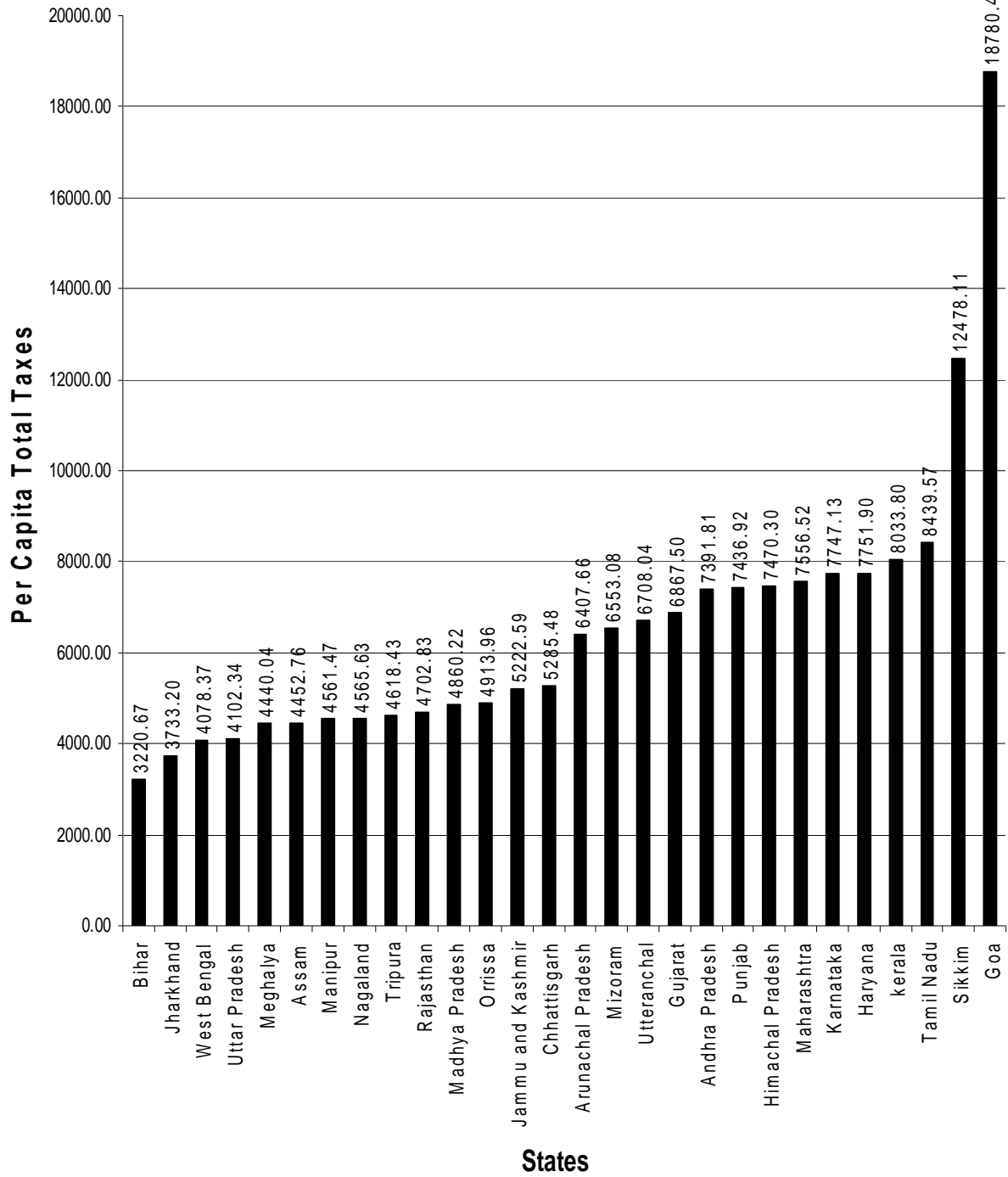
In Rs.



# Per Capita Total Taxes in the States

(2010-11) Revised Estimate

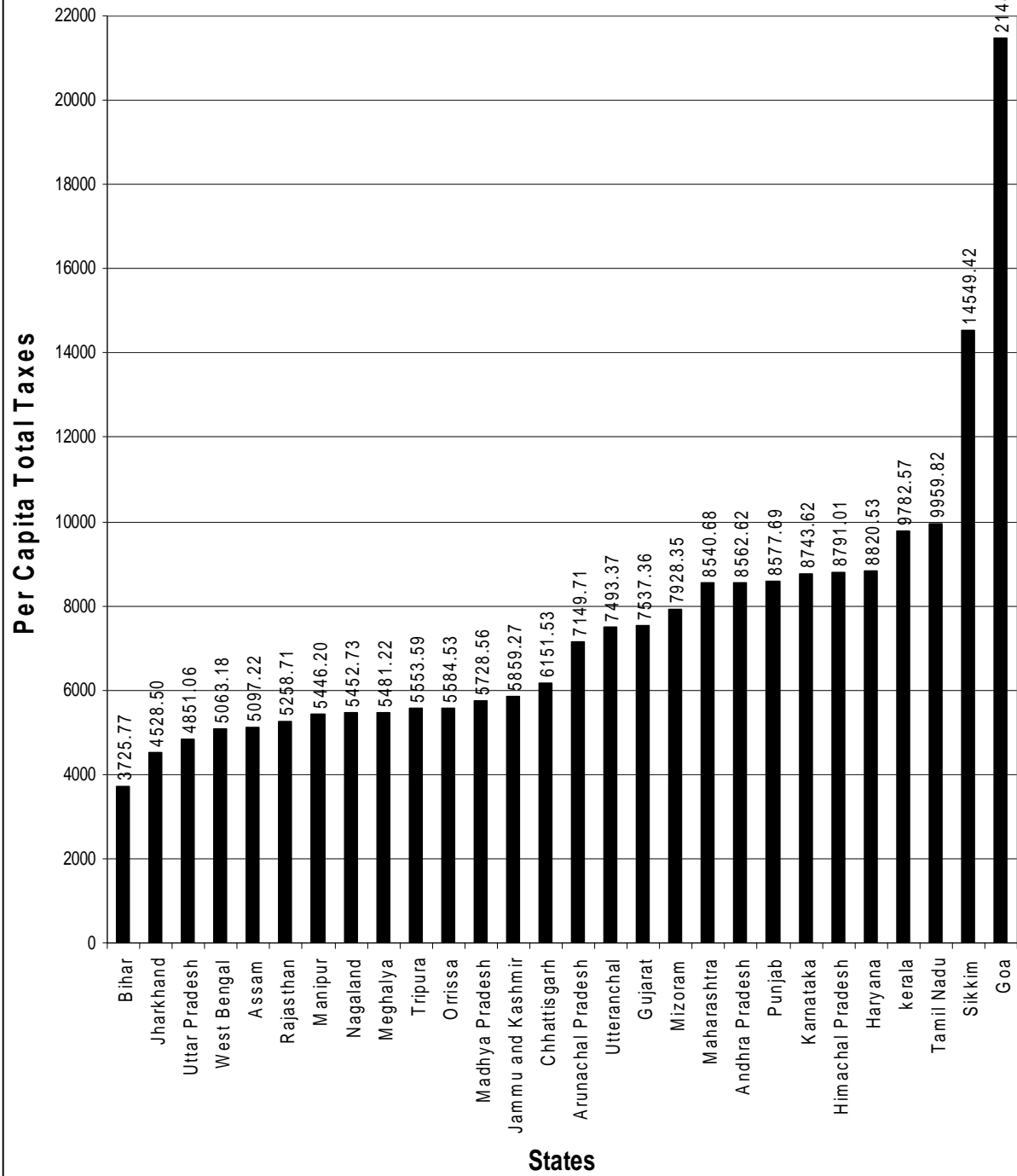
In Rs.



# Per Capita Total Taxes in the States

(2011-12) Budget Estimate

In Rs.



**TAX REVENUE OF STATE GOVERNMENTS**  
**Table No.2.9 Share of Tax Revenue to total Revenue in States**

(Rs. in lakhs)

| SN | States            | Total Revenue 2008-09 (A) | Total Tax Revenue 2008-09 (A) | % of col. 4/3 | Total Revenue 2009-10 (A) | Total Tax Revenue 2009-10 (A) | % of col. 7/6 | Total Revenue 2010-11 (RE) | Total Tax Revenue 2010-11 (RE) | % of Col. 10/9 | Total Revenue 2011-12 (BE) | Total Tax Revenue 2011-12 (BE) | % of Col. 13/12 |
|----|-------------------|---------------------------|-------------------------------|---------------|---------------------------|-------------------------------|---------------|----------------------------|--------------------------------|----------------|----------------------------|--------------------------------|-----------------|
| 1  | 2                 | 3                         | 4                             | 5             | 6                         | 7                             | 8             | 9                          | 10                             | 11             | 12                         | 13                             | 14              |
| 1  | Andhra Pradesh    | 6285845                   | 4515980                       | 71.84         | 6467835                   | 4731742                       | 73.16         | 8743188                    | 6258317                        | 71.52          | 10099527                   | 7326434                        | 72.54           |
| 2  | Arunachal Pradesh | 385596                    | 59830                         | 15.52         | 429486                    | 64885                         | 15.11         | 671693                     | 88593                          | 13.19          | 594086                     | 101156                         | 17.03           |
| 3  | Assam             | 1807703                   | 934008                        | 51.67         | 1988449                   | 1032624                       | 16.41         | 2798941                    | 1387893                        | 49.59          | 3273085                    | 1613870                        | 49.31           |
| 4  | Bihar             | 3298068                   | 2386525                       | 72.36         | 3552683                   | 2629225                       | 74.01         | 4634377                    | 3343205                        | 72.14          | 5620586                    | 3954929                        | 70.36           |
| 5  | Chhattisgarh      | 1566276                   | 1085162                       | 69.28         | 1815366                   | 1150399                       | 63.37         | 2245374                    | 1349922                        | 60.12          | 2580991                    | 1603478                        | 62.13           |
| 6  | Goa               | 352827                    | 210899                        | 59.77         | 410028                    | 218974                        | 53.40         | 537025                     | 273767                         | 50.98          | 586915                     | 315651                         | 53.78           |
| 7  | Gujarat           | 3867571                   | 2928289                       | 75.71         | 4167236                   | 3263116                       | 78.30         | 5245364                    | 4146846                        | 79.06          | 5988575                    | 4631890                        | 77.34           |
| 8  | Haryana           | 1845230                   | 1337991                       | 72.51         | 2099267                   | 1499397                       | 71.42         | 2759674                    | 1965346                        | 71.22          | 3201818                    | 2277200                        | 71.12           |
| 9  | Himachal Pradesh  | 930799                    | 307999                        | 33.09         | 1034636                   | 343616                        | 33.21         | 1235683                    | 512202                         | 41.45          | 1409351                    | 610050                         | 43.86           |
| 10 | Jammu and Kashmir | 1581097                   | 474640                        | 30.02         | 1955280                   | 495459                        | 25.34         | 2376107                    | 655379                         | 27.58          | 2669984                    | 751084                         | 28.13           |
| 11 | Jharkhand         | 1610709                   | 1110781                       | 68.96         | 1984077                   | 1132374                       | 57.08         | 2010174                    | 1230699                        | 61.22          | 2774616                    | 1523332                        | 54.90           |
| 12 | Karnataka         | 4329067                   | 3479943                       | 80.38         | 4915570                   | 3793858                       | 77.18         | 5778458                    | 4735876                        | 81.96          | 6631327                    | 5423609                        | 81.79           |
| 13 | kerala            | 2451217                   | 2026569                       | 80.68         | 2610940                   | 2202379                       | 84.35         | 3212701                    | 2682300                        | 83.49          | 3942750                    | 3281851                        | 83.24           |
| 14 | Madhya Pradesh    | 3357720                   | 2438064                       | 72.61         | 4139470                   | 2834977                       | 68.49         | 5251456                    | 3528405                        | 67.19          | 5778998                    | 4014700                        | 69.47           |

**TAX REVENUE OF STATE GOVERNMENTS**  
**Table No.2.9 Share of Tax Revenue to total Revenue in States**

(Rs. in lakhs)

| SN | States        | Total Revenue<br>2008-09 (A) | Total Tax<br>Revenue<br>2008-09 (A) | % of<br>col.<br>4/3 | Total<br>Revenue<br>2009-10 (A) | Total Tax<br>Revenue<br>2009-10 (A) | %of<br>col.<br>7/6 | Total<br>Revenue<br>2010-11 (RE) | Total Tax<br>Revenue<br>2010-11 (RE) | % of<br>Col.<br>10/9 | Total<br>Revenue<br>2011-12 (BE) | Total Tax<br>Revenue<br>2011-12 (BE) | % of<br>Col.<br>13/12 |
|----|---------------|------------------------------|-------------------------------------|---------------------|---------------------------------|-------------------------------------|--------------------|----------------------------------|--------------------------------------|----------------------|----------------------------------|--------------------------------------|-----------------------|
| 1  | 2             | 3                            | 4                                   | 5                   | 6                               | 7                                   | 8                  | 9                                | 10                                   | 11                   | 12                               | 13                                   | 14                    |
| 15 | Maharashtra   | 8127068                      | 6004834                             | 73.89               | 8691027                         | 6735442                             | 77.50              | 10715922                         | 8491486                              | 79.24                | 12150392                         | 9740414                              | 80.16                 |
| 16 | Manipur       | 387261                       | 75087                               | 19.39               | 387312                          | 79360                               | 20.49              | 554434                           | 124152                               | 22.39                | 588232                           | 150782                               | 25.63                 |
| 17 | Meghalya      | 281065                       | 96468                               | 34.32               | 344734                          | 105666                              | 30.65              | 439381                           | 131603                               | 29.95                | 560216                           | 166509                               | 29.72                 |
| 18 | Mizoram       | 265313                       | 47796                               | 18.02               | 296351                          | 50210                               | 16.94              | 371632                           | 71495                                | 19.24                | 374830                           | 88290                                | 23.55                 |
| 19 | Nagaland      | 340089                       | 57786                               | 16.99               | 371976                          | 61455                               | 16.52              | 529082                           | 90427                                | 17.09                | 561161                           | 107943                               | 19.23                 |
| 20 | Orissa        | 2461001                      | 1627517                             | 66.13               | 2643020                         | 1750101                             | 66.21              | 3254356                          | 2061265                              | 63.34                | 3638335                          | 2373483                              | 65.23                 |
| 21 | Punjab        | 2071279                      | 1323420                             | 63.89               | 2215658                         | 1418359                             | 64.01              | 3047511                          | 2060341                              | 67.61                | 3152676                          | 2407273                              | 76.36                 |
| 22 | Rajasthan     | 3346880                      | 2394216                             | 71.53               | 3538501                         | 2567240                             | 72.55              | 4598897                          | 3227132                              | 70.17                | 5228736                          | 3679306                              | 70.37                 |
| 23 | Sikkim        | 267124                       | 56337                               | 21.09               | 325439                          | 59831                               | 18.38              | 357999                           | 75828                                | 21.18                | 418600                           | 89980                                | 21.49                 |
| 24 | Tamil Nadu    | 5504252                      | 4219518                             | 76.66               | 5584414                         | 4530287                             | 81.12              | 7241381                          | 6088215                              | 84.07                | 8568513                          | 7289808                              | 85.08                 |
| 25 | Tripura       | 407678                       | 112904                              | 27.69               | 562001                          | 123338                              | 21.95              | 538652                           | 169544                               | 31.47                | 598936                           | 206708                               | 34.51                 |
| 26 | Uttaranchal   | 863489                       | 455150                              | 52.71               | 948613                          | 510906                              | 53.86              | 1334060                          | 678636                               | 50.87                | 1463499                          | 771504                               | 52.72                 |
| 27 | Uttar Pradesh | 7783073                      | 5956469                             | 76.53               | 9642094                         | 6567428                             | 68.11              | 11311829                         | 8187520                              | 72.38                | 13142870                         | 9860936                              | 75.03                 |
| 28 | West Bengal   | 3690440                      | 2574096                             | 69.75               | 3692165                         | 2854813                             | 79.32              | 5011605                          | 3725496                              | 74.34                | 6584790                          | 4685686                              | 71.16                 |



**TAX REVENUE OF STATE GOVERNMENTS**  
**Table No.2.10 Share of Non Tax Revenue to total Revenue in States**

(Rs. in Lakkhs)

| SN | States            | Total Revenue<br>2008-09 (A) | Total Non Tax<br>Revenue<br>2008-09 (A) | % of<br>col.<br>4/3 | Total Revenue<br>2009-10 (A) | Total<br>NonTax<br>Revenue<br>2009-10 (A) | %of<br>col.<br>7/6 | Total Revenue<br>2010-11 (RE) | Total NonTax<br>Revenue<br>2010-11 (RE) | % of<br>Col.<br>10/9 | Total Revenue<br>2011-12 (BE) | Total NonTax<br>Revenue<br>2011-12 (BE) | % of<br>Col.<br>13/12 |
|----|-------------------|------------------------------|---|---------------------|------------------------------|---|--------------------|-------------------------------|---|----------------------|-------------------------------|---|-----------------------|
| 1  | 2                 | 3                            | 4                                       | 5                   | 6                            | 7   | 8                  | 9                             | 10                                      | 11                   | 12                            | 13                                      | 14                    |
| 1  | Andhra Pradesh    | 6285845                      | 1769866                                 | 28.16               | 6467835                      | 1736092                                   | 26.84              | 8743188                       | 2484871                                 | 28.41                | 10099527                      | 2773093                                 | 27.46                 |
| 2  | Arunachal Pradesh | 385596                       | 325765                                  | 84.48               | 429486                       | 364602                                    | 84.89              | 671693                        | 583100                                  | 86.81                | 594086                        | 492930                                  | 82.97                 |
| 3  | Assam             | 1807703                      | 873693                                  | 48.33               | 1988449                      | 955824                                    | 48.07              | 2798941                       | 1411049                                 | 50.41                | 3273085                       | 1659215                                 | 50.69                 |
| 4  | Bihar             | 3298068                      | 911544                                  | 27.39               | 3552683                      | 923458                                    | 25.99              | 4634377                       | 1291172                                 | 27.86                | 5620586                       | 1665657                                 | 29.63                 |
| 5  | Chhattisgarh      | 1566276                      | 481113                                  | 30.72               | 1815366                      | 664974                                    | 36.63              | 2245374                       | 895452                                  | 39.88                | 2580991                       | 977511                                  | 37.87                 |
| 6  | Goa               | 352827                       | 141928                                  | 40.22               | 410028                       | 191051                                    | 46.59              | 537025                        | 263259                                  | 49.02                | 586915                        | 271264                                  | 46.22                 |
| 7  | Gujarat           | 3867571                      | 939282                                  | 24.29               | 4167236                      | 904120                                    | 21.69              | 5245364                       | 1098519                                 | 26.94                | 5988575                       | 1356685                                 | 22.65                 |
| 8  | Haryana           | 1845230                      | 507240                                  | 27.49               | 2099267                      | 599869                                    | 28.57              | 2759674                       | 794328                                  | 28.78                | 3201818                       | 924618                                  | 28.88                 |
| 9  | Himachal Pradesh  | 930799                       | 622801                                  | 68.91               | 1034636                      | 691021                                    | 66.79              | 1235683                       | 723480                                  | 58.55                | 1409351                       | 799301                                  | 56.71                 |
| 10 | Jammu and Kashmir | 1581097                      | 1106460                                 | 69.98               | 1955280                      | 1459820                                   | 74.66              | 2376107                       | 1720728                                 | 72.42                | 2669984                       | 1918900                                 | 71.87                 |
| 11 | Jharkhand         | 1610709                      | 499928                                  | 31.04               | 1984077                      | 851703                                    | 42.93              | 2010174                       | 779475                                  | 38.78                | 2774616                       | 1251283                                 | 45.10                 |
| 12 | Karnataka         | 4329067                      | 849123                                  | 19.61               | 4915570                      | 1121713                                   | 22.82              | 5778458                       | 1042582                                 | 18.04                | 6631327                       | 1207718                                 | 18.21                 |
| 13 | kerala            | 2451217                      | 424647                                  | 17.32               | 2610940                      | 408560                                    | 15.65              | 3212701                       | 530400                                  | 16.51                | 3942750                       | 660904                                  | 16.76                 |
| 14 | Madhya Pradesh    | 3357720                      | 919657                                  | 27.39               | 4139470                      | 1304491                                   | 31.51              | 5251456                       | 1723051                                 | 32.81                | 5778998                       | 1764298                                 | 30.53                 |

**TAX REVENUE OF STATE GOVERNMENTS**  
**Table No.2.10 Share of Non Tax Revenue to total Revenue in States**

(Rs. in Lakkhs)

| SN | States        | Total Revenue<br>2008-09 (A) | Total Non Tax<br>Revenue<br>2008-09 (A) | % of<br>col.<br>4/3 | Total Revenue<br>2009-10 (A) | Total<br>NonTax<br>Revenue<br>2009-10 (A) | %of<br>col.<br>7/6 | Total Revenue<br>2010-11 (RE) | Total NonTax<br>Revenue<br>2010-11 (RE) | % of<br>Col.<br>10/9 | Total Revenue<br>2011-12 (BE) | Total NonTax<br>Revenue<br>2011-12 (BE) | % of<br>Col.<br>13/12 |
|----|---------------|------------------------------|---|---------------------|------------------------------|---|--------------------|-------------------------------|---|----------------------|-------------------------------|---|-----------------------|
| 1  | 2             | 3                            | 4                                       | 5                   | 6                            | 7   | 8                  | 9                             | 10                                      | 11                   | 12                            | 13                                      | 14                    |
| 15 | Maharashtra   | 8127068                      | 2122234                                 | 26.11               | 8691027                      | 1955584                                   | 22.50              | 10715922                      | 2224434                                 | 20.76                | 12150392                      | 2409980                                 | 19.83                 |
| 16 | Manipur       | 387261                       | 312174                                  | 80.61               | 387312                       | 307953                                    | 99.51              | 554434                        | 430282                                  | 77.61                | 588232                        | 437450                                  | 74.37                 |
| 17 | Meghalya      | 281065                       | 184598                                  | 65.68               | 344734                       | 239067                                    | 69.35              | 439381                        | 307779                                  | 70.05                | 560216                        | 393709                                  | 70.28                 |
| 18 | Mizoram       | 265313                       | 217512                                  | 81.98               | 296351                       | 246140                                    | 83.06              | 371632                        | 300139                                  | 80.76                | 374830                        | 286540                                  | 76.44                 |
| 19 | Nagaland      | 340089                       | 282302                                  | 83.01               | 371976                       | 310522                                    | 83.48              | 529082                        | 438657                                  | 80.91                | 561161                        | 453215                                  | 80.76                 |
| 20 | orissa        | 2461001                      | 833485                                  | 33.87               | 2643020                      | 892921                                    | 33.76              | 3254356                       | 1193090                                 | 36.66                | 3638335                       | 1264852                                 | 34.76                 |
| 21 | Punjab        | 2071279                      | 747860                                  | 36.11               | 2215658                      | 797300                                    | 35.98              | 3047511                       | 987170                                  | 32.39                | 3152676                       | 745403                                  | 23.64                 |
| 22 | Rajasthan     | 3346880                      | 952663                                  | 28.46               | 3538501                      | 971260                                    | 27.45              | 4598897                       | 1371765                                 | 29.83                | 5228736                       | 1549430                                 | 29.63                 |
| 23 | Sikkim        | 267124                       | 210786                                  | 78.91               | 325439                       | 265606                                    | 81.61              | 357999                        | 282171                                  | 78.82                | 418600                        | 328620                                  | 78.50                 |
| 24 | Tamil Nadu    | 5504252                      | 1284734                                 | 23.34               | 5584414                      | 1054127                                   | 18.88              | 7241381                       | 1153166                                 | 15.92                | 8568513                       | 1278702                                 | 14.92                 |
| 25 | Tripura       | 407678                       | 294776                                  | 72.31               | 562001                       | 438663                                    | 78.05              | 538652                        | 369103                                  | 68.52                | 598936                        | 392227                                  | 65.49                 |
| 26 | Uttaranchal   | 863489                       | 408338                                  | 47.29               | 948613                       | 437708                                    | 46.14              | 1334060                       | 655423                                  | 48.76                | 1463499                       | 691994                                  | 47.28                 |
| 27 | Uttar Pradesh | 7783073                      | 1826604                                 | 23.47               | 9642094                      | 3074667                                   | 31.89              | 11311829                      | 3124309                                 | 67.62                | 13142870                      | 3281933                                 | 24.97                 |
| 28 | West Bengal   | 3690440                      | 1116347                                 | 30.25               | 3692165                      | 837351                                    | 22.68              | 5011605                       | 1286112                                 | 57.66                | 6584790                       | 1899104                                 | 28.84                 |

**TAX REVENUE OF STATE GOVERNMENTS**  
**Table No.2.11 Share of Land Revenue to total Revenue in States**

(Rs. in Lakhs)

| SN | States            | Total Revenue 2008-09 (A) | Total Land Revenue 2008-09 (A) | % of col. 4/3 | Total Revenue 2009-10 (A) | Total Land Revenue 2009-10 (A) | %of col. 7/6 | Total Revenue 2010-11 (RE) | Total Land Revenue 2010-11 (RE) | % of Col. 10/9 | Total Revenue 2011-12 (BE) | Total Land Revenue 2011-12 (BE) | % of Col. 13/12 |
|----|-------------------|---------------------------|--------------------------------|---------------|---------------------------|--------------------------------|--------------|----------------------------|---------------------------------|----------------|----------------------------|---------------------------------|-----------------|
| 1  | 2                 | 3                         | 4                              | 5             | 6                         | 7                              | 8            | 9                          | 10                              | 11             | 12                         | 13                              | 14              |
| 1  | Andhra Pradesh    | 6285845                   | 13035                          | 0.21          | 6467835                   | 22156                          | 0.34         | 8743188                    | 14500                           | 0.01           | 10099527                   | 14600                           | 0.14            |
| 2  | Arunachal Pradesh | 385596                    | 490                            | 0.13          | 429486                    | 446                            | 0.10         | 671693                     | 550                             | 0.08           | 594086                     | 605                             | 0.10            |
| 3  | Assam             | 1807703                   | 11336                          | 0.63          | 1988449                   | 11691                          | 0.59         | 2798941                    | 13160                           | 0.47           | 3273085                    | 14162                           | 0.43            |
| 4  | Bihar             | 3298068                   | 10174                          | 0.31          | 3552683                   | 12396                          | 0.35         | 4634377                    | 11217                           | 0.24           | 5620586                    | 12520                           | 0.22            |
| 5  | Chhattisgarh      | 1566276                   | 35949                          | 2.29          | 1815366                   | 15969                          | 0.88         | 2245374                    | 17000                           | 0.76           | 2580991                    | 20003                           | 0.77            |
| 6  | Goa               | 352827                    | 939                            | 0.27          | 410028                    | 1061                           | 0.26         | 537025                     | 972                             | 0.18           | 586915                     | 1215                            | 0.21            |
| 7  | Gujarat           | 3867571                   | 54350                          | 1.40          | 4167236                   | 116120                         | 2.79         | 5245364                    | 150000                          | 2.86           | 5988575                    | 180000                          | 0.30            |
| 8  | Haryana           | 1845230                   | 858                            | 0.05          | 2099267                   | 943                            | 0.04         | 2759674                    | 1557                            | 0.06           | 3201818                    | 1609                            | 0.05            |
| 9  | Himachal Pradesh  | 930799                    | 2028                           | 0.22          | 1034636                   | 1454                           | 0.14         | 1235683                    | 157                             | 0.01           | 1409351                    | 190                             | 0.01            |
| 10 | Jammu and Kashmir | 1581097                   | 527                            | 0.03          | 1955280                   | 579                            | 0.03         | 2376107                    | 522                             | 0.02           | 2669984                    | 735                             | 0.03            |
| 11 | Jharkhand         | 1610709                   | 5275                           | 0.33          | 1984077                   | 6000                           | 0.30         | 2010174                    | 6600                            | 0.33           | 2774616                    | 9594                            | 0.34            |
| 12 | Karnataka         | 4329067                   | 25565                          | 0.59          | 4915570                   | 12788                          | 0.26         | 5778458                    | 14332                           | 0.25           | 6631327                    | 19003                           | 0.29            |
| 13 | kerala            | 2451217                   | 4756                           | 0.19          | 2610940                   | 5393                           | 0.21         | 3212701                    | 15964                           | 0.50           | 3942750                    | 16284                           | 0.41            |
| 14 | Madhya Pradesh    | 3357720                   | 33884                          | 1.01          | 4139470                   | 18003                          | 0.43         | 5251456                    | 40024                           | 0.08           | 5778998                    | 50031                           | 0.86            |

**TAX REVENUE OF STATE GOVERNMENTS**  
**Table No.2.11 Share of Land Revenue to total Revenue in States**

(Rs. in Lakhs)

| SN | States        | Total Revenue<br>2008-09 (A) | Total Land<br>Revenue<br>2008-09 (A) | % of<br>col.<br>4/3 | Total<br>Revenue<br>2009-10 (A) | Total Land<br>Revenue<br>2009-10 (A) | %of<br>col.<br>7/6 | Total<br>Revenue<br>2010-11 (RE) | Total Land<br>Revenue<br>2010-11 (RE) | % of<br>Col.<br>10/9 | Total<br>Revenue<br>2011-12 (BE) | Total Land<br>Revenue<br>2011-12 (BE) | % of<br>Col.<br>13/12 |
|----|---------------|------------------------------|--------------------------------------|---------------------|---------------------------------|--------------------------------------|--------------------|----------------------------------|---------------------------------------|----------------------|----------------------------------|---------------------------------------|-----------------------|
| 1  | 2             | 3                            | 4                                    | 5                   | 6                               | 7                                    | 8                  | 9                                | 10                                    | 11                   | 12                               | 13                                    | 14                    |
| 15 | Maharashtra   | 8127068                      | 54622                                | 0.67                | 8691027                         | 71404                                | 0.82               | 10715922                         | 119561                                | 1.11                 | 12150392                         | 149713                                | 1.23                  |
| 16 | Manipur       | 387261                       | 78                                   | 0.02                | 387312                          | 82                                   | 0.02               | 554434                           | 92                                    | 0.02                 | 588232                           | 105                                   | 0.02                  |
| 17 | Meghalaya     | 281065                       | 50                                   | 0.02                | 344734                          | 26                                   | 0.01               | 439381                           | 299                                   | 0.07                 | 560216                           | 323                                   | 0.06                  |
| 18 | Mizoram       | 265313                       | 163                                  | 0.06                | 296351                          | 276                                  | 0.09               | 371632                           | 280                                   | 0.07                 | 374830                           | 1064                                  | 0.28                  |
| 19 | Nagaland      | 340089                       | 61                                   | 0.02                | 371976                          | 63                                   | 0.02               | 529082                           | 81                                    | 0.02                 | 561161                           | 87                                    | 0.02                  |
| 20 | Orrissa       | 2461001                      | 34879                                | 1.42                | 2643020                         | 29217                                | 1.11               | 3254356                          | 40532                                 | 1.24                 | 3638335                          | 46500                                 | 1.28                  |
| 21 | Punjab        | 2071279                      | 1544                                 | 0.07                | 2215658                         | 1531                                 | 0.07               | 3047511                          | 1700                                  | 0.06                 | 3152676                          | 1900                                  | 0.06                  |
| 22 | Rajasthan     | 3346880                      | 16252                                | 0.48                | 3538501                         | 14766                                | 0.42               | 4598897                          | 18506                                 | 0.40                 | 5228736                          | 19606                                 | 0.37                  |
| 23 | Sikkim        | 267124                       | 196                                  | 0.07                | 325439                          | 271                                  | 0.08               | 357999                           | 382                                   | 0.11                 | 418600                           | 382                                   | 0.09                  |
| 24 | Tamil Nadu    | 5504252                      | 20773                                | 0.38                | 5584414                         | 11666                                | 0.21               | 7241381                          | 9503                                  | 0.13                 | 8568513                          | 7082                                  | 0.08                  |
| 25 | Tripura       | 407678                       | 555                                  | 0.14                | 562001                          | 554                                  | 0.10               | 538652                           | 582                                   | 0.11                 | 598936                           | 582                                   | 0.10                  |
| 26 | Utteranchal   | 863489                       | 1790                                 | 0.21                | 948613                          | 880                                  | 0.09               | 1334060                          | 1173                                  | 0.09                 | 1463499                          | 1348                                  | 0.09                  |
| 27 | Uttar Pradesh | 7783073                      | 54928                                | 0.70                | 9642094                         | 66314                                | 0.68               | 11311829                         | 80966                                 | 0.72                 | 13142870                         | 24587                                 | 0.19                  |
| 28 | West Bengal   | 3690440                      | 98378                                | 2.66                | 3692165                         | 92892                                | 2.51               | 5011605                          | 126049                                | 2.52                 | 6584790                          | 169437                                | 2.57                  |

## Chapter-3

### Development & Capital Formation of the State

This chapter relates to the development, non-development and Capital Expenditure of all the States.

- The total development expenditure of all the states was Rs.41445236 lakh during 2008-09(A) and Rs.47718385 lakh during 2009-10(A).
- Development expenditure of Punjab was Rs.1022717 lakh in 2008-09(A) and Rs.1143576 lakh during 2009-10(A).The Percentage share of Punjab's development expenditure to the total development expenditure of all states was 2.47% in 2008-09(A) and Rs.2.40% in 2009-10(A).
- The percentage share of development expenditure to the total expenditure of Punjab was 41.63% in 2008-09(A) and 41.72% in 2009-10(A). The percentage share of non development expenditure was 57.11% in 2008-09(A) and 56.64% in 2009-10(A).
- Development expenditure of Haryana was Rs.1429448 lakh in 2008-09(A) and Rs.1743213 lakhs in 2009-10(A).
- Development expenditure of Himachal Pradesh was Rs.551645 lakh in 2008-09(A) and Rs.676994 lakh in 2009-10(A).
- The total non-development expenditure of all the States was Rs. 24901645 lakh in 2008-09(A) and Rs.30139260 lakh in 2009-10(A).
- Non-development expenditure for Punjab was Rs.1403214 lakh during 2008-09(A) and Rs.1552528 lakh during 2009-10(A). The ratio of Punjab to the total non development expenditure was 5.63% in 2008-09(A) and 5.15% in 2009-10(A).
- Non-development expenditure for Haryana and Himachal Pradesh was Rs.602447 lakh and Rs.391771 lakh during 2008-09(A) and Rs.775535 lakh and Rs.437678 lakh in 2009-10(A).

**Table No.3.1 Developmental Expenditure in the states  
(Revenue Accounts)**

(Rs. in Lakhs)

| <b>Sr.No.</b> | <b>States</b>     | <b>2008-09(A)</b> | <b>2009-10(A)</b> | <b>2010-11(RE)</b> | <b>2011-12(BE)</b> |
|---------------|-------------------|-------------------|-------------------|--------------------|--------------------|
| <b>1</b>      | <b>2</b>          | <b>3</b>          | <b>4</b>          | <b>5</b>           | <b>6</b>           |
| 1             | Andhra Pradesh    | 4281138           | 4196989           | 6028703            | 6595081            |
| 2             | Arunachal Pradesh | 209744            | 253771            | 264057             | 251810             |
| 3             | Assam             | 827585            | 1130546           | 1953955            | 1833143            |
| 4             | Bihar             | 1797810           | 2027436           | 2820907            | 3142433            |
| 5             | Chhattisgarh      | 967599            | 1244669           | 1556285            | 1770400            |
| 6             | Goa               | 236364            | 287657            | 345360             | 427016             |
| 7             | Gujarat           | 2518861           | 3159816           | 3770998            | 3605413            |
| 8             | Haryana           | 1429448           | 1743213           | 2225116            | 2389204            |
| 9             | Himachal Pradesh  | 551645            | 676994            | 742298             | 828672             |
| 10            | Jammu and Kashmir | 710064            | 856279            | 1024034            | 1135644            |
| 11            | Jharkhand         | 989778            | 1072400           | 1335324            | 1617056            |
| 12            | Karnataka         | 2700963           | 3230057           | 3889052            | 4217810            |
| 13            | kerala            | 1329138           | 1470786           | 1761536            | 2295610            |
| 14            | Madhya Pradesh    | 1757710           | 2133322           | 2940655            | 3248539            |
| 15            | Maharashtra       | 4786542           | 6137659           | 7277603            | 7663476            |
| 16            | Manipur           | 152766            | 169841            | 255109             | 299187             |
| 17            | Meghalaya         | 174526            | 208140            | 290274             | 359297             |
| 18            | Mizoram           | 151005            | 175503            | 247716             | 218949             |
| 19            | Nagaland          | 154069            | 166844            | 245722             | 248883             |
| 20            | Orrissa           | 1383549           | 1560061           | 2094005            | 2235090            |
| 21            | Punjab            | 1022717           | 1143576           | 1539504            | 1690839            |
| 22            | Rajasthan         | 2131959           | 2446629           | 2939179            | 3281578            |
| 23            | Sikkim            | 93440             | 117141            | 149122             | 149642             |
| 24            | Tamil Nadu        | 3103282           | 3507940           | 4321442            | 4975758            |
| 25            | Tripura           | 171309            | 226265            | 248199             | 262842             |
| 26            | Utteranchal       | 501663            | 663841            | 798987             | 879904             |
| 27            | Uttar Pradesh     | 4269536           | 4537228           | 5860678            | 6793954            |
| 28            | West Bengal       | 3041026           | 3173782           | 3734994            | 4382663            |

**Table 3.2 Non Developmental Expenditure in the States  
(Revenue Accounts)**

(Rs. in lakhs)

| Sr.No. | States            | 2008-09(A) | 2009-10(A) | 2010-11(RE) | 2011-12(BE) |
|--------|-------------------|------------|------------|-------------|-------------|
| 1      | 2                 | 3          | 4          | 5           | 6           |
| 1      | Andhra Pradesh    | 1873015    | 2139168    | 2626874     | 3084927     |
| 2      | Arunachal Pradesh | 77424      | 116103     | 115158      | 108790      |
| 3      | Assam             | 536133     | 835686     | 1023034     | 1026000     |
| 4      | Bihar             | 1052951    | 1220235    | 1572953     | 1850511     |
| 5      | Chhattisgarh      | 359875     | 434977     | 512871      | 614566      |
| 6      | Goa               | 106177     | 135091     | 159119      | 177104      |
| 7      | Gujarat           | 1338531    | 1693416    | 2011954     | 2323445     |
| 8      | Haryana           | 602447     | 775535     | 970024      | 1068407     |
| 9      | Himachal Pradesh  | 391771     | 437678     | 508245      | 575226      |
| 10     | Jammu and Kashmir | 534622     | 653713     | 785784      | 1108044     |
| 11     | Jharkhand         | 554583     | 650275     | 688889      | 786666      |
| 12     | Karnataka         | 1227557    | 1276235    | 1461358     | 1851287     |
| 13     | kerala            | 1266738    | 1393552    | 1546096     | 1866884     |
| 14     | Madhya Pradesh    | 1016234    | 1201378    | 1543000     | 1822045     |
| 15     | Maharashtra       | 2658471    | 3207094    | 3914005     | 4395817     |
| 16     | Manipur           | 109461     | 119004     | 164129      | 166300      |
| 17     | Meghalya          | 93751      | 110099     | 115913      | 138084      |
| 18     | Mizoram           | 80375      | 94766      | 122254      | 123676      |
| 19     | Nagaland          | 134884     | 158398     | 192424      | 211171      |
| 20     | Orrissa           | 696186     | 928515     | 1148161     | 1339243     |
| 21     | Punjab            | 1403214    | 1552528    | 1746586     | 1702376     |
| 22     | Rajasthan         | 1294989    | 1564705    | 1747232     | 1885524     |
| 23     | Sikkim            | 135921     | 156664     | 160607      | 170402      |
| 24     | Tamil Nadu        | 1857770    | 2029654    | 2638348     | 2844065     |
| 25     | Tripura           | 133694     | 185551     | 201545      | 216629      |
| 26     | Utteranchal       | 310396     | 369435     | 425853      | 499394      |
| 27     | Uttar Pradesh     | 2976932    | 4064129    | 4861930     | 5254587     |
| 28     | West Bengal       | 2077543    | 2635676    | 2943820     | 2979456     |

**Table No.3.3 Development and Capital Expenditure of States Government  
Share of Development expenditure to Total Expenditure  
in States (Revenue Accounts)**

(Rs. in Lakhs)

| SN | States            | Total Expenditure 2008-09 (A) | Total Dev. Expenditure 2008-09 (A) | % of col. 4/3 | Total Expenditure 2009-10 (A) | Total Dev. Expenditure 2009-10 (A) | % of col. 7/6 | Total Expenditure 2010-11 (A) | Total Dev. Expenditure 2010-11 (A) | %of col. 10/9 | Total Expenditure 2011-12 (A) | Total Dev. Expenditure 2011-12 (A) | % of Col. 13/12 |
|----|-------------------|-------------------------------|------------------------------------|---------------|-------------------------------|------------------------------------|---------------|-------------------------------|------------------------------------|---------------|-------------------------------|------------------------------------|-----------------|
| 1  | 2                 | 3                             | 4                                  | 5             | 6                             | 7                                  | 8             | 9                             | 10                                 | 11            | 12                            | 13                                 | 14              |
| 1  | Andhra Pradesh    | 6185422                       | 4281138                            | 69.21         | 6344793                       | 4196989                            | 66.15         | 8689172                       | 6028703                            | 69.39         | 9716963                       | 6595081                            | 67.87           |
| 2  | Arunachal Pradesh | 287168                        | 209744                             | 73.04         | 369874                        | 253771                             | 68.61         | 379215                        | 264057                             | 69.63         | 360600                        | 251810                             | 69.83           |
| 3  | Assam             | 1424331                       | 827585                             | 58.10         | 2123218                       | 1130546                            | 53.25         | 3324621                       | 1953955                            | 58.77         | 3161663                       | 1833143                            | 57.98           |
| 4  | Bihar             | 2851157                       | 1797810                            | 63.05         | 3258417                       | 2027436                            | 62.22         | 4394272                       | 2820907                            | 64.19         | 4993356                       | 3142433                            | 62.93           |
| 5  | Chhattisgarh      | 1379370                       | 967599                             | 70.15         | 1726544                       | 1244669                            | 72.09         | 2137800                       | 1556285                            | 72.80         | 2446176                       | 1770400                            | 72.37           |
| 6  | Goa               | 342541                        | 236364                             | 69.00         | 422748                        | 287657                             | 68.04         | 504478                        | 345360                             | 68.46         | 604120                        | 427016                             | 70.68           |
| 7  | Gujarat           | 3874145                       | 2518861                            | 65.02         | 4863828                       | 3159816                            | 64.96         | 5801482                       | 3770998                            | 65.00         | 5944233                       | 3605413                            | 60.65           |
| 8  | Haryana           | 2053473                       | 1429448                            | 69.61         | 2525738                       | 1743213                            | 69.02         | 3205513                       | 2225116                            | 69.41         | 3467887                       | 2389204                            | 68.89           |
| 9  | Himachal Pradesh  | 943813                        | 551645                             | 58.45         | 1115101                       | 676994                             | 60.71         | 1251118                       | 742298                             | 59.33         | 1404246                       | 828672                             | 59.01           |
| 10 | Jammu and Kashmir | 1244686                       | 710064                             | 57.05         | 1509993                       | 856279                             | 56.71         | 1809818                       | 1024034                            | 56.58         | 2243688                       | 1135644                            | 50.61           |
| 11 | Jharkhand         | 1547921                       | 989778                             | 63.94         | 1722721                       | 1072400                            | 62.25         | 2024258                       | 1335324                            | 65.97         | 2403777                       | 1617056                            | 67.27           |
| 12 | Karnataka         | 4165929                       | 2700963                            | 64.83         | 4753692                       | 3230057                            | 67.95         | 5618924                       | 3889052                            | 69.21         | 6503433                       | 4217810                            | 64.85           |
| 13 | Kerala            | 2822388                       | 1329138                            | 47.09         | 3113236                       | 1470786                            | 47.24         | 3586312                       | 1761536                            | 49.12         | 4496142                       | 2295610                            | 51.06           |
| 14 | Madhya Pradesh    | 2951388                       | 1757710                            | 59.55         | 3589690                       | 2133322                            | 59.43         | 4778847                       | 2940655                            | 61.53         | 5392349                       | 3248539                            | 60.24           |



**Table No.3.3 Development and Capital Expenditure of States Government  
Share of Development expenditure to Total Expenditure  
in States (Revenue Accounts)**

(Rs. in Lakhs)

| SN | States        | Total Expenditure 2008-09 (A) | Total Dev. Expenditure 2008-09 (A) | % of col. 4/3 | Total Expenditure 2009-10 (A) | Total Dev. Expenditure 2009-10 (A) | % of col. 7/6 | Total Expenditure 2010-11 (A) | Total Dev. Expenditure 2010-11 (A) | %of col. 10/9 | Total Expenditure 2011-12 (A) | Total Dev. Expenditure 2011-12 (A) | % of Col. 13/12 |
|----|---------------|-------------------------------|------------------------------------|---------------|-------------------------------|------------------------------------|---------------|-------------------------------|------------------------------------|---------------|-------------------------------|------------------------------------|-----------------|
| 1  | 2             | 3                             | 4                                  | 5             | 6                             | 7                                  | 8             | 9                             | 10                                 | 11            | 12                            | 13                                 | 14              |
| 15 | Maharashtra   | 7569391                       | 4786542                            | 63.23         | 9491597                       | 6137659                            | 64.66         | 11284687                      | 7277603                            | 64.49         | 12144571                      | 7663476                            | 63.10           |
| 16 | Manipur       | 262227                        | 152766                             | 58.26         | 301441                        | 169841                             | 56.34         | 430196                        | 255109                             | 59.30         | 474400                        | 299187                             | 63.07           |
| 17 | Meghalaya     | 268278                        | 174526                             | 65.05         | 318238                        | 208140                             | 65.40         | 406188                        | 290274                             | 71.46         | 497381                        | 359297                             | 72.24           |
| 18 | Mizoram       | 231380                        | 151005                             | 65.26         | 270269                        | 175503                             | 64.94         | 369970                        | 247716                             | 66.95         | 342625                        | 218949                             | 63.90           |
| 19 | Nagaland      | 288953                        | 154069                             | 53.32         | 325242                        | 166844                             | 51.30         | 438146                        | 245722                             | 56.08         | 460054                        | 248883                             | 54.10           |
| 20 | Orissa        | 2119012                       | 1383549                            | 65.29         | 2529159                       | 1560061                            | 61.68         | 3286241                       | 2094005                            | 63.72         | 3632323                       | 2235090                            | 61.53           |
| 21 | Punjab        | 2456899                       | 1022717                            | 41.63         | 2740794                       | 1143576                            | 41.72         | 3418028                       | 1539504                            | 45.04         | 3540575                       | 1690839                            | 47.76           |
| 22 | Rajasthan     | 3429560                       | 2131959                            | 62.16         | 4013220                       | 2446629                            | 60.96         | 4687792                       | 2939179                            | 62.70         | 5193475                       | 3281578                            | 63.19           |
| 23 | Sikkim        | 229361                        | 93440                              | 40.74         | 273805                        | 117141                             | 42.78         | 311894                        | 149122                             | 47.81         | 323323                        | 149642                             | 46.28           |
| 24 | Tamil Nadu    | 5359026                       | 3103282                            | 57.91         | 5937535                       | 3507940                            | 59.08         | 7554259                       | 4321442                            | 57.20         | 8551122                       | 4975758                            | 58.19           |
| 25 | Tripura       | 312945                        | 171309                             | 54.74         | 421379                        | 226265                             | 53.70         | 460236                        | 248199                             | 53.93         | 489964                        | 262842                             | 53.64           |
| 26 | Uttaranchal   | 839536                        | 501663                             | 59.75         | 1065748                       | 663841                             | 62.29         | 1277202                       | 798987                             | 62.56         | 1432570                       | 879904                             | 61.42           |
| 27 | Uttar Pradesh | 7596889                       | 4269536                            | 56.20         | 8937360                       | 4537228                            | 50.77         | 11166097                      | 5860678                            | 52.49         | 12579366                      | 6793954                            | 54.01           |
| 28 | West Bengal   | 5161333                       | 3041026                            | 58.92         | 5849987                       | 3173782                            | 54.25         | 6728208                       | 3734994                            | 55.35         | 7413875                       | 4382663                            | 59.11           |

**Table 3.4 Non Development and Capital Expenditure of States Government  
Share of Non Development expenditure to Total Expenditure  
in States (Revenue Accounts)**

(Rs. in Lakhs)

| S N | States            | Total Expenditure 2008-09 (A) | Total Non Dev. Expenditure 2008-09 (A) | % of col. 4/3 | Total Expenditure 2009-10 (A) | Total Non Dev. Expenditure 2009-10 (A) | % of col. 7/6 | Total Expenditure 2010-11 (A) | Total Non Dev. Expenditure 2010-11 (A) | % of col. 10/9 | Total Expenditure 2011-12 (A) | Total Non Dev. Expenditure 2011-12 (A) | % of Col 13/12 |
|-----|-------------------|-------------------------------|--|---------------|-------------------------------|--|---------------|-------------------------------|--|----------------|-------------------------------|--|----------------|
| 1   | 2                 | 3                             | 4                                      | 5             | 6                             | 7                                      | 8             | 9                             | 10                                     | 11             | 12                            | 13                                     | 14             |
| 1   | Andhra Pradesh    | 6185422                       | 1873015                                | 30.28         | 6344793                       | 2139168                                | 33.71         | 8689172                       | 2626874                                | 30.23          | 9716963                       | 3084927                                | 31.75          |
| 2   | Arunachal Pradesh | 287168                        | 77424                                  | 26.96         | 369874                        | 116103                                 | 31.39         | 379215                        | 115158                                 | 30.37          | 360600                        | 108790                                 | 30.17          |
| 3   | Assam             | 1424331                       | 536133                                 | 39.54         | 2123218                       | 835686                                 | 39.36         | 3324621                       | 1023034                                | 30.77          | 3161663                       | 1026000                                | 32.45          |
| 4   | Bihar             | 2851157                       | 1052951                                | 36.93         | 3258417                       | 1220235                                | 37.45         | 4394272                       | 1572953                                | 35.79          | 4993356                       | 1850511                                | 37.06          |
| 5   | Chhattisgarh      | 1379370                       | 359875                                 | 26.09         | 1726544                       | 434977                                 | 25.19         | 2137800                       | 512871                                 | 23.99          | 2446176                       | 614566                                 | 25.12          |
| 6   | Goa               | 342541                        | 106177                                 | 31.00         | 422748                        | 135091                                 | 31.95         | 504478                        | 159119                                 | 31.54          | 604122                        | 177104                                 | 39.31          |
| 7   | Gujarat           | 3874145                       | 1338531                                | 34.55         | 4863828                       | 1693416                                | 34.82         | 5801482                       | 2011954                                | 34.68          | 5944233                       | 2323445                                | 39.09          |
| 8   | Haryana           | 2053473                       | 602447                                 | 29.34         | 2525738                       | 775535                                 | 30.70         | 3205513                       | 970024                                 | 30.26          | 3467887                       | 1068407                                | 30.81          |
| 9   | Himachal Pradesh  | 943813                        | 391771                                 | 41.51         | 1115101                       | 437678                                 | 39.25         | 1251118                       | 508245                                 | 40.62          | 1404246                       | 575226                                 | 40.96          |
| 10  | Jammu and Kashmir | 1244686                       | 534622                                 | 42.95         | 1509993                       | 653713                                 | 43.29         | 1809818                       | 785784                                 | 43.42          | 2243688                       | 1108044                                | 49.38          |
| 11  | Jharkhand         | 1547921                       | 554583                                 | 37.83         | 1722721                       | 650275                                 | 37.75         | 2024258                       | 688889                                 | 34.03          | 2403777                       | 786666                                 | 32.73          |
| 12  | Karnataka         | 4165929                       | 1227557                                | 29.47         | 4753692                       | 1276235                                | 26.85         | 5618924                       | 1461358                                | 26.01          | 6503433                       | 1851287                                | 28.47          |
| 13  | Kerala            | 2822388                       | 1266738                                | 44.88         | 3113236                       | 1393552                                | 44.76         | 3586312                       | 1546096                                | 43.11          | 4496142                       | 1866884                                | 41.52          |
| 14  | Madhya Pradesh    | 2951388                       | 1016234                                | 34.43         | 3589690                       | 1201378                                | 33.47         | 4778847                       | 1543000                                | 32.29          | 5392349                       | 1822045                                | 33.79          |

**Table 3.4 Non Development and Capital Expenditure of States Government  
Share of Non Development expenditure to Total Expenditure  
in States (Revenue Accounts)**

(Rs. in Lakhs)

| S N | States        | Total Expenditure 2008-09 (A) | Total Non Dev. Expenditure 2008-09 (A) | % of col. 4/3 | Total Expenditure 2009-10 (A) | Total Non Dev. Expenditure 2009-10 (A) | % of col. 7/6 | Total Expenditure 2010-11 (A) | Total Non Dev. Expenditure 2010-11 (A) | % of col. 10/9 | Total Expenditure 2011-12 (A) | Total Non Dev. Expenditure 2011-12 (A) | % of Col 13/12 |
|-----|---------------|-------------------------------|--|---------------|-------------------------------|--|---------------|-------------------------------|--|----------------|-------------------------------|--|----------------|
| 1   | 2             | 3                             | 4                                      | 5             | 6                             | 7                                      | 8             | 9                             | 10                                     | 11             | 12                            | 13                                     | 14             |
| 15  | Maharashtra   | 7569391                       | 2658471                                | 35.12         | 9491597                       | 3207094                                | 33.79         | 11284687                      | 3914005                                | 34.68          | 12144571                      | 4395817                                | 36.15          |
| 16  | Manipur       | 262227                        | 109461                                 | 41.74         | 301441                        | 119004                                 | 39.48         | 430196                        | 164129                                 | 38.15          | 474400                        | 166300                                 | 35.05          |
| 17  | Meghalaya     | 268278                        | 93751                                  | 34.94         | 318238                        | 110099                                 | 34.60         | 406188                        | 115913                                 | 28.54          | 497381                        | 138084                                 | 27.76          |
| 18  | Mizoram       | 231380                        | 80375                                  | 34.74         | 270269                        | 94766                                  | 35.06         | 369970                        | 122254                                 | 33.04          | 342625                        | 123676                                 | 36.10          |
| 19  | Nagaland      | 288953                        | 134884                                 | 46.68         | 325242                        | 158398                                 | 48.70         | 438146                        | 192424                                 | 43.92          | 460054                        | 211171                                 | 45.90          |
| 20  | Orrissa       | 2119012                       | 696186                                 | 32.85         | 2529159                       | 928515                                 | 36.71         | 3286241                       | 1148161                                | 34.94          | 3632323                       | 1339243                                | 36.87          |
| 21  | Punjab        | 2456899                       | 1403214                                | 57.11         | 2740794                       | 1552528                                | 56.64         | 3418028                       | 1746586                                | 51.10          | 3540575                       | 1702376                                | 48.08          |
| 22  | Rajasthan     | 3429560                       | 1294989                                | 37.76         | 4013220                       | 1564705                                | 38.99         | 4687792                       | 1747232                                | 37.27          | 5193475                       | 1885524                                | 36.30          |
| 23  | Sikkim        | 229361                        | 135921                                 | 59.26         | 273805                        | 156664                                 | 57.22         | 311894                        | 160607                                 | 51.49          | 323323                        | 170402                                 | 52.70          |
| 24  | Tamil Nadu    | 5359026                       | 1857770                                | 34.67         | 5937535                       | 2029654                                | 34.18         | 7554259                       | 2638348                                | 34.95          | 8551122                       | 2844065                                | 33.26          |
| 25  | Tripura       | 312945                        | 133694                                 | 42.72         | 421379                        | 185551                                 | 44.03         | 460236                        | 201545                                 | 43.79          | 489964                        | 216629                                 | 44.21          |
| 26  | Utteranchal   | 839536                        | 310396                                 | 36.97         | 1065748                       | 369435                                 | 34.66         | 1277202                       | 425853                                 | 33.34          | 1432570                       | 499394                                 | 34.86          |
| 27  | Uttar Pradesh | 7596889                       | 2976932                                | 39.19         | 8937360                       | 4064129                                | 45.47         | 11166097                      | 4861930                                | 43.54          | 12579366                      | 5254587                                | 41.77          |
| 28  | West Bengal   | 5161333                       | 2077543                                | 40.25         | 5849987                       | 2635676                                | 45.05         | 6728208                       | 2943820                                | 43.75          | 7413875                       | 2979456                                | 40.19          |

Table 3.5 CAPITAL EXPENDITURE OF STATES

(Rs. in Lakhs)

| SN        | ITEMS                                    | 2008-09(A)      | 2009-10(A)      | 2010-11(RE)    | 2011-12(BE)    |
|-----------|--|-----------------|-----------------|----------------|----------------|
|           | 2  | 3               | 4               | 5              | 6              |
|           | <b>1. Andhra Pradesh</b>                 |                 |                 |                |                |
| <b>A.</b> | <b>Total Receipts(1 to 12)</b>           | <b>17326082</b> | <b>16739395</b> | <b>5777577</b> | <b>6513472</b> |
| 1         | Internal Debt                            | 1527897         | 1818488         | 2048321        | 2397272        |
| 2         | Loans and Advances from the centre       | 39690           | 156856          | 208104         | 250305         |
| 3         | Recovery of Loans & Adv.                 | 36977           | 14291           | 22194          | 23506          |
| 4         | Inter-State Settlement (Net)             | -               | -               | -              | -              |
| 5         | Contignecy Fund(Net)                     | 93              | -               | -              | -              |
| 6         | Small Savings,Provident Funds, etc.(Net) | 202748          | 238286          | 263966         | 293201         |
| 7         | Reserve Funds(Net)                       | 180848          | 191618          | 102417         | 120877         |
| 8         | Deposits & Adv.(Net)                     | 3945370         | 3548436         | 3132575        | 3428311        |
| 9         | Suspense & Misc.(Net)                    | 9696600         | 8792670         | -              | -              |
| 10        | Appropriation to Contingency fund        | -               | -               | -              | -              |
| 11        | Other Capital Receipts                   | -               | -               | -              | -              |
| 12        | Remittances (Net)                        | 1695859         | 1978750         | -              | -              |
| <b>B.</b> | <b>Total Disbursements (1 to 5)</b>      | <b>1894967</b>  | <b>2165987</b>  | <b>2416489</b> | <b>3137039</b> |
| <b>1</b>  | <b>Total Capital Outlay</b>              | <b>1036646</b>  | <b>1379305</b>  | <b>1236963</b> | <b>1785454</b> |
| (a)       | Developmental                            | 1030811         | 1370152         | 1229787        | 1768958        |
| (b)       | Non-Developmental                        | 5835            | 9153            | 7176           | 16496          |
| 2         | Discharge of Internal Debt.              | 438147          | 478170          | 887517         | 883671         |
| 3         | Repayment of Loans to the Centre.        | 78837           | 149530          | 85780          | 87304          |
| 4         | Loans & Adv. by State Governments.       | 341337          | 158982          | 206229         | 380610         |
| 5         | Appropriation to Contingency.            | -               | -               | -              | -              |

Table 3.5 CAPITAL EXPENDITURE OF STATES

(Rs. in Lakhs)

| SN        | ITEMS                                       | 2008-09(A)     | 2009-10(A)     | 2010-11(RE)    | 2011-12(BE)    |
|-----------|---|----------------|----------------|----------------|----------------|
| 1         | 2   | 3              | 4              | 5              | 6              |
|           | <b>2. Arunachal Pradesh</b>                 |                |                |                |                |
| <b>A.</b> | <b>Total Receipts(1 to 12)</b>              | <b>2299432</b> | <b>2366540</b> | <b>2410807</b> | <b>2542383</b> |
| 1         | Internal Debt                               | 18389          | 37114          | 32867          | 45958          |
| 2         | Loans and Advances from the centre          | -              | -              | -              | -              |
| 3         | Recovery of Loans & Adv.                    | 278            | 20270          | 300            | 330            |
| 4         | Inter-State Settlement (Net)                | -              | -              | -              | -              |
| 5         | Contignecy Fund(Net)                        | -              | -              | -              | -              |
| 6         | Small Savings,Provident Funds,<br>etc.(Net) | 15721          | 19182          | 21291          | 21816          |
| 7         | Reserve Funds(Net)                          | 1400           | 1500           | 1700           | 1900           |
| 8         | Deposits & Adv.(Net)                        | 53344          | 54038          | 9336           | 9803           |
| 9         | Suspense & Misc.(Net)                       | 1944500        | 1950462        | 2311440        | 2427011        |
| 10        | Appropriation to Contingency fund           | -              | -              | -              | -              |
| 11        | Other Capital Receipts                      | -              | -              | -              | -              |
| 12        | Remittances (Net)                           | 265800         | 283974         | 33873          | 35565          |
| <b>B.</b> | <b>Total Disbursements (1 to 5)</b>         | <b>140081</b>  | <b>153788</b>  | <b>326269</b>  | <b>277411</b>  |
| <b>1</b>  | <b>Total Capital Outlay</b>                 | <b>129021</b>  | <b>109397</b>  | <b>304532</b>  | <b>252827</b>  |
| (a)       | Developmental                               | 124290         | 96976          | 183721         | 90495          |
| (b)       | Non-Developmental                           | 4722           | 12421          | 120811         | 162332         |
| 2         | Discharge of Internal Debt.                 | 7974           | 21433          | 18392          | 21350          |
| 3         | Repayment of Loans to the Centre.           | 371            | 2412           | 2735           | 2732           |
| 4         | Loans & Adv. by State Governments.          | 2724           | 20546          | 610            | 502            |
| 5         | Appropriation to Contingency.               | -              | -              | -              | -              |

Table 3.5 CAPITAL EXPENDITURE OF STATES

(Rs. in Lakhs)

| SN        | ITEMS                                    | 2008-09(A)      | 2009-10(A)      | 2010-11(RE)    | 2011-12(BE)     |
|-----------|--|-----------------|-----------------|----------------|-----------------|
| 1         | 2  | 3               | 4               | 5              | 6               |
|           | <b>3. Assam</b>                          |                 |                 |                |                 |
| <b>A.</b> | <b>Total Receipts(1 to 12)</b>           | <b>16540702</b> | <b>24221869</b> | <b>9981850</b> | <b>10143472</b> |
| 1         | Internal Debt                            | 283251          | 226335          | 332534         | 399623          |
| 2         | Loans and Advances from the centre       | 4500            | -7307           | 6070           | 12936           |
| 3         | Recovery of Loans & Adv.                 | 3483            | 3287            | 3451           | 3624            |
| 4         | Inter-State Settlement (Net)             | -               | -               | -              | -               |
| 5         | Contignecy Fund(Net)                     | 5000            | 5000            | 5000           | 5000            |
| 6         | Small Savings,Provident Funds, etc.(Net) | 62789           | 75480           | 79255          | 83217           |
| 7         | Reserve Funds(Net)                       | 31740           | 73341           | 15823          | 17123           |
| 8         | Deposits & Adv.(Net)                     | 385226          | 557988          | 182985         | 199474          |
| 9         | Suspense & Misc.(Net)                    | 15473824        | 22917926        | 8968164        | 9014481         |
| 10        | Appropriation to Contingency fund        | -               | -               | -              | -               |
| 11        | Other Capital Receipts                   | -               | -               | -              | -               |
| 12        | Remittances (Net)                        | 290889          | 369819          | 388568         | 407994          |
| <b>B.</b> | <b>Total Disbursements (1 to 5)</b>      | <b>324455</b>   | <b>373613</b>   | <b>449982</b>  | <b>555637</b>   |
| <b>1</b>  | <b>Total Capital Outlay</b>              | <b>237301</b>   | <b>262935</b>   | <b>334304</b>  | <b>450059</b>   |
| (a)       | Developmental                            | 233737          | 255749          | 328205         | 431109          |
| (b)       | Non-Developmental                        | 3564            | 7186            | 6099           | 18950           |
| 2         | Discharge of Internal Debt.              | 66892           | 78745           | 83778          | 79721           |
| 3         | Repayment of Loans to the Centre.        | 11388           | 22011           | 23041          | 13701           |
| 4         | Loans & Adv. by State Governments.       | 8874            | 9922            | 8859           | 12156           |
| 5         | Appropriation to Contingency.            | -               | -               | -              | -               |

Table 3.5 CAPITAL EXPENDITURE OF STATES

(Rs. in Lakhs)

| SN        | ITEMS                                       | 2008-09(A)      | 2009-10(A)      | 2010-11(RE)    | 2011-12(BE)    |
|-----------|---|-----------------|-----------------|----------------|----------------|
| 1         | 2   | 3               | 4               | 5              | 6              |
|           | <b>4. Bihar</b>                             |                 |                 |                |                |
| <b>A.</b> | <b>Total Receipts(1 to 12)</b>              | <b>15757485</b> | <b>19634730</b> | <b>1392201</b> | <b>1505388</b> |
| 1         | Internal Debt                               | 577803          | 537006          | 593162         | 671298         |
| 2         | Loans and Advances from the centre          | 14986           | 76432           | 140502         | 237591         |
| 3         | Recovery of Loans & Adv.                    | 1131            | 1320            | 1412           | 1809           |
| 4         | Inter-State Settlement (Net)                | -               | -               | -              | -              |
| 5         | Contignecy Fund(Net)                        | -               | -               | -              | -              |
| 6         | Small Savings,Provident Funds,<br>etc.(Net) | 115336          | 70718           | 142006         | 120697         |
| 7         | Reserve Funds(Net)                          | 130248          | 56567           | 32745          | 59471          |
| 8         | Deposits & Adv.(Net)                        | 720994          | 631096          | 367374         | 414522         |
| 9         | Suspense & Misc.(Net)                       | 13487905        | 17519315        | -              | -              |
| 10        | Appropriation to Contingency fund           | -               | -               | 115000         | -              |
| 11        | Other Capital Receipts                      | -               | -               | -              | -              |
| 12        | Remittances (Net)                           | 709082          | 742276          | -              | -              |
| <b>B.</b> | <b>Total Disbursements (1 to 5)</b>         | <b>866967</b>   | <b>1021186</b>  | <b>1337415</b> | <b>1538228</b> |
| <b>1</b>  | <b>Total Capital Outlay</b>                 | 643635          | 733209          | 1031382        | 1144781        |
| (a)       | Developmental                               | 622970          | 705761          | 987742         | 993444         |
| (b)       | Non-Developmental                           | 20665           | 27448           | 43640          | 151337         |
| 2         | Discharge of Internal Debt.                 | 125360          | 116932          | 176551         | 244208         |
| 3         | Repayment of Loans to the Centre.           | 42867           | 81367           | 46643          | 45579          |
| 4         | Loans & Adv. by State Governments.          | 55105           | 89678           | 82839          | 103660         |
| 5         | Appropriation to Contingency.               | -               | -               | -              | -              |

Table 3.5 CAPITAL EXPENDITURE OF STATES

(Rs. in Lakhs)

| SN        | ITEMS                                       | 2008-09(A)     | 2009-10(A)     | 2010-11(RE)    | 2011-12(BE)    |
|-----------|---|----------------|----------------|----------------|----------------|
| 1         | 2   | 3              | 4              | 5              | 6              |
|           | <b>5. Chhattisgarh</b>                      |                |                |                |                |
| <b>A.</b> | <b>Total Receipts(1 to 12)</b>              | <b>5948062</b> | <b>7741502</b> | <b>6782676</b> | <b>6904550</b> |
| 1         | Internal Debt                               | 18084          | 106457         | 292724         | 372724         |
| 2         | Loans and Advances from the centre          | 20550          | 22264          | 24806          | 9551           |
| 3         | Recovery of Loans & Adv.                    | 53341          | 99243          | 84539          | 109626         |
| 4         | Inter-State Settlement (Net)                | 146            | 305            | 2              | 1              |
| 5         | Contignecy Fund(Net)                        | -              |                | 186            | 4000           |
| 6         | Small Savings,Provident Funds,<br>etc.(Net) | 48719          | 70759          | 79400          | 84400          |
| 7         | Reserve Funds(Net)                          | 47248          | 54413          | 60812          | 63704          |
| 8         | Deposits & Adv.(Net)                        | 194897         | 221349         | 247400         | 248748         |
| 9         | Suspense & Misc.(Net)                       | 5048710        | 6620238        | 5384305        | 5383294        |
| 10        | Appropriation to Contingency fund           | -              | 231            | -              | -              |
| 11        | Other Capital Receipts                      | 178            | -              | -              | -              |
| 12        | Remittances (Net)                           | 516189         | 546243         | 608502         | 628502         |
| <b>B.</b> | <b>Total Disbursements (1 to 5)</b>         | <b>392028</b>  | <b>429330</b>  | <b>565337</b>  | <b>730688</b>  |
| <b>1</b>  | <b>Total Capital Outlay</b>                 | <b>294016</b>  | <b>274492</b>  | <b>365032</b>  | <b>507706</b>  |
| (a)       | Developmental                               | 283805         | 266811         | 358055         | 494915         |
| (b)       | Non-Developmental                           | 10211          | 7681           | 6977           | 12791          |
| 2         | Discharge of Internal Debt.                 | 37880          | 53578          | 76527          | 89813          |
| 3         | Repayment of Loans to the Centre.           | 11057          | 11581          | 13694          | 14457          |
| 4         | Loans & Adv. by State Governments           | 49075          | 89679          | 110084         | 118712         |
| 5         | Appropriation to Contingency.               | -              | -              | -              | -              |



Table 3.5 CAPITAL EXPENDITURE OF STATES

(Rs. in Lakhs)

| SN        | ITEMS                                       | 2008-09(A)     | 2009-10(A)     | 2010-11(RE)    | 2011-12(BE)    |
|-----------|---|----------------|----------------|----------------|----------------|
| 1         | 2   | 3              | 4              | 5              | 6              |
|           | <b>6. Goa</b>                               |                |                |                |                |
| <b>A.</b> | <b>Total Receipts(1 to 12)</b>              | <b>1496362</b> | <b>1188028</b> | <b>1229083</b> | <b>1360141</b> |
| 1         | Internal Debt                               | 66230          | 89081          | 64915          | 78490          |
| 2         | Loans and Advances from the centre          | 53             | -25881         | 1620           | 2825           |
| 3         | Recovery of Loans & Adv.                    | 977            | 1268           | 1434           | 1600           |
| 4         | Inter-State Settlement (Net)                | -              | -              | -              | -              |
| 5         | Contingency Fund(Net)                       | -              | -              | -              | -              |
| 6         | Small Savings,Provident Funds,<br>etc.(Net) | 24298          | 34906          | 26698          | 29368          |
| 7         | Reserve Funds(Net)                          | 14909          | 16628          | 4358           | 4794           |
| 8         | Deposits & Adv.(Net)                        | 20178          | 25261          | 20262          | 22289          |
| 9         | Suspense & Misc.(Net)                       | 1119574        | 785004         | 868588         | 955447         |
| 10        | Appropriation to Contingency fund           | 17000          | -              | -              | -              |
| 11        | Other Capital Receipts                      | -              | -              | -              | -              |
| 12        | Remittances (Net)                           | 233143         | 261761         | 241208         | 265328         |
| <b>B.</b> | <b>Total Disbursements (1 to 5)</b>         | <b>113234</b>  | <b>129993</b>  | <b>164750</b>  | <b>188387</b>  |
| <b>1</b>  | <b>Total Capital Outlay</b>                 | <b>89707</b>   | <b>108501</b>  | <b>141522</b>  | <b>149352</b>  |
| (a)       | Developmental                               | 74648          | 90438          | 117375         | 119985         |
| (b)       | Non-Developmental                           | 15059          | 18063          | 24147          | 29367          |
| 2         | Discharge of Internal Debt.                 | 14314          | 15408          | 18589          | 33705          |
| 3         | Repayment of Loans to the Centre.           | 2315           | 2362           | 2348           | 2654           |
| 4         | Loans & Adv. by State Governments.          | 2866           | 3722           | 2291           | 2676           |
| 5         | Appropriation to Contingency.               | 4032           | -              | -              | -              |

Table 3.5 CAPITAL EXPENDITURE OF STATES

(Rs. in lakhs)

| SN        | ITEMS                                     | 2008-09(A)      | 2009-10(A)      | 2010-11(RE)    | 2011-12(BE)    |
|-----------|---|-----------------|-----------------|----------------|----------------|
| 1         | 2   | 3               | 4               | 5              | 6              |
|           | <b>7. Gujarat</b>                         |                 |                 |                |                |
| <b>A.</b> | <b>Total Receipts(1 to 12)</b>            | <b>17182258</b> | <b>24421705</b> | <b>7759096</b> | <b>7825221</b> |
| 1         | Internal Debt                             | 1007933         | 1415844         | 1875400        | 2087100        |
| 2         | Loans and Advances from the centre        | 22678           | 8625            | 18023          | 25487          |
| 3         | Recovery of Loans & Adv.                  | 18111           | 15066           | 24847          | 26835          |
| 4         | Inter-State Settlement (Net)              | -               | -               | 1              | 1              |
| 5         | Contignecy Fund(Net)                      | 994             | -               | -              | -              |
| 6         | Small Savings, Provident Funds, etc.(Net) | 113235          | 190067          | 284245         | 249245         |
| 7         | Reserve Funds(Net)                        | 84159           | 95682           | 99634          | 131800         |
| 8         | Deposits & Adv.(Net)                      | 1408171         | 1803346         | 1176810        | 1172117        |
| 9         | Suspense & Misc.(Net)                     | 13500581        | 20001011        | 3555772        | 3408272        |
| 10        | Appropriation to Contingency fund         | -               | -               | -              | -              |
| 11        | Other Capital Receipts                    | 2059            | 13630           | -              | -              |
| 12        | Remittances (Net)                         | 1024337         | 878434          | 724364         | 724364         |
| <b>B.</b> | <b>Total Disbursements (1 to 5)</b>       | <b>1317843</b>  | <b>1171941</b>  | <b>1452337</b> | <b>1979495</b> |
| <b>1</b>  | <b>Total Capital Outlay</b>               | <b>1021976</b>  | <b>804673</b>   | <b>1006301</b> | <b>1427148</b> |
| (a)       | Developmental                             | 1013957         | 785815          | 983152         | 1333929        |
| (b)       | Non-Developmental                         | 8019            | 18858           | 23149          | 93219          |
| 2         | Discharge of Internal Debt.               | 204587          | 268126          | 319438         | 415707         |
| 3         | Repayment of Loans to the Centre.         | 55905           | 56381           | 62359          | 64699          |
| 4         | Loans & Adv. by State Governments.        | 35375           | 42761           | 64239          | 71941          |
| 5         | Appropriation to Contingency.             | -               | -               | -              | -              |

Table 3.5 CAPITAL EXPENDITURE OF STATES

(Rs. in Lakhs)

| SN        | ITEMS                                       | 2008-09(A)     | 2009-10(A)     | 2010-11(RE)    | 2011-12(BE)    |
|-----------|---|----------------|----------------|----------------|----------------|
| 1         | 2   | 3              | 4              | 5              | 6              |
|           | <b>8. Haryana</b>                           |                |                |                |                |
| <b>A.</b> | <b>Total Receipts(1 to 12)</b>              | <b>6480366</b> | <b>6312361</b> | <b>8897779</b> | <b>8869651</b> |
| 1         | Internal Debt                               | 382206         | 831998         | 1224297        | 1292131        |
| 2         | Loans and Advances from the centre          | 6600           | 13540          | 32184          | 64758          |
| 3         | Recovery of Loans & Adv.                    | 35180          | 21284          | 20860          | 23293          |
| 4         | Inter-State Settlement (Net)                | -              | -              | -              | -              |
| 5         | Contignecy Fund(Net)                        | -              | -              | 19000          | -              |
| 6         | Small Savings,Provident Funds,<br>etc.(Net) | 140127         | 187030         | 210156         | 231016         |
| 7         | Reserve Funds(Net)                          | 36189          | 41980          | 36191          | 42145          |
| 8         | Deposits & Adv.(Net)                        | 526095         | 731284         | 687944         | 722341         |
| 9         | Suspense & Misc.(Net)                       | 4862460        | 3931631        | 6164487        | 6050227        |
| 10        | Appropriation to Contingency fund           | -              | -              | -              | -              |
| 11        | Other Capital Receipts                      | 680            | 939            | 1627           | 1656           |
| 12        | Remittances (Net)                           | 490829         | 552675         | 501033         | 442084         |
| <b>B.</b> | <b>Total Disbursements (1 to 5)</b>         | <b>612575</b>  | <b>879413</b>  | <b>1238422</b> | <b>1226353</b> |
| <b>1</b>  | <b>Total Capital Outlay</b>                 | <b>450166</b>  | <b>521848</b>  | <b>372044</b>  | <b>464051</b>  |
| (a)       | Developmental                               | 430685         | 503111         | 349450         | 445091         |
| (b)       | Non-Developmental                           | 19481          | 18737          | 22594          | 18960          |
| 2         | Discharge of Internal Debt.                 | 117838         | 257640         | 774393         | 653496         |
| 3         | Repayment of Loans to the Centre.           | 11340          | 16956          | 12372          | 13116          |
| 4         | Loans & Adv. by State Governments.          | 33231          | 82969          | 79613          | 95690          |
| 5         | Appropriation to Contingency.               | -              | -              | -              | -              |

Table 3.5 CAPITAL EXPENDITURE OF STATES

(Rs. in Lakhs)

| SN        | ITEMS                                     | 2008-09(A)     | 2009-10(A)     | 2010-11(RE)   | 2011-12(BE)   |
|-----------|---|----------------|----------------|---------------|---------------|
| 1         | 2   | 3              | 4              | 5             | 6             |
|           | <b>9. Himachal Pradesh</b>                |                |                |               |               |
| <b>A.</b> | <b>Total Receipts(1 to 12)</b>            | <b>4039881</b> | <b>4277045</b> | <b>476816</b> | <b>461349</b> |
| 1         | Internal Debt                             | 223675         | 248350         | 192219        | 201801        |
| 2         | Loans and Advances from the centre        | 1199           | 6902           | 2778          | 3508          |
| 3         | Recovery of Loans & Adv.                  | 2097           | 3384           | 7992          | 2375          |
| 4         | Inter-State Settlement (Net)              | -              | -              | -             | -             |
| 5         | Contignecy Fund(Net)                      | -              | -              | -             | -             |
| 6         | Small Savings, Provident Funds, etc.(Net) | 157183         | 165948         | 81000         | 86000         |
| 7         | Reserve Funds(Net)                        | 32275          | 29482          | -             | -             |
| 8         | Deposits & Adv.(Net)                      | 111132         | 122355         | 37387         | 37387         |
| 9         | Suspense & Misc.(Net)                     | 3176729        | 3370964        | 82241         | 82241         |
| 10        | Appropriation to Contingency fund         | -              | -              | -             | -             |
| 11        | Other Capital Receipts                    | -              | -              | 25162         | -             |
| 12        | Remittances (Net)                         | 335591         | 329660         | 48037         | 48037         |
| <b>B.</b> | <b>Total Disbursements (1 to 5)</b>       | <b>305415</b>  | <b>287990</b>  | <b>287575</b> | <b>266600</b> |
| <b>1</b>  | <b>Total Capital Outlay</b>               | <b>207907</b>  | <b>194343</b>  | <b>177155</b> | <b>149794</b> |
| (a)       | Developmental                             | 201479         | 187987         | 169519        | 143327        |
| (b)       | Non-Developmental                         | 6428           | 6356           | 7636          | 6467          |
| 2         | Discharge of Internal Debt.               | 82966          | 81076          | 81640         | 89780         |
| 3         | Repayment of Loans to the Centre.         | 5581           | 5604           | 6295          | 6304          |
| 4         | Loans & Adv. by State Governments.        | 8961           | 6967           | 22485         | 20722         |
| 5         | Appropriation to Contingency.             | -              | -              | -             | -             |

Table 3.5 CAPITAL EXPENDITURE OF STATES

(Rs. in lakhs)

| SN        | ITEMS                                       | 2008-09(A)    | 2009-10(A)    | 2010-11(RE)   | 2011-12(BE)   |
|-----------|---|---------------|---------------|---------------|---------------|
| 1         | 2   | 3             | 4             | 5             | 6             |
|           | <b>10.Jammu &amp; Kashmir.</b>              |               |               |               |               |
| <b>A.</b> | <b>Total Receipts(1 to 12)</b>              | <b>453072</b> | <b>463321</b> | <b>663774</b> | <b>635828</b> |
| 1         | Internal Debt                               | 241743        | 197149        | 393201        | 360341        |
| 2         | Loans and Advances from the centre          | 10            | 4971          | 3690          | -             |
| 3         | Recovery of Loans & Adv.                    | 251           | 219           | 201           | 202           |
| 4         | Inter-State Settlement (Net)                | -             | -             | -             | -             |
| 5         | Contignecy Fund(Net)                        | -             | -             | -             | -             |
| 6         | Small Savings,Provident Funds,<br>etc.(Net) | 124152        | 157057        | 155928        | 166814        |
| 7         | Reserve Funds(Net)                          | 39750         | 50971         | 54460         | 56246         |
| 8         | Deposits & Adv.(Net)                        | 2300          | 2300          | 2300          | 2300          |
| 9         | Suspense & Misc.(Net)                       | 31566         | 37354         | 40694         | 36625         |
| 10        | Appropriation to Contingency fund           | -             | -             | -             | -             |
| 11        | Other Capital Receipts                      | -             | -             | -             | -             |
| 12        | Remittances (Net)                           | <b>13300</b>  | <b>13300</b>  | <b>13300</b>  | <b>13300</b>  |
| <b>B.</b> | <b>Total Disbursements (1 to 5)</b>         | <b>630302</b> | <b>741863</b> | <b>791279</b> | <b>831770</b> |
| <b>1</b>  | <b>Total Capital Outlay</b>                 | 565436        | 661262        | 686385        | 706326        |
| (a)       | Developmental                               | 481098        | 550593        | 577239        | 616104        |
| (b)       | Non-Developmental                           | 84248         | 110669        | 109146        | 90222         |
| 2         | Discharge of Internal Debt.                 | 50328         | 69706         | 87265         | 103912        |
| 3         | Repayment of Loans to the Centre.           | 10792         | 4056          | 8626          | 13529         |
| 4         | Loans & Adv. by State Governments           | 3836          | 6839          | 9003          | 8003          |
| 5         | Appropriation to Contingency.               | -             | -             | -             | -             |

Table 3.5 CAPITAL EXPENDITURE OF STATES

(Rs. in Lakhs)

| SN        | ITEMS                                       | 2008-09(A)    | 2009-10(A)     | 2010-11(RE)    | 2011-12(BE)    |
|-----------|---|---------------|----------------|----------------|----------------|
| 1         | 2   | 3             | 4              | 5              | 6              |
|           | <b>11. Jharkhand</b>                        |               |                |                |                |
| <b>A.</b> | <b>Total Receipts(1 to 12)</b>              | <b>703997</b> | <b>6859370</b> | <b>7560392</b> | <b>9493919</b> |
| 1         | Internal Debt                               | 179745        | 285689         | 285589         | 217923         |
| 2         | Loans and Advances from the centre          | -             | -              | -              | -              |
| 3         | Recovery of Loans & Adv.                    | 1130          | 1511           | 1663           | 3412           |
| 4         | Inter-State Settlement (Net)                | -             | -              | -              | -              |
| 5         | Contignecy Fund(Net)                        | 15000         | 50000          | 75000          | 15000          |
| 6         | Small Savings,Provident Funds,<br>etc.(Net) | 51804         | 69470          | 70719          | 725062         |
| 7         | Reserve Funds(Net)                          | 13755         | 9459           | 10405          | 58723          |
| 8         | Deposits & Adv.(Net)                        | 160129        | 460662         | 517734         | 456640         |
| 9         | Suspense & Misc.(Net)                       | 45503         | 5631668        | 6197679        | 7729800        |
| 10        | Appropriation to Contingency fund           | -             | -              | -              | -              |
| 11        | Other Capital Receipts                      | -             | -              | -              | -              |
| 12        | Remittances (Net)                           | 236931        | 350911         | 401603         | 287359         |
| <b>B.</b> | <b>Total Disbursements (1 to 5)</b>         | <b>516226</b> | <b>548555</b>  | <b>625947</b>  | <b>908253</b>  |
| <b>1</b>  | <b>Total Capital Outlay</b>                 | <b>390348</b> | <b>1375252</b> | <b>427310</b>  | <b>635274</b>  |
| (a)       | Developmental                               | 366608        | 359678         | 402954         | 617271         |
| (b)       | Non-Developmental                           | 23740         | 15574          | 24356          | 18003          |
| 2         | Discharge of Internal Debt.                 | 60690         | 88780          | 139277         | 126308         |
| 3         | Repayment of Loans to the Centre.           | 16474         | 18570          | 15131          | 14009          |
| 4         | Loans & Adv. by State Governments.          | 48714         | 65953          | 44229          | 132662         |
| 5         | Appropriation to Contingency.               | -             | -              | -              | -              |

Table 3.5 CAPITAL EXPENDITURE OF STATES

(Rs. in Lakhs)

| SN        | ITEMS                                    | 2008-09(A)      | 2009-10(A)      | 2010-11(RE)    | 2011-12(BE)    |
|-----------|--|-----------------|-----------------|----------------|----------------|
| 1         | 2  | 3               | 4               | 5              | 6              |
|           | <b>12. Karnataka</b>                     |                 |                 |                |                |
| <b>A.</b> | <b>Total Receipts(1 to 12)</b>           | <b>14403093</b> | <b>24455200</b> | <b>3462187</b> | <b>8242964</b> |
| 1         | Internal Debt                            | 799599          | 731000          | 560500         | 1361500        |
| 2         | Loans and Advances from the centre       | 59616           | 68085           | 153872         | 173880         |
| 3         | Recovery of Loans & Adv.                 | 5665            | 55536           | 15950          | 6172           |
| 4         | Inter-State Settlement (Net)             | -               | -               | -              | -              |
| 5         | Contignecy Fund(Net)                     | -               | 210             | 500            | 500            |
| 6         | Small Savings,Provident Funds, etc.(Net) | 232928          | 259115          | 328341         | 303500         |
| 7         | Reserve Funds(Net)                       | 262872          | 511802          | 108853         | 127099         |
| 8         | Deposits & Adv.(Net)                     | 1872044         | 2218859         | 751818         | 1790950        |
| 9         | Suspense & Misc.(Net)                    | 11034274        | 20478510        | 1254847        | 4149363        |
| 10        | Appropriation to Contingency fund        | 18114           | 6979            | 17000          | 200000         |
| 11        | Other Capital Receipts                   | -               | -               | -              | -              |
| 12        | Remittances (Net)                        | 117981          | 125104          | 270506         | 130000         |
| <b>B.</b> | <b>Total Disbursements (1 to 5)</b>      | <b>12377952</b> | <b>1542659</b>  | <b>1608779</b> | <b>2028442</b> |
| <b>1</b>  | <b>Total Capital Outlay</b>              | <b>987029</b>   | <b>1213668</b>  | <b>1198742</b> | <b>1375443</b> |
| (a)       | Developmental                            | 939493          | 1164683         | 1148492        | 1328911        |
| (b)       | Non-Developmental                        | 47536           | 48985           | 50250          | 46532          |
| 2         | Discharge of Internal Debt.              | 131646          | 183787          | 192808         | 387160         |
| 3         | Repayment of Loans to the Centre.        | 46143           | 47046           | 53493          | 59051          |
| 4         | Loans & Adv. by State Governments.       | 73134           | 98158           | 163736         | 206788         |
| 5         | Appropriation to Contingency.            | -               | -               | -              | -              |

Table 3.5 CAPITAL EXPENDITURE OF STATES

(Rs. in Lakhs)

| SN        | ITEMS                                       | 2008-09(A)     | 2009-10(A)      | 2010-11(RE)    | 2011-12(BE)    |
|-----------|---|----------------|-----------------|----------------|----------------|
| 1         | 2   | 3              | 4               | 5              | 6              |
|           | <b>13. Kerala</b>                           |                |                 |                |                |
| <b>A.</b> | <b>Total Receipts(1 to 12)</b>              | <b>8319750</b> | <b>12105333</b> | <b>7794682</b> | <b>9102159</b> |
| 1         | Internal Debt                               | 1007433        | 669380          | 921186         | 1590381        |
| 2         | Loans and Advances from the centre          | 76804          | 56234           | 75192          | 103533         |
| 3         | Recovery of Loans & Adv.                    | 3564           | 3847            | 5855           | 7075           |
| 4         | Inter-State Settlement (Net)                | -              | -               | -              | -              |
| 5         | Contingency Fund(Net)                       | 8000           | 584             | 100            | 100            |
| 6         | Small Savings,Provident Funds,<br>etc.(Net) | 1321804        | 1292308         | 1399843        | 1748705        |
| 7         | Reserve Funds(Net)                          | 88608          | 79723           | 41724          | 46332          |
| 8         | Deposits & Adv.(Net)                        | 418451         | 501084          | 541195         | 592810         |
| 9         | Suspense & Misc.(Net)                       | 4661571        | 8770319         | 4032081        | 4232088        |
| 10        | Appropriation to Contingency fund           | -              | -               | -              | -              |
| 11        | Other Capital Receipts                      | 910            | 4896            | 950            | 2000           |
| 12        | Remittances (Net)                           | 732605         | 726958          | 776556         | 779135         |
| <b>B.</b> | <b>Total Disbursements (1 to 5)</b>         | <b>8255009</b> | <b>534175</b>   | <b>767677</b>  | <b>1420923</b> |
| <b>1</b>  | <b>Total Capital Outlay</b>                 | <b>169561</b>  | <b>205940</b>   | <b>319369</b>  | <b>383471</b>  |
| (a)       | Developmental                               | 164295         | 199279          | 304474         | 358094         |
| (b)       | Non-Developmental                           | 5266           | 6661            | 14895          | 25377          |
| 2         | Discharge of Internal Debt.                 | 527926         | 214000          | 337938         | 881618         |
| 3         | Repayment of Loans to the Centre.           | 29205          | 26568           | 30533          | 32921          |
| 4         | Loans & Adv. by State Governments.          | 98367          | 87667           | 79837          | 122913         |
| 5         | Appropriation to Contingency.               | -              | -               | -              | -              |



Table 3.5 CAPITAL EXPENDITURE OF STATES

(Rs. in Lakhs)

| SN        | ITEMS                                       | 2008-09(A)      | 2009-10(A)      | 2010-11(RE)     | 2011-12(BE)     |
|-----------|---|-----------------|-----------------|-----------------|-----------------|
| 1         | 2   | 3               | 4               | 5               | 6               |
|           | <b>14. Madhya Pradesh</b>                   |                 |                 |                 |                 |
| <b>A.</b> | <b>Total Receipts(1 to 12)</b>              | <b>13284085</b> | <b>18137787</b> | <b>15563589</b> | <b>16817493</b> |
| 1         | Internal Debt                               | 539930          | 725797          | 815168          | 1266862         |
| 2         | Loans and Advances from the centre          | 115368          | 134454          | 134550          | 178867          |
| 3         | Recovery of Loans & Adv.                    | 5362            | 2337            | 7067            | 7386            |
| 4         | Inter-State Settlement (Net)                | 78              | 276             | -               | -               |
| 5         | Contignecy Fund(Net)                        | -               | -               | 10000           | 10000           |
| 6         | Small Savings,Provident Funds,<br>etc.(Net) | 138723          | 151172          | 170399          | 175346          |
| 7         | Reserve Funds(Net)                          | 60038           | 76394           | 114300          | 78704           |
| 8         | Deposits & Adv.(Net)                        | 791087          | 933430          | 845497          | 1097775         |
| 9         | Suspense & Misc.(Net)                       | 10719389        | 15183147        | 12332711        | 12870483        |
| 10        | Appropriation to Contingency fund           | -               | -               | -               | -               |
| 11        | Other Capital Receipts                      | 2400            | 2169            | 34800           | -               |
| 12        | Remittances (Net)                           | 911710          | 928611          | 1099097         | 1132070         |
| <b>B.</b> | <b>Total Disbursements (1 to 5)</b>         | <b>1053562</b>  | <b>1413581</b>  | <b>1689501</b>  | <b>1872224</b>  |
| <b>1</b>  | <b>Total Capital Outlay</b>                 | <b>671315</b>   | <b>792488</b>   | <b>954579</b>   | <b>872193</b>   |
| (a)       | Developmental                               | 658827          | 780533          | 937564          | 854266          |
| (b)       | Non-Developmental                           | 12488           | 11955           | 17015           | 17927           |
| 2         | Discharge of Internal Debt.                 | 151615          | 193780          | 291475          | 627587          |
| 3         | Repayment of Loans to the Centre.           | 44486           | 45626           | 51042           | 52423           |
| 4         | Loans & Adv. by State Governments.          | 186146          | 381687          | 392405          | 320021          |
| 5         | Appropriation to Contingency.               | -               | -               | -               | -               |

Table 3.5 CAPITAL EXPENDITURE OF STATES

(Rs. in lakhs)

| SN        | ITEMS                                       | 2008-09(A)      | 2009-10(A)      | 2010-11(RE)     | 2011-12(BE)     |
|-----------|---|-----------------|-----------------|-----------------|-----------------|
| 1         | 2   | 3               | 4               | 5               | 6               |
|           | <b>15.Maharashtra</b>                       |                 |                 |                 |                 |
| <b>A.</b> | <b>Total Receipts(1 to 12)</b>              | <b>19304531</b> | <b>40423108</b> | <b>46032637</b> | <b>37548397</b> |
| 1         | Internal Debt                               | 2122718         | 2081220         | 2469836         | 2400000         |
| 2         | Loans and Advances from the centre          | 38558           | 75222           | 80842           | 187211          |
| 3         | Recovery of Loans & Adv.                    | 56021           | 51484           | 57782           | 47458           |
| 4         | Inter-State Settlement (Net)                | -               | -               | -               | -               |
| 5         | Contignecy Fund(Net)                        | 70894           | 35193           | -               | -               |
| 6         | Small Savings,Provident Funds,<br>etc.(Net) | 221981          | 330873          | 425771          | 440028          |
| 7         | Reserve Funds(Net)                          | 242779          | 255910          | 197318          | 197156          |
| 8         | Deposits & Adv.(Net)                        | 1143777         | 1415016         | 1653391         | 1628863         |
| 9         | Suspense & Misc.(Net)                       | 13552120        | 34126903        | 39062596        | 30562631        |
| 10        | Appropriation to Contingency fund           | 40000           | 60000           | -               | -               |
| 11        | Other Capital Receipts                      | 1800            | 2507            | -               | -               |
| 12        | Remittances (Net)                           | 1813883         | 1988780         | 2085101         | 2085050         |
| <b>B.</b> | <b>Total Disbursements (1 to 5)</b>         | <b>2492851</b>  | <b>2251513</b>  | <b>2570572</b>  | <b>3267914</b>  |
| <b>1</b>  | <b>Total Capital Outlay</b>                 | <b>1887321</b>  | <b>1742866</b>  | <b>1882327</b>  | <b>2243890</b>  |
| (a)       | Developmental                               | 1841395         | 1671665         | 1809882         | 2142688         |
| (b)       | Non-Developmental                           | 45926           | 71201           | 72445           | 101202          |
| 2         | Discharge of Internal Debt.                 | 370398          | 339845          | 529184          | 882707          |
| 3         | Repayment of Loans to the Centre.           | 42063           | 42694           | 48203           | 51445           |
| 4         | Loans & Adv. by State Governments.          | 128069          | 126108          | 110858          | 89872           |
| 5         | Appropriation to Contingency.               | 65000           | -               | -               | -               |

Table 3.5 CAPITAL EXPENDITURE OF STATES

(Rs. in lakhs)

| SN        | ITEMS                                       | 2008-09(A)     | 2009-10(A)     | 2010-11(RE)    | 2011-12(BE)    |
|-----------|---|----------------|----------------|----------------|----------------|
| 1         | 2   | 3              | 4              | 5              | 6              |
|           | <b>16.Manipur</b>                           |                |                |                |                |
| <b>A.</b> | <b>Total Receipts(1 to 12)</b>              | <b>2296043</b> | <b>2312100</b> | <b>2351118</b> | <b>2418295</b> |
| 1         | Internal Debt                               | 51265          | 51981          | 30950          | 42274          |
| 2         | Loans and Advances from the centre          | 518            | 8              | 15000          | 31000          |
| 3         | Recovery of Loans & Adv.                    | 66             | 328            | 366            | 393            |
| 4         | Inter-State Settlement (Net)                | -              | -              | -              | -              |
| 5         | Contignecy Fund(Net)                        | -              | -              | -              | -              |
| 6         | Small Savings,Provident Funds,<br>etc.(Net) | 14007          | 14375          | 20357          | 20165          |
| 7         | Reserve Funds(Net)                          | 2508           | 3051           | 3645           | 3973           |
| 8         | Deposits & Adv.(Net)                        | 48171          | 86812          | 87800          | 86990          |
| 9         | Suspense & Misc.(Net)                       | 1984283        | 1942504        | 2125000        | 2020000        |
| 10        | Appropriation to Contingency fund           | -              | -              | -              | -              |
| 11        | Other Capital Receipts                      | -              | -              | -              | -              |
| 12        | Remittances (Net)                           | 195225         | 213041         | 68000          | 213500         |
| <b>B.</b> | <b>Total Disbursements (1 to 5)</b>         | <b>178150</b>  | <b>171141</b>  | <b>220826</b>  | <b>211488</b>  |
| <b>1</b>  | <b>Total Capital Outlay</b>                 | <b>146680</b>  | <b>158777</b>  | <b>209032</b>  | <b>197883</b>  |
| (a)       | Developmental                               | 141201         | 148476         | 180770         | 170524         |
| (b)       | Non-Developmental                           | 5479           | 10301          | 28262          | 27359          |
| 2         | Discharge of Internal Debt.                 | 6848           | 7470           | 6784           | 8841           |
| 3         | Repayment of Loans to the Centre.           | 24514          | 4205           | 4210           | 4514           |
| 4         | Loans & Adv. by State Governments.          | 108            | 689            | 800            | 250            |
| 5         | Appropriation to Contingency.               | -              | -              | -              | -              |

Table 3.5 CAPITAL EXPENDITURE OF STATES

(Rs. in lakhs)

| SN        | ITEMS                                       | 2008-09(A)     | 2009-10(A)     | 2010-11(RE)    | 2011-12(BE)    |
|-----------|---|----------------|----------------|----------------|----------------|
| 1         | 2   | 3              | 4              | 5              | 6              |
|           | <b>17.Meghalaya</b>                         |                |                |                |                |
| <b>A.</b> | <b>Total Receipts(1 to 12)</b>              | <b>1040480</b> | <b>1382816</b> | <b>1299812</b> | <b>1334740</b> |
| 1         | Internal Debt                               | 31642          | 40253          | 51022          | 61113          |
| 2         | Loans and Advances from the centre          | 613            | 49             | 1333           | 1498           |
| 3         | Recovery of Loans & Adv.                    | 1826           | 1668           | 2017           | 2200           |
| 4         | Inter-State Settlement (Net)                | -              |                |                |                |
| 5         | Contignecy Fund(Net)                        | 10330          | 1200           | 21000          | 21000          |
| 6         | Small Savings,Provident Funds,<br>etc.(Net) | 10655          | 12156          | 18227          | 20050          |
| 7         | Reserve Funds(Net)                          | 2585           | 2726           | 3028           | 3294           |
| 8         | Deposits & Adv.(Net)                        | 81435          | 82365          | 37620          | 39272          |
| 9         | Suspense & Misc.(Net)                       | 795005         | 1093992        | 1074367        | 1091384        |
| 10        | Appropriation to Contingency fund           | -              |                |                |                |
| 11        | Other Capital Receipts                      | -              |                |                |                |
| 12        | Remittances (Net)                           | 106389         | 148407         | 91198          | 94929          |
| <b>B.</b> | <b>Total Disbursements (1 to 5)</b>         | <b>74995</b>   | <b>65097</b>   | <b>82053</b>   | <b>119124</b>  |
| <b>1</b>  | <b>Total Capital Outlay</b>                 | <b>53101</b>   | <b>48129</b>   | <b>69400</b>   | <b>97267</b>   |
| (a)       | Developmental                               | 48345          | 43289          | 62742          | 89160          |
| (b)       | Non-Developmental                           | 4756           | 4840           | 6658           | 8107           |
| 2         | Discharge of Internal Debt.                 | 10922          | 12421          | 7000           | 10145          |
| 3         | Repayment of Loans to the Centre.           | 5951           | 1882           | 2195           | 2062           |
| 4         | Loans & Adv. by State Governments.          | 5021           | 2665           | 3458           | 9650           |
| 5         | Appropriation to Contingency.               | -              | -              | -              | -              |

Table 3.5 CAPITAL EXPENDITURE OF STATES

(Rs. in lakhs)

| SN        | ITEMS                                       | 2008-09(A)     | 2009-10(A)    | 2010-11(RE)   | 2011-12(BE)   |
|-----------|---|----------------|---------------|---------------|---------------|
| 1         | 2   | 3              | 4             | 5             | 6             |
|           | <b>18.Mizoram</b>                           |                |               |               |               |
| <b>A.</b> | <b>Total Receipts(1 to 12)</b>              | <b>1033671</b> | <b>708488</b> | <b>999406</b> | <b>678795</b> |
| 1         | Internal Debt                               | 9958           | 19372         | 53610         | 43360         |
| 2         | Loans and Advances from the centre          | 619            | 3217          | 387           | 2303          |
| 3         | Recovery of Loans & Adv.                    | 2486           | 2532          | 3301          | 3676          |
| 4         | Inter-State Settlement (Net)                | -              | -             | -             | -             |
| 5         | Contignecy Fund(Net)                        | -              | -             | 20000         | 20000         |
| 6         | Small Savings,Provident Funds,<br>etc.(Net) | 31515          | 39679         | 43744         | 45291         |
| 7         | Reserve Funds(Net)                          | 7182           | 2390          | 2500          | 4750          |
| 8         | Deposits & Adv.(Net)                        | 29954          | 47663         | 35884         | 20959         |
| 9         | Suspense & Misc.(Net)                       | 859177         | 482257        | 751368        | 461251        |
| 10        | Appropriation to Contingency fund           | -              | -             | -             | -             |
| 11        | Other Capital Receipts                      | -              | -             | -             | -             |
| 12        | Remittances (Net)                           | 92780          | 111378        | 88612         | 77205         |
| <b>B.</b> | <b>Total Disbursements (1 to 5)</b>         | <b>55474</b>   | <b>96307</b>  | <b>121189</b> | <b>78982</b>  |
| <b>1</b>  | <b>Total Capital Outlay</b>                 | <b>44104</b>   | <b>57280</b>  | <b>75034</b>  | <b>49695</b>  |
| (a)       | Developmental                               | 42125          | 54681         | 71386         | 47339         |
| (b)       | Non-Developmental                           | 1979           | 2599          | 3648          | 2356          |
| 2         | Discharge of Internal Debt.                 | 7805           | 34647         | 40246         | 24018         |
| 3         | Repayment of Loans to the Centre.           | 1824           | 1886          | 2694          | 1798          |
| 4         | Loans & Adv. by State Governments.          | 1741           | 2494          | 3215          | 3471          |
| 5         | Appropriation to Contingency.               | -              | -             | -             | -             |

Table 3.5 CAPITAL EXPENDITURE OF STATES

(Rs. in lakhs)

| SN        | ITEMS                                       | 2008-09(A)    | 2009-10(A)    | 2010-11(RE)   | 2011-12(BE)   |
|-----------|---|---------------|---------------|---------------|---------------|
| 1         | 2   | 3             | 4             | 5             | 6             |
|           | <b>19.Nagaland</b>                          |               |               |               |               |
| <b>A.</b> | <b>Total Receipts(1 to 12)</b>              | <b>863269</b> | <b>983389</b> | <b>811483</b> | <b>871055</b> |
| 1         | Internal Debt                               | 85199         | 125648        | 49036         | 124565        |
| 2         | Loans and Advances from the centre          | -1587         | -             | 32            | 800           |
| 3         | Recovery of Loans & Adv.                    | 257           | 420           | 400           | 350           |
| 4         | Inter-State Settlement (Net)                | -             | -             | -             | -             |
| 5         | Contignecy Fund(Net)                        | -             | -             | -             | -             |
| 6         | Small Savings,Provident Funds,<br>etc.(Net) | 14453         | 14954         | -             | 15300         |
| 7         | Reserve Funds(Net)                          | 3949          | 3065          | 2900          | 3030          |
| 8         | Deposits & Adv.(Net)                        | 36940         | 78640         | 13000         | 12000         |
| 9         | Suspense & Misc.(Net)                       | 601986        | 624854        | 646105        | 615000        |
| 10        | Appropriation to Contingency fund           | -             | -             | -             | -             |
| 11        | Other Capital Receipts                      | -             | -             | -             | -             |
| 12        | Remittances (Net)                           | 122072        | 135808        | 100010        | 100010        |
| <b>B.</b> | <b>Total Disbursements (1 to 5)</b>         | <b>124451</b> | <b>171891</b> | <b>148955</b> | <b>225576</b> |
| <b>1</b>  | <b>Total Capital Outlay</b>                 | <b>85308</b>  | <b>98953</b>  | <b>122103</b> | <b>143543</b> |
| (a)       | Developmental                               | 70393         | 79596         | 104853        | 94919         |
| (b)       | Non-Developmental                           | 14915         | 19357         | 17250         | 48624         |
| 2         | Discharge of Internal Debt.                 | 38460         | 68848         | 23836         | 79549         |
| 3         | Repayment of Loans to the Centre.           | 537           | 3735          | 2388          | 2093          |
| 4         | Loans & Adv. by State Governments.          | 146           | 355           | 628           | 391           |
| 5         | Appropriation to Contingency.               | -             | -             | -             | -             |

Table 3.5 CAPITAL EXPENDITURE OF STATES

(Rs. in lakhs)

| SN        | ITEMS                                       | 2008-09(A)      | 2009-10(A)      | 2010-11(RE)    | 2011-12(BE)     |
|-----------|---|-----------------|-----------------|----------------|-----------------|
| 1         | 2   | 3               | 4               | 5              | 6               |
|           | <b>20.Orissa</b>                            |                 |                 |                |                 |
| <b>A.</b> | <b>Total Receipts(1 to 12)</b>              | <b>11010020</b> | <b>18867862</b> | <b>3333803</b> | <b>20441058</b> |
| 1         | Internal Debt                               | 64318           | 145978          | 354712         | 587102          |
| 2         | Loans and Advances from the centre          | 50848           | 19035           | 85799          | 49546           |
| 3         | Recovery of Loans & Adv.                    | 23621           | 35636           | 24314          | 24029           |
| 4         | Inter-State Settlement (Net)                | -               | -               | -              | -               |
| 5         | Contignecy Fund(Net)                        | 30134           | 1107            | 40000          | 40000           |
| 6         | Small Savings,Provident Funds,<br>etc.(Net) | 212970          | 257058          | 243433         | 275090          |
| 7         | Reserve Funds(Net)                          | 57230           | 73595           | 98610          | 91881           |
| 8         | Deposits & Adv.(Net)                        | 323624          | 313450          | 534448         | 737984          |
| 9         | Suspense & Misc.(Net)                       | 9655550         | 17496274        | 1357053        | 18025407        |
| 10        | Appropriation to Contingency fund           | -               | -               | -              | -               |
| 11        | Other Capital Receipts                      | -               | -               | -              | -               |
| 12        | Remittances (Net)                           | 591725          | 525729          | 595434         | 610019          |
| <b>B.</b> | <b>Total Disbursements (1 to 5)</b>         | <b>573274</b>   | <b>524905</b>   | <b>652632</b>  | <b>855575</b>   |
| <b>1</b>  | <b>Total Capital Outlay</b>                 | <b>377916</b>   | <b>364788</b>   | <b>445567</b>  | <b>566237</b>   |
| (a)       | Developmental                               | 359422          | 347013          | 421943         | 542140          |
| (b)       | Non-Developmental                           | 18494           | 17775           | 23624          | 24097           |
| 2         | Discharge of Internal Debt.                 | 105831          | 105174          | 122269         | 178184          |
| 3         | Repayment of Loans to the Centre.           | 43430           | 43695           | 48848          | 48484           |
| 4         | Loans & Adv. by State Governments.          | 21097           | 11248           | 35948          | 62670           |
| 5         | Appropriation to Contingency.               | 25000           | -               | -              | -               |

Table 3.5 CAPITAL EXPENDITURE OF STATES

(Rs. in lakhs)

| SN        | ITEMS                                    | 2008-09(A)     | 2009-10(A)     | 2010-11(RE)     | 2011-12(BE)     |
|-----------|--|----------------|----------------|-----------------|-----------------|
| 1         | 2  | 3              | 4              | 5               | 6               |
|           | <b>21.Punjab</b>                         |                |                |                 |                 |
| <b>A.</b> | <b>Total Receipts(1 to 12)</b>           | <b>4751975</b> | <b>4257195</b> | <b>11160657</b> | <b>11313889</b> |
| 1         | Internal Debt                            | 615453         | 1003644        | 1175466         | 1277690         |
| 2         | Loans and Advances from the centre       | 27772          | 7140           | 18150           | 34604           |
| 3         | Recovery of Loans & Adv.                 | 7875           | 127652         | 61420           | 8034            |
| 4         | Inter-State Settlement (Net)             | -              | -              | -               | -               |
| 5         | Contignecy Fund(Net)                     | -              | -              | -               | -               |
| 6         | Small Savings,Provident Funds, etc.(Net) | 205403         | 219652         | 360798          | 475232          |
| 7         | Reserve Funds(Net)                       | 51024          | 24355          | 40007           | 62282           |
| 8         | Deposits & Adv.(Net)                     | 400163         | 279487         | 317539          | 317539          |
| 9         | Suspense & Misc.(Net)                    | 3276964        | 2426920        | 9055409         | 9006641         |
| 10        | Appropriation to Contingency fund        | -              | -              | -               | -               |
| 11        | Other Capital Receipts                   | -              | -              | -               | -               |
| 12        | Remittances (Net)                        | 167321         | 168345         | 131868          | 131867          |
| <b>B.</b> | <b>Total Disbursements (1 to 5)</b>      | <b>520153</b>  | <b>750361</b>  | <b>1148328</b>  | <b>1318910</b>  |
| <b>1</b>  | <b>Total Capital Outlay</b>              | <b>285793</b>  | <b>216641</b>  | <b>402943</b>   | <b>541834</b>   |
| (a)       | Developmental                            | 267102         | 204071         | 367758          | 517419          |
| (b)       | Non-Developmental                        | 18691          | 12570          | 35185           | 24415           |
| 2         | Discharge of Internal Debt.              | 211540         | 513439         | 714621          | 750137          |
| 3         | Repayment of Loans to the Centre.        | 17313          | 17397          | 23937           | 18504           |
| 4         | Loans & Adv. by State Governments.       | 5507           | 2884           | 6827            | 8435            |
| 5         | Appropriation to Contingency.            | -              | -              | -               | -               |



Table 3.5 CAPITAL EXPENDITURE OF STATES

(Rs. in Lakhs)

| SN        | ITEMS                                       | 2008-09(A)      | 2009-10(A)      | 2010-11(RE)     | 2011-12(BE)     |
|-----------|---|-----------------|-----------------|-----------------|-----------------|
| 1         | 2   | 3               | 4               | 5               | 6               |
|           | <b>22.Rajasthan</b>                         |                 |                 |                 |                 |
| <b>A.</b> | <b>Total Receipts(1 to 12)</b>              | <b>17459122</b> | <b>19341998</b> | <b>18664916</b> | <b>14256589</b> |
| 1         | Internal Debt                               | 915197          | 853854          | 770881          | 937937          |
| 2         | Loans and Advances from the centre          | 32590           | 25789           | 42410           | 81953           |
| 3         | Recovery of Loans & Adv.                    | 8924            | 11202           | 22160           | 16778           |
| 4         | Inter-State Settlement (Net)                | -               | -               | -               | -               |
| 5         | Contignecy Fund(Net)                        | 16500           | -               | -               | -               |
| 6         | Small Savings,Provident Funds,<br>etc.(Net) | 310532          | 397547          | 511172          | 543687          |
| 7         | Reserve Funds(Net)                          | 204390          | -26681          | 122454          | 161361          |
| 8         | Deposits & Adv.(Net)                        | 8180818         | 9944567         | 10561903        | 11292765        |
| 9         | Suspense & Misc.(Net)                       | 7132652         | 7522063         | 5928392         | 516918          |
| 10        | Appropriation to Contingency fund           | -               | -               | -               | -               |
| 11        | Other Capital Receipts                      | 420             | 894             | 930             | 585             |
| 12        | Remittances (Net)                           | 657099          | 612763          | 704614          | 704605          |
| <b>B.</b> | <b>Total Disbursements (1 to 5)</b>         | <b>883765</b>   | <b>867762</b>   | <b>1020179</b>  | <b>1206406</b>  |
| <b>1</b>  | <b>Total Capital Outlay</b>                 | <b>589995</b>   | <b>517472</b>   | <b>681922</b>   | <b>855014</b>   |
| (a)       | Developmental                               | 604485          | 575197          | 666554          | 834508          |
| (b)       | Non-Developmental                           | -14490          | -51725          | 15368           | 20506           |
| 2         | Discharge of Internal Debt.                 | 204063          | 254491          | 285302          | 300386          |
| 3         | Repayment of Loans to the Centre.           | 39201           | 40017           | 45382           | 47048           |
| 4         | Loans & Adv. by State Governments.          | 34006           | 49782           | 7573            | 3958            |
| 5         | Appropriation to Contingency.               | 16500           | -               | -               | -               |

Table 3.5 CAPITAL EXPENDITURE OF STATES

(Rs. in Lakhs)

| SN        | ITEMS                                       | 2008-09(A)    | 2009-10(A)    | 2010-11(RE)   | 2011-12(BE)   |
|-----------|---|---------------|---------------|---------------|---------------|
| 1         | 2   | 3             | 4             | 5             | 6             |
|           | <b>23.Sikkam</b>                            |               |               |               |               |
| <b>A.</b> | <b>Total Receipts(1 to 12)</b>              | <b>378240</b> | <b>495103</b> | <b>366673</b> | <b>390393</b> |
| 1         | Internal Debt                               | 33701         | 39186         | 9981          | 15182         |
| 2         | Loans and Advances from the centre          | 44            | 25            | 384           | 1060          |
| 3         | Recovery of Loans & Adv.                    | 38            | 30            | 80            | 80            |
| 4         | Inter-State Settlement (Net)                | -             | -             | -             | -             |
| 5         | Contignecy Fund(Net)                        | -             | -             | -             | -             |
| 6         | Small Savings,Provident Funds,<br>etc.(Net) | 9739          | 10784         | 15550         | 16880         |
| 7         | Reserve Funds(Net)                          | 6325          | 4849          | 5175          | 5538          |
| 8         | Deposits & Adv.(Net)                        | 4684          | 4504          | 5378          | 5159          |
| 9         | Suspense & Misc.(Net)                       | 240811        | 351296        | 247228        | 262065        |
| 10        | Appropriation to Contingency fund           | -             | -             | -             | -             |
| 11        | Other Capital Receipts                      | -             | -             | -             | -             |
| 12        | Remittances (Net)                           | 82898         | 84429         | 82897         | 84429         |
| <b>B.</b> | <b>Total Disbursements (1 to 5)</b>         | <b>68829</b>  | <b>77179</b>  | <b>103831</b> | <b>117084</b> |
| <b>1</b>  | <b>Total Capital Outlay</b>                 | <b>61178</b>  | <b>64853</b>  | <b>95840</b>  | <b>105583</b> |
| (a)       | Developmental                               | 53465         | 55966         | 88810         | 102450        |
| (b)       | Non-Developmental                           | 7713          | 8887          | 7030          | 3113          |
| 2         | Discharge of Internal Debt.                 | 6216          | 7068          | 5663          | 5290          |
| 3         | Repayment of Loans to the Centre.           | 1412          | 1560          | 1723          | 1691          |
| 4         | Loans & Adv. by State Governments.          | 23            | 3698          | 605           | 4540          |
| 5         | Appropriation to Contingency.               | -             | -             | -             | -             |

Table 3.5 CAPITAL EXPENDITURE OF STATES

(Rs. in Lakhs)

| SN        | ITEMS                                     | 2008-09(A)      | 2009-10(A)      | 2010-11(RE)     | 2011-12(BE)     |
|-----------|---|-----------------|-----------------|-----------------|-----------------|
| 1         | 2   | 3               | 4               | 5               | 6               |
|           | <b>24.Tamil Nadu</b>                      |                 |                 |                 |                 |
| <b>A.</b> | <b>Total Receipts(1 to 12)</b>            | <b>21924301</b> | <b>40914807</b> | <b>36117350</b> | <b>29908658</b> |
| 1         | Internal Debt                             | 1079798         | 1452699         | 1384786         | 1836970         |
| 2         | Loans and Advances from the centre        | 104320          | 102985          | 123152          | 164569          |
| 3         | Recovery of Loans & Adv.                  | 193423          | 258711          | 66097           | 36726           |
| 4         | Inter-State Settlement (Net)              | -               | -               | -               | -               |
| 5         | Contignecy Fund(Net)                      | -               | 51              | -               | -               |
| 6         | Small Savings, Provident Funds, etc.(Net) | 371336          | 425910          | 485727          | 519923          |
| 7         | Reserve Funds(Net)                        | 522376          | 149454          | 250830          | 221567          |
| 8         | Deposits & Adv.(Net)                      | 1751080         | 1944682         | 2131581         | 2265069         |
| 9         | Suspense & Misc.(Net)                     | 17638264        | 36209201        | 31278426        | 24467083        |
| 10        | Appropriation to Contingency fund         | -               | -               | -               | -               |
| 11        | Other Capital Receipts                    | -               | -               | -               | -               |
| 12        | Remittances (Net)                         | 263704          | 371114          | 396751          | 396751          |
| <b>B.</b> | <b>Total Disbursements (1 to 5)</b>       | <b>1414999</b>  | <b>1337476</b>  | <b>1863786</b>  | <b>2133165</b>  |
| <b>1</b>  | <b>Total Capital Outlay</b>               | <b>910430</b>   | <b>857259</b>   | <b>1357372</b>  | <b>1587759</b>  |
| (a)       | Developmental                             | 887364          | 804260          | 1272550         | 1541472         |
| (b)       | Non-Developmental                         | 23066           | 52979           | 84982           | 46287           |
| 2         | Discharge of Internal Debt.               | 189653          | 217982          | 288840          | 324818          |
| 3         | Repayment of Loans to the Centre.         | 31922           | 33199           | 60957           | 66134           |
| 4         | Loans & Adv. by State Governments.        | 282994          | 229056          | 156457          | 154454          |
| 5         | Appropriation to Contingency.             | -               | -               | -               | -               |

Table 3.5 CAPITAL EXPENDITURE OF STATES

(Rs. in lakhs)

| SN        | ITEMS                                       | 2008-09(A)     | 2009-10(A)     | 2010-11(RE)    | 2011-12(BE)    |
|-----------|---|----------------|----------------|----------------|----------------|
| 1         | 2   | 3              | 4              | 5              | 6              |
|           | <b>25.Tripura</b>                           |                |                |                |                |
| <b>A.</b> | <b>Total Receipts(1 to 12)</b>              | <b>1803549</b> | <b>1810529</b> | <b>1318213</b> | <b>1581160</b> |
| 1         | Internal Debt                               | 20617          | 63102          | 52000          | 57300          |
| 2         | Loans and Advances from the centre          | 252            | 660            | 300            | 400            |
| 3         | Recovery of Loans & Adv.                    | 325            | 1756           | 300            | 300            |
| 4         | Inter-State Settlement (Net)                | -              | -              | -              | -              |
| 5         | Contignecy Fund(Net)                        | -              | -              | -              | -              |
| 6         | Small Savings,Provident Funds,<br>etc.(Net) | 42859          | 62054          | 50156          | 62588          |
| 7         | Reserve Funds(Net)                          | 15588          | 3526           | 588            | 704            |
| 8         | Deposits & Adv.(Net)                        | 17688          | 25897          | 23012          | 25515          |
| 9         | Suspense & Misc.(Net)                       | 1583114        | 1533715        | 1112072        | 1338612        |
| 10        | Appropriation to Contingency fund           | -              | -              | -              | -              |
| 11        | Other Capital Receipts                      | -              | -              | -              | -              |
| 12        | Remittances (Net)                           | 123106         | 119819         | 79785          | 95741          |
| <b>B.</b> | <b>Total Disbursements (1 to 5)</b>         | <b>138158</b>  | <b>154373</b>  | <b>169164</b>  | <b>195980</b>  |
| <b>1</b>  | <b>Total Capital Outlay</b>                 | <b>120240</b>  | <b>133223</b>  | <b>146230</b>  | <b>153395</b>  |
| (a)       | Developmental                               | 100913         | 111836         | 121398         | 94509          |
| (b)       | Non-Developmental                           | 19327          | 21387          | 24832          | 58886          |
| 2         | Discharge of Internal Debt.                 | 13280          | 16524          | 17414          | 33853          |
| 3         | Repayment of Loans to the Centre.           | 2832           | 2870           | 3216           | 5304           |
| 4         | Loans & Adv. by State Governments.          | 1806           | 1756           | 2304           | 3428           |
| 5         | Appropriation to Contingency.               | -              | -              | -              | -              |

Table 3.5 CAPITAL EXPENDITURE OF STATES

(Rs. in lakhs)

| SN        | ITEMS                                     | 2008-09(A)     | 2009-10(A)     | 2010-11(RE)    | 2011-12(BE)    |
|-----------|---|----------------|----------------|----------------|----------------|
| 1         | 2   | 3              | 4              | 5              | 6              |
|           | <b>26.Uttaranchal</b>                     |                |                |                |                |
| <b>A.</b> | <b>Total Receipts(1 to 12)</b>            | <b>3219430</b> | <b>4607554</b> | <b>1566488</b> | <b>1729316</b> |
| 1         | Internal Debt                             | 220156         | 255104         | 305824         | 321600         |
| 2         | Loans and Advances from the centre        | 1812           | 3134           | 5000           | 1500           |
| 3         | Recovery of Loans & Adv.                  | 5356           | 6483           | 9638           | 7496           |
| 4         | Inter-State Settlement (Net)              | -              | -              | -              | -              |
| 5         | Contignecy Fund(Net)                      | 242            | 3705           | 4500           | 23500          |
| 6         | Small Savings, Provident Funds, etc.(Net) | 86808          | 142180         | 114510         | 102768         |
| 7         | Reserve Funds(Net)                        | 16883          | 5170           | 14010          | 17210          |
| 8         | Deposits & Adv.(Net)                      | 174787         | 222282         | 135400         | 247636         |
| 9         | Suspense & Misc.(Net)                     | 2410726        | 3806262        | 701006         | 706006         |
| 10        | Appropriation to Contingency fund         | -              | 49000          | 15000          | 40000          |
| 11        | Other Capital Receipts                    | -              | -              | -              | -              |
| 12        | Remittances (Net)                         | 302660         | 114234         | 261600         | 261600         |
| <b>B.</b> | <b>Total Disbursements (1 to 5)</b>       | <b>316929</b>  | <b>353947</b>  | <b>362773</b>  | <b>504122</b>  |
| <b>1</b>  | <b>Total Capital Outlay</b>               | <b>201634</b>  | <b>213674</b>  | <b>220035</b>  | <b>309458</b>  |
| (a)       | Developmental                             | 184188         | 202730         | 203872         | 285003         |
| (b)       | Non-Developmental                         | 17446          | 10944          | 16163          | 24455          |
| 2         | Discharge of Internal Debt.               | 99398          | 133629         | 125530         | 160540         |
| 3         | Repayment of Loans to the Centre.         | 3726           | 3639           | 4433           | 3333           |
| 4         | Loans & Adv. by State Governments.        | 12171          | 3005           | 12775          | 30791          |
| 5         | Appropriation to Contingency.             | -              | -              | -              | -              |

Table 3.5 CAPITAL EXPENDITURE OF STATES

(Rs. in Lakhs)

| SN        | ITEMS                                       | 2008-09(A)      | 2009-10(A)      | 2010-11(RE)     | 2011-12(BE)     |
|-----------|---|-----------------|-----------------|-----------------|-----------------|
| 1         | 2   | 3               | 4               | 5               | 6               |
|           | <b>27.Uttar Pradesh</b>                     |                 |                 |                 |                 |
| <b>A.</b> | <b>Total Receipts(1 to 12)</b>              | <b>58445995</b> | <b>49688734</b> | <b>26978219</b> | <b>28011732</b> |
| 1         | Internal Debt                               | 1633909         | 2220641         | 2170436         | 3290960         |
| 2         | Loans from the Centra                       | 42094           | 28266           | 128097          | 100279          |
| 3         | Recovery of Loans & Adv.                    | 77809           | 29308           | 90253           | 67177           |
| 4         | Inter-State Settlement (Net)                | -               | -               | -               | -               |
| 5         | Contignecy Fund(Net)                        | 17092           | 8282            | 5182            | 1000            |
| 6         | Small Savings,Provident Funds,<br>etc.(Net) | 651078          | 815566          | 969522          | 1042963         |
| 7         | Reserve Funds(Net)                          | 362826          | 582456          | 854119          | 971434          |
| 8         | Deposits & Adv.(Net)                        | 2265630         | 1726035         | 1089062         | 1324910         |
| 9         | Suspense & Misc.(Net)                       | 51477695        | 41419898        | 19941548        | 20908009        |
| 10        | Appropriation to Contingency fund           | -               | -               | -               | -               |
| 11        | Other Capital Receipts                      | -               | -               | -               | -               |
| 12        | Remittances (Net)                           | 1917862         | 2858282         | 1730000         | 305000          |
| <b>B.</b> | <b>Total Disbursements (1 to 5)</b>         | <b>2992921</b>  | <b>3370166</b>  | <b>3442320</b>  | <b>4362274</b>  |
| <b>1</b>  | <b>Total Capital Outlay</b>                 | <b>2234271</b>  | <b>2509123</b>  | <b>2417901</b>  | <b>2434318</b>  |
| (a)       | Developmental                               | 2150437         | 2448026         | 2250349         | 2277635         |
| (b)       | Non-Developmental                           | 84134           | 61097           | 167552          | 156683          |
| 2         | Discharge of Internal Debt.                 | 557709          | 646872          | 786957          | 1704335         |
| 3         | Repayment of Loans to the Centre.           | 119939          | 119986          | 130026          | 131291          |
| 4         | Loans & Adv. by State<br>Governments.       | 80702           | 94185           | 107436          | 92330           |
| 5         | Appropriation to Contingency.               | -               | -               | -               | -               |

Table 3.5 CAPITAL EXPENDITURE OF STATES

(Rs. in Lakhs)

| SN        | ITEMS                                     | 2008-09(A)      | 2009-10(A)      | 2010-11(RE)     | 2011-12(BE)     |
|-----------|---|-----------------|-----------------|-----------------|-----------------|
| 1         | 2   | 3               | 4               | 5               | 6               |
|           | <b>28. West Bengal</b>                    |                 |                 |                 |                 |
| <b>A.</b> | <b>Total Receipts(1 to 12)</b>            | <b>18072486</b> | <b>23462050</b> | <b>23277058</b> | <b>23863860</b> |
| 1         | Internal Debt                             | 2485541         | 3573085         | 3604827         | 3272705         |
| 2         | Loans from the Centra                     | 39965           | 29983           | 37139           | 71838           |
| 3         | Recovery of Loans & Adv.                  | 561583          | 38710           | 23896           | 16334           |
| 4         | Inter-State Settlement (Net)              | -               | -               | -               | -               |
| 5         | Contignecy Fund(Net)                      | 634             | 143             | 270             | -               |
| 6         | Small Savings, Provident Funds, etc.(Net) | 143037          | 183172          | 215281          | 245270          |
| 7         | Reserve Funds(Net)                        | 171543          | 163335          | 257702          | 348464          |
| 8         | Deposits & Adv.(Net)                      | 2273445         | 2100129         | 2051975         | 2694416         |
| 9         | Suspense & Misc.(Net)                     | 11864570        | 16850211        | 16564200        | 16693198        |
| 10        | Appropriation to Contingency fund         | -               | -               | -               | -               |
| 11        | Other Capital Receipts                    | -               | -               | -               | -               |
| 12        | Remittances (Net)                         | 532168          | 523282          | 521768          | 521635          |
| <b>B.</b> | <b>Total Disbursements (1 to 5)</b>       | <b>1858370</b>  | <b>1895874</b>  | <b>2322863</b>  | <b>2350776</b>  |
| <b>1</b>  | <b>Total Capital Outlay</b>               | <b>370530</b>   | <b>301107</b>   | <b>358733</b>   | <b>685668</b>   |
| (a)       | Developmental                             | 356162          | 285376          | 338409          | 656380          |
| (b)       | Non-Developmental                         | 14368           | 15731           | 20324           | 29287           |
| 2         | Discharge of Internal Debt.               | 1336701         | 1345708         | 1845109         | 1581087         |
| 3         | Repayment of Loans to the Centre.         | 75175           | 173815          | 69845           | 26301           |
| 4         | Loans & Adv. by State Governments.        | 75964           | 75244           | 49176           | 57721           |
| 5         | Appropriation to Contingency.             | -               | -               | -               | -               |

Table 3.5 CAPITAL EXPENDITURE OF STATES

(Rs. in Lakhs)

| SN        | ITEMS                                       | 2008-09(A) | 2009-10(A) | 2010-11(RE) | 2011-12(BE) |
|-----------|---|------------|------------|-------------|-------------|
| 1         | 2   | 3          | 4          | 5           | 6           |
|           | <b>29.Delhi</b>                             |            |            |             |             |
| <b>A.</b> | <b>Total Receipts(1 to 12)</b>              | -          | -          | -           | -           |
| 1         | Internal Debt                               | -          | -          | -           | -           |
| 2         | Loans from the Centra                       | -          | -          | -           | -           |
| 3         | Recovery of Loans & Adv.                    | -          | -          | -           | -           |
| 4         | Inter-State Settlement (Net)                | -          | -          | -           | -           |
| 5         | Contignecy Fund(Net)                        | -          | -          | -           | -           |
| 6         | Small Savings,Provident Funds,<br>etc.(Net) | -          | -          | -           | -           |
| 7         | Reserve Funds(Net)                          | -          | -          | -           | -           |
| 8         | Deposits & Adv.(Net)                        | -          | -          | -           | -           |
| 9         | Suspense & Misc.(Net)                       | -          | -          | -           | -           |
| 10        | Appropriation to Contingency fund           | -          | -          | -           | -           |
| 11        | Other Capital Receipts                      | -          | -          | -           | -           |
| 12        | Remittances (Net)                           | -          | -          | -           | -           |
| <b>B.</b> | <b>Total Disbursements (1 to 5)</b>         | -          | -          | -           | -           |
| <b>1</b>  | <b>Total Capital Outlay</b>                 | -          | -          | -           | -           |
| (a)       | Developmental                               | -          | -          | -           | -           |
| (b)       | Non-Developmental                           | -          | -          | -           | -           |
| 2         | Discharge of Internal Debt.                 | -          | -          | -           | -           |
| 3         | Repayment of Loans to the Centre.           | -          | -          | -           | -           |
| 4         | Loans & Adv. by State Governments.          | -          | -          | -           | -           |
| 5         | Appropriation to Contingency.               | -          | -          | -           | -           |



Table 3.5 CAPITAL EXPENDITURE OF STATES

(Rs. in Lakhs)

| SN        | ITEMS                                       | 2008-09(A)       | 2009-10(A)       | 2010-11(RE)      | 2011-12(BE)      |
|-----------|---|------------------|------------------|------------------|------------------|
| 1         | 2   | 3                | 4                | 5                | 6                |
|           | <b>30.All States</b>                        |                  |                  |                  |                  |
| <b>A.</b> | <b>Total Receipts(1 to 12)</b>              | <b>285637737</b> | <b>378179915</b> | <b>254046756</b> | <b>264765920</b> |
| 1         | Internal Debt                               | 16043388         | 19845453         | 22115550         | 26612159         |
| 2         | Loans from the Centra                       | 700472           | 810689           | 1339415          | 1791799          |
| 3         | Recovery of Loans & Adv.                    | 1107156          | 808782           | 559789           | 448277           |
| 4         | Inter-State Settlement (Net)                | 225              | 579              | 03               | 02               |
| 5         | Contignecy Fund(Net)                        | 174914           | 105475           | 200738           | 140100           |
| 6         | Small Savings,Provident Funds,<br>etc.(Net) | 5075936          | 5907457          | 6803795          | 8143618          |
| 7         | Reserve Funds(Net)                          | 2691226          | 2536761          | 2536307          | 2901563          |
| 8         | Deposits & Adv.(Net)                        | 27341612         | 30083018         | 27198607         | 30894544         |
| 9         | Suspense & Misc.(Net)                       | 217876106        | 301876567        | 181037803        | 183013538        |
| 10        | Appropriation to Contingency fund           | 57000            | 60000            | 115000           | 40000            |
| 11        | Other Capital Receipts                      | 26564            | 81245            | 95471            | 204241           |
| 12        | Remittances (Net)                           | 14543138         | 16063889         | 12044281         | 10576081         |
| <b>B.</b> | <b>Total Disbursements (1 to 5)</b>         | <b>36509171</b>  | <b>23511081</b>  | <b>28114597</b>  | <b>33919958</b>  |
| <b>1</b>  | <b>Total Capital Outlay</b>                 | <b>14262774</b>  | <b>14921459</b>  | <b>17040218</b>  | <b>20275404</b>  |
| (a)       | Develomental                                | 13733706         | 14349766         | 16039004         | 18992046         |
| (b)       | Non-Developmental                           | 529668           | 571693           | 1001214          | 1283358          |
| 2         | Discharge of Internal Debt.                 | 5176786          | 5825273          | 8281512          | 10691852         |
| 3         | Repayment of Loans to the Centre.           | 776604           | 980650           | 862047           | 833483           |
| 4         | Loans & Adv. by State<br>Governments.       | 1597076          | 1748699          | 1764320          | 2119219          |
| 5         | Appropriation to Contingency.               | 14695331         | 35000            | 166500           | -                |

Source:- State Finance A Study of Budgets of 2011-12.

A report of RBI.

## **Chapter-4**

### **Income & Expenditure of Zila Parishads & Improvement Trusts**

This reveals the income and expenditure of Zila Parishads and improvement trusts.

- The total income of Zila Parishads was Rs.2918.56 lakh during 2010-11 and Rs.2640.04 lakh during 2011-12.
- The total expenditure of Zila Parishads in Punjab was Rs.3002.01 lakh during 2010-11 as compared to Rs.2603.78 lakh during 2011-12.
- Income of improvement trusts for Punjab was Rs.112073 lakh in 2010-11 and Rs.136837 lakh in 2011-12 where as the expenditure was Rs.92200 lakh during 2010-11 and Rs.159610 lakh during 2011-12.

**INCOME AND EXPENDITURE OF LOCAL BODIES**  
**Table 4.1 Expenditure of Zila Parishads in Punjab**

(Rs. in Lakhs)

| SN | Year    | Establishment | Roads  | Education | Medical and Health | Vetinary | Other Exp. | Total    |
|----|---------|---------------|--------|-----------|--------------------|----------|------------|----------|
| 0  | 1       | 2             | 3      | 4         | 5                  | 6        | 7          | 8        |
| 1  | 1980-81 | 81.90         | 2.16   | 0.27      | 9.60               | 12.05    | 160.10     | 266.08   |
|    |         | (30.78)       | (0.81) | (0.10)    | (3.61)             | (4.53)   | (60.17)    | (100.00) |
| 2  | 1990-91 | 242.86        | 3.07   | -         | 2.65               | 7.79     | 324.66     | 581.03   |
|    |         | (41.80)       | (0.53) | -         | (0.45)             | (1.34)   | (55.88)    | (100.00) |
| 3  | 2000-01 | 692.40        | 9.28   | 165.50    | 6.13               | 22.52    | 934.46     | 1830.29  |
|    |         | (37.83)       | (0.51) | (9.04)    | (0.33)             | (1.23)   | (51.06)    | (100.00) |
| 4  | 2008-09 | 1080.57       | -      | 5.80      | 173.97             | 43.49    | 1765.81    | 3069.64  |
|    |         | (35.20)       | -      | (0.19)    | (5.67)             | (1.42)   | (57.52)    | (100.00) |
| 5  | 2009-10 | 1407.49       | -      | -         | 440.16             | 135.44   | 2664.35    | 4647.44  |
|    |         | (30.29)       | -      | -         | (9.47)             | (2.91)   | (57.33)    | (100.00) |
| 6  | 2010-11 | 2030.12       | 4.71   | -         | 458.19             | 148.20   | 360.79     | 3002.01  |
|    |         | (67.62)       | (0.16) | -         | (15.26)            | (4.94)   | (12.02)    | (100.00) |
| 7  | 2011-12 | 1906.62       | 4.72   | -         | 126.06             | 66.91    | 499.47     | 2603.78  |
|    |         | (73.23)       | (0.18) | -         | (4.84)             | (2.57)   | (19.18)    | (100.00) |

Note : Figures in brackets are percentage to total

**INCOME AND EXPENDITURE OF LOCAL BODIES**  
**Table 4.2 Income of Zila Parishads in Punjab**

(Rs. in Lakhs)

| SN | Year    | Local rate | Taxes  | Fees   | Property | Education | Medical and Health | Grants in aid | Other sources | Total    |
|----|---------|------------|--------|--------|----------|-----------|--------------------|---------------|---------------|----------|
| 0  | 1       | 2          | 3      | 4      | 5        | 6         | 7                  | 8             | 9             | 10       |
| 1  | 1980-81 | 48.53      | 2.31   | 0.79   | 12.60    | -         | 2.28               | 15.00         | 168.65        | 250.16   |
|    |         | (19.40)    | (0.92) | (0.31) | (5.04)   | -         | (0.91)             | (6.00)        | (67.42)       | (100.00) |
| 2  | 1990-91 | 40.38      | -      | 0.97   | 66.41    | -         | -                  | 279.68        | 258.14        | 645.58   |
|    |         | (6.25)     | -      | (0.15) | (10.29)  | -         | -                  | (43.32)       | (39.99)       | (100.00) |
| 3  | 2000-01 | 10.17      | -      | 2.18   | 261.77   | -         | -                  | 1248.86       | 464.99        | 1987.97  |
|    |         | (0.51)     | -      | (0.11) | (13.17)  | -         | -                  | (62.82)       | (23.39)       | (100.00) |
| 4  | 2009-10 | 8.43       | 23.55  | 8.43   | 272.60   | -         | 540.68             | 1030.44       | 2749.02       | 4633.15  |
|    |         | (0.18)     | (0.51) | (0.18) | (5.88)   | -         | (11.67)            | (22.24)       | (59.34)       | (100.00) |
| 5  | 2010-11 | 0.49       | 31.77  | 5.95   | 233.04   | 14.38     | 933.55             | 1335.15       | 364.23        | 2918.56  |
|    |         | (0.02)     | (1.09) | (0.20) | (7.98)   | (0.49)    | (31.99)            | (45.75)       | (12.48)       | (100.00) |
| 6  | 2011-12 | 3.55       | 24.09  | 5.7    | 283.53   | -         | 747.78             | 1234.42       | 340.97        | 2640.04  |
|    |         | (0.13)     | (0.91) | (0.22) | (10.74)  | -         | (28.32)            | (46.76)       | (12.92)       | (100.00) |

Note : Figures in brackets are percentage to total

**INCOME AND EXPENDITURE OF LOCAL BODIES**  
**Table No.4.3 Income and Expenditure of Improvement Trusts in Punjab**

(Rs. in 000)

| <b>Sr. No.</b> | <b>Year</b> | <b>Income</b> | <b>Expenditure</b> |
|----------------|-------------|---------------|--------------------|
| <b>0</b>       | <b>1</b>    | <b>2</b>      | <b>3</b>           |
| 1              | 1985-86     | 1272          | 1314               |
| 2              | 1988-89     | 1952          | 1670               |
| 3              | 1990-91     | 4596          | 7245               |
| 4              | 1994-95     | 5688          | 5013               |
| 5              | 1997-98     | 1122402       | 1120524            |
| 6              | 2009-10     | 3513724       | 2940279            |
| 7              | 2010-11     | 11207349      | 9220001            |
| 8              | 2011-12     | 13683736      | 15961029           |

## **Chapter-5**

### **Banks and Debt Position of State**

The total number of banks for the working in State as on 31<sup>st</sup> December, 2011 was 8892. Number of Indian Commercial banks was 4231, foreign banks were 8, Co-operative banks were 804 and Post office saving banks was 3849 respectively.

The total number of Schedule Commercial bank offices in Punjab was 3983 as on 31<sup>st</sup> December 2011. The deposits in these banks were to the tune of Rs.114243 crore and credits made by these banks were Rs.53904 crore. The percentage share of Punjab in total bank credit of all states was 3.69%. The share of Maharashtra was (33.97%) followed by Tamil Nadu (11.48%). Credit deposit ratio in Punjab was 80.14. Credit deposit ratio was highest (116.29%) in Tamil Nadu followed by Andhra Pradesh (109.86%).

**Table No.5.1 Banking Development in Punjab**

**AS ON 31ST DECEMBER**

| SN | Type of Bank                            | Number of Office |      |      |      |
|----|---|------------------|------|------|------|
|    |   | 2008             | 2009 | 2010 | 2011 |
| 1  | 2                                       | 3                | 4    | 5    | 6    |
| 1  | Indian Commercial Banks                 | 3314             | 3580 | 3823 | 4231 |
|    | a) Indian Scheduled Banks               | 3298             | 3564 | 3806 | 4206 |
|    | b) Indian Non-Scheduled Banks           | 16               | 16   | 17   | 25   |
| 2  | Foreign Banks                           | 6                | 7    | 8    | 8    |
| 3  | Co-operative Banks                      | 807              | 805  | 804  | 804  |
| 4  | Post Office Saving Banks Punjab Circle. | 3854             | 3877 | 3853 | 3849 |
| 5  | All Type of Banks                       | 7981             | 8269 | 8488 | 8892 |

**Source : Reserve Bank of India**

**Table No.5.2 State-Wise Distribution of Offices ,Deposits and Bank Credit of Scheduled Commercial Banks December 2011**

| <b>SN</b> | <b>States</b>     | <b>No of office</b> | <b>Population Per Bank Office in 000</b> | <b>Bank deposits (Rs in crore)</b> | <b>%age to total bank deposits</b> | <b>Bank credit (Rs in crore)</b> | <b>%age to total bank credit</b> |
|-----------|-------------------|---------------------|--|------------------------------------|------------------------------------|----------------------------------|----------------------------------|
| <b>1</b>  | <b>2</b>          | <b>3</b>            | <b>4</b>                                 | <b>5</b>                           | <b>6</b>                           | <b>7</b>                         | <b>8</b>                         |
| 1         | Andhra Pradesh    | 7692                | 10                                       | 323460                             | 6.35                               | 355350                           | 9.47                             |
| 2         | Arunachal Pradesh | 88                  | 15                                       | 4969                               | 0.10                               | 1325                             | 0.04                             |
| 3         | Assam             | 1537                | 19                                       | 59449                              | 1.17                               | 23184                            | 0.62                             |
| 4         | Bihar             | 4384                | 23                                       | 128679                             | 2.53                               | 37057                            | 0.99                             |
| 5         | Jharkhand         | 2030                | 16                                       | 81553                              | 1.60                               | 27533                            | 0.73                             |
| 6         | Goa               | 468                 | 3  | 35050                              | 0.69                               | 9249                             | 0.25                             |
| 7         | Gujrat            | 5076                | 11                                       | 287464                             | 5.64                               | 192650                           | 5.13                             |
| 8         | Haryana           | 2755                | 9  | 135464                             | 2.66                               | 104453                           | 2.78                             |
| 9         | Himachal Pradesh  | 1105                | 6  | 36926                              | 0.72                               | 13124                            | 0.35                             |
| 10        | Jammu and Kashmir | 1061                | 11                                       | 45836                              | 0.90                               | 15908                            | 0.42                             |
| 11        | Karnatka          | 6495                | 16                                       | 384056                             | 7.54                               | 268660                           | 7.16                             |
| 12        | Kerala            | 4646                | 7  | 190465                             | 3.74                               | 140558                           | 3.75                             |
| 13        | Chhattisgarh      | 1456                | 17                                       | 61369                              | 1.20                               | 33811                            | 0.90                             |
| 14        | Madhya Pradesh    | 4475                | 15                                       | 158370                             | 3.11                               | 88937                            | 2.37                             |
| 15        | Maharashtra       | 8799                | 12                                       | 1496681                            | 29.39                              | 1273385                          | 33.93                            |
| 16        | Manipur           | 84                  | 31                                       | 3378                               | 0.07                               | 1229                             | 0.03                             |
| 17        | Meghalya          | 224                 | 13                                       | 10388                              | 0.20                               | 2654                             | 0.07                             |
| 18        | Mizoram           | 101                 | 10                                       | 3092                               | 0.06                               | 1300                             | 0.03                             |
| 19        | Nagaland          | 97                  | 20                                       | 5188                               | 0.10                               | 1475                             | 0.04                             |
| 20        | Orrissa           | 3095                | 13                                       | 114243                             | 2.24                               | 53904                            | 1.44                             |
| 21        | Punjab            | 3983                | 7  | 172622                             | 3.39                               | 138347                           | 3.69                             |
| 22        | Rajasthan         | 4529                | 14                                       | 140008                             | 2.75                               | 124514                           | 3.32                             |
| 23        | Sikkim            | 84                  | 7  | 3649                               | 0.07                               | 1266                             | 0.03                             |
| 24        | Tamil Nadu        | 6841                | 10                                       | 370498                             | 7.28                               | 430845                           | 11.48                            |
| 25        | Tripura           | 244                 | 14                                       | 9598                               | 0.19                               | 2887                             | 0.08                             |
| 26        | Uttaranchal       | 1324                | 7  | 54009                              | 1.08                               | 18828                            | 0.50                             |
| 27        | Uttar Pradesh     | 11184               | 17                                       | 411999                             | 8.09                               | 171011                           | 4.56                             |
| 28        | WestBengal        | 5673                | 15                                       | 363466                             | 7.14                               | 219143                           | 5.84                             |



**Table No.5.3 State -wise percentage of credit to deposits of scheduled commercial bank Dec.2010 and Dec.2011**

(Rs. in Crores)

| SN | State             | Last Friday of<br>(As on Dec.2010) |                      |                                  | Last Friday of<br>(As on Dec.2011) |                     |                                  |
|----|-------------------|------------------------------------|----------------------|----------------------------------|------------------------------------|---------------------|----------------------------------|
|    |                   | Deposits<br>(In Crore)             | Credit<br>(In Crore) | %age<br>of credit to<br>deposits | Deposits<br>in crores              | Credit<br>in crores | %age of<br>credit to<br>deposits |
| 1  | 2                 | 3                                  | 4                    | 5                                | 6                                  | 7                   | 8                                |
| 1  | Andhra Pradesh    | 292277                             | 321372               | 109.95                           | 323460                             | 355350              | 109.86                           |
| 2  | Arunachal Pradesh | 5422                               | 1220                 | 22.5                             | 4969                               | 1325                | 26.66                            |
| 3  | Assam             | 59101                              | 21053                | 35.62                            | 59449                              | 23184               | 39                               |
| 4  | Bihar             | 119153                             | 34568                | 29.01                            | 128679                             | 37057               | 28.80                            |
| 5  | Jharkhand         | 76198                              | 26697                | 35.04                            | 81553                              | 27533               | 33.76                            |
| 6  | Goa               | 32025                              | 9302                 | 29.05                            | 35050                              | 9249                | 26.39                            |
| 7  | Gujarat           | 261485                             | 173432               | 66.33                            | 287464                             | 192650              | 67.02                            |
| 8  | Haryana           | 129721                             | 92733                | 71.49                            | 135464                             | 104453              | 77.11                            |
| 9  | Himachal Pradesh  | 33004                              | 13055                | 39.56                            | 36926                              | 13124               | 33.54                            |
| 10 | Jammu and Kashmir | 40377                              | 15000                | 37.15                            | 45836                              | 15908               | 34.71                            |
| 11 | Karnataka         | 349009                             | 253121               | 72.53                            | 384056                             | 268660              | 69.95                            |
| 12 | kerala            | 170547                             | 122823               | 72.02                            | 190465                             | 140558              | 73.80                            |
| 13 | Chhatisgarh       | 57284                              | 29983                | 52.34                            | 61369                              | 33811               | 55.04                            |
| 14 | Madhya Pradesh    | 139575                             | 83302                | 59.68                            | 158370                             | 88937               | 56.16                            |
| 15 | Maharashtra       | 1471685                            | 1196639              | 81.31                            | 1496681                            | 1273385             | 85.08                            |
| 16 | Manipur           | 3537                               | 1159                 | 32.77                            | 3378                               | 1229                | 36.38                            |
| 17 | Meghalaya         | 9797                               | 2351                 | 24                               | 10388                              | 2654                | 25.55                            |
| 18 | Mizoram           | 2629                               | 1131                 | 43.02                            | 3092                               | 1300                | 42.04                            |
| 19 | Nagaland          | 5265                               | 1346                 | 25.57                            | 51.88                              | 1475                | 28.43                            |
| 20 | Orissa            | 103227                             | 52909                | 51.25                            | 114243                             | 53904               | 47.18                            |
| 21 | Punjab            | 153737                             | 118906               | 77.34                            | 172622                             | 138347              | 80.14                            |
| 22 | Rajasthan         | 1282297                            | 115474               | 90.01                            | 140008                             | 124574              | 88.98                            |
| 23 | Sikkim            | 3301                               | 1245                 | 37.71                            | 3649                               | 1260                | 34.53                            |
| 24 | Tamil Nadu        | 343635                             | 302128               | 87.92                            | 370498                             | 430845              | 116.29                           |
| 25 | Tripura           | 8731                               | 2739                 | 31.37                            | 9598                               | 2887                | 30.08                            |
| 26 | Uttar Pradesh     | 373634                             | 162890               | 43.60                            | 54009                              | 18829               | 34.86                            |
| 27 | Uttaranchal       | 49180                              | 17306                | 35.19                            | 471999                             | 171011              | 36.23                            |
| 28 | West Bengal       | 313348                             | 199582               | 63.69                            | 363466                             | 219143              | 60.29                            |

**BANK AND DEBT POSITION OF STATES**  
**Table No.5.4 State-wise net samll Savings Collections**

(Rs. in Crores)

| Sr.No. | Name of States    | Net amount (including P.P.F) collected through post offices |            |            |            |
|--------|-------------------|---|------------|------------|------------|
|        |                   | 2000-2001   | 2009-2010® | 2010-2011® | 2011-2012® |
| 1      | 2                 | 3   | 4          | 5          | 6          |
| 1      | Andhra Pradesh    | 1809.68   | 2283.37    | 1893.17    | 1204.60    |
| 2      | Assam             | 513.74  | 279.54     | 1007.19    | -34.18     |
| 3      | Arunachal Pradesh | 15.32   | 55.67      | 57.90      | 463.97     |
| 4      | Bihar             | 2210.29   | 2075.97    | 1968.44    | -1064.66   |
| 5      | Jharkhand         | -   | 1187.58    | 1255.06    | 3.66       |
| 6      | Gujarat           | 4281.25   | 3780.34    | 1760.95    | -625.72    |
| 7      | Goa               | 102.47  | 165.11     | 164.55     | 707.57     |
| 8      | Haryana           | 978.18  | 1107.48    | 834.88     | 67.05      |
| 9      | Himachal Pradesh  | 235.79  | 546.77     | 768.93     | -2717.25   |
| 10     | Jammu and Kashmir | 300.34  | 240.18     | 282.87     | 637.07     |
| 11     | Karnataka         | 1570.96   | 894.61     | 1013.42    | -2130.06   |
| 12     | Kerala            | 491.71  | -188.77    | 198.94     | -2655.12   |
| 13     | Madhya Pradesh    | 993.28  | 963.10     | 1285.25    | -53.58     |
| 14     | Chhattisgarh      | 363.68  | 300.18     | 418.10     | -35.21     |
| 15     | Maharashtra       | 4100.36   | 3063.96    | 3967.34    | 76.83      |
| 16     | Manipur           | 25.47   | -11.17     | -6.32      | -3.57      |
| 17     | Meghalya          | 33.07   | 58.49      | 81.89      | 0.55       |
| 18     | Mizoram           | 15.48   | 17.00      | 30.83      | -62.04     |
| 19     | Nagaland          | 8.66  | 7.62       | 17.06      | -125.45    |
| 20     | Orissa            | 545.10  | 1011.40    | 1127.79    | 816.70     |
| 21     | Punjab            | 2181.06   | 1731.56    | 560.10     | 214.02     |
| 22     | Rajasthan         | 2609.22   | -931.39    | -16.10     | -456.48    |
| 23     | Sikkim            | 12.70   | 4.52       | 35.70      | -5.78      |
| 24     | Tamil Nadu        | 1600.22   | 2016.94    | 799.13     | -735.41    |
| 25     | Tripura           | 138.27  | 133.23     | 172.38     | 16.85      |
| 26     | Uttar Pradesh     | 4042.99   | 4856.90    | 3988.22    | -1968.71   |
| 27     | Uttanchal         | 462.60  | 845.13     | 852.69     | -105.52    |
| 28     | West Bengal       | 6181.67   | 8985.38    | 8409.45    | -51.88     |

**Small Saving**  
**Table No.5.5 Small Savings Schemes in Punjab**

(Rs. in Thousand)

| SN | Name of Scheme                              | 1980-81 | 1990-91 | 2000-01   | 2009-10  | 2010-11  | 2011-12  |
|----|---|---------|---------|-----------|----------|----------|----------|
| 1  | 2   | 3       | 4       | 5         | 7        | 8        | 9        |
| 1  | Post of Saving Bank deposits                |         |         |           |          |          |          |
|    | i)Gross Receipts                            | 731523  | 1480735 | 4827438   | 30597890 | 43290849 | 41080900 |
|    | ii)Encashment                               | 580800  | 1287433 | 4442172   | 24498013 | 41270938 | 39765257 |
|    | ii)Net Receipts                             | 150723  | 193302  | 385266    | 6099877  | 2019941  | 1315643  |
| 2  | 10 Year Commulative Time Deposits           |         |         |           |          |          |          |
|    | i)Gross Receipts                            | 32341   | 16538   | 0.03      | -        | -        | -        |
|    | ii)Encashment                               | 15407   | 45162   | 0         | -        | -        | -        |
|    | iii)Net Receipts                            | 16394   | -28624  | 0.03      | -        | -        | -        |
| 3  | Five Year Post office Deposits              |         |         |           |          |          |          |
|    | i)Gross Receipts                            | 39936   | 411506  | 3598705   | 11029391 | 11958427 | 12343737 |
|    | ii)Encashment                               | 20745   | 272129  | 1136457   | 10617110 | 11038527 | 11558622 |
|    | iii)Net Receipts                            | 19191   | 139377  | 1862248   | 412281   | 919890   | 785115   |
| 4  | Post office time deposits                   |         |         |           |          |          |          |
|    | i)Gross Receipts                            | 200132  | 209926  | 4095167   | -        | -        | -        |
|    | ii)Encashment                               | 98279   | 227517  | 2308017   | -        | -        | -        |
|    | iii)Net Receipts                            | 101853  | -17591  | 1787150   | -        | -        | -        |
| 5  | National Saving Certificates II to V issue  |         |         |           |          |          |          |
|    | i)Gross Receipts                            | 147280  | 0       | 0         | -        | -        | -188240  |
|    | ii)Encashment                               | 23927   | 292     | 0         | -        | -15      | 2        |
|    | iii)Net Receipts                            | 123353  | -292    | 0         | -        | 15       | -188238  |
| 6  | Natonal Savings CertificatesVI to VII issue |         |         |           |          |          |          |
|    | i)Gross Receipts                            | 0       | 0       | 0         | -        | -        | 5331     |
|    | ii)Encashment                               | 0       | 104299  | 0         | 4803     | -1531    | 12794    |
|    | iii)Net Receipts                            | 0       | -104299 | 0         | -4803    | 1531     | -7463    |
| 7  | Public Provident Fund                       |         |         |           |          |          |          |
|    | i)Gross Receipts                            | 260     | 482014  | 4913417   | 3960770  | 5063374  | 5591596  |
|    | ii)Encashment                               | 3       | 2780    | 892570    | 1104600  | 3316000  | 1769769  |
|    | iii)Net Receipts                            | 257     | 449234  | 4020847   | 2856470  | 3747374  | 3821817  |
| 8  | N.S.C & Old Certificates                    |         |         |           |          |          |          |
|    | i)Gross Receipts                            | 0       | 0       | 0         | -        | 215      | 2909     |
|    | ii)Encashment                               | 10243   | 956802  | 19965     | -        | -        | 1570     |
|    | iii)Net Receipts                            | -10243  | -956802 | -19965    | -        | 215      | 1339     |
| 9  | Indra Vikas Patra                           |         |         |           |          |          |          |
|    | i)Gross Receipts                            | 0       | 771416  | 2875      | -        | -        | -81595   |
|    | ii)Encashment                               | 0       | 0       | (-)111921 | 80014    | -116860  | -811     |
|    | iii)Net Receipts                            | 0       | 771416  | -1116346  | -80014   | 116860   | -80784   |

**Small Saving**  
**Table No.5.5 Small Savings Schemes in Punjab**

(Rs. in Thousand)

| SN | Name of Scheme                             | 1980-81 | 1990-91 | 2000-01   | 2009-10  | 2010-11  | 2011-12  |
|----|--|---------|---------|-----------|----------|----------|----------|
| 1  | 2  | 3       | 4       | 5         | 7        | 8        | 9        |
| 10 | Monthly Income Scheme                      |         |         |           |          |          |          |
|    | i)Gross Receipts                           | 0       | 254701  | 6000462   | 19713219 | 18772833 | 9747599  |
|    | ii)Encashment                              | 0       | 25423   | 1154807   | 13041863 | 13913975 | 17305874 |
|    | iii)Net Receipts                           | 0       | 229278  | 4845655   | 6671356  | 4858858  | -7558275 |
| 11 | N.S.S.                                     |         |         |           |          |          |          |
|    | i)Gross Receipts                           | 0       | 637626  | 79027     | 122645   | -203362  | 76620    |
|    | i) Encashment                              | 0       | 6310    | 184408    | 124702   | 95268    | 153790   |
|    | iii)Net Receipts                           | 0       | 631316  | (-)105381 | -2057    | -298630  | -77170   |
| 12 | N.S.S (1992)                               |         |         |           |          |          |          |
|    | i) Gross Receipts                          | 0       | 0       | 8938      | 1657     | 2025     | 27013    |
|    | ii) Encashment                             | 0       | 0       | 12979     | 793      | 3895     | 77437    |
|    | iii)Net Receipts                           | 0       | 0       | (-)4041   | 864      | -1820    | -50424   |
| 13 | Kisan Vikas patre                          |         |         |           |          |          |          |
|    | i) Gross Receipts                          | -       | 1850411 | 15414010  | 9352847  | 7513545  | 2525226  |
|    | ii)Incashment                              | -       | 10614   | 6199690   | 7406852  | 9150868  | 6318578  |
|    | ii) Net Receipts                           | -       | 1339797 | 9214320   | 1946015  | -1636623 | -3793352 |
| 14 | National Saving                            |         |         |           |          |          |          |
|    | i)Gross Receipts                           | 147280  | 574290  | 4254686   | 3923090  | 3742809  | 4097135  |
|    | ii) Encashment                             | 23927   | 2377    | 1002650   | 5328919  | 4643735  | 4004813  |
|    | iii) Net Receipts                          | 121353  | 571913  | 3255036   | -1405829 | -900926  | 92322    |
| 15 | Deposit Scheme relating to Govt. Employees |         |         |           |          |          |          |
|    | 1Gross Receipts                            | -       | -       | -         | -        | -        | -        |
|    | 2Encashments                               | -       | -       | -         | -        | -        | -        |
|    | 3Net Receipts                              | -       | -       | -         | -        | -        | -        |
| 16 | Time Deposits 1-2-3-5                      |         |         |           |          |          |          |
|    | i)Gross Receipts                           | -       | -       | -         | 21931357 | 19115111 | 16670052 |
|    | ii)Encashmentps                            | -       | -       | -         | 18544869 | 25955806 | 19557024 |
|    | iii)Net Receipts                           | -       | -       | -         | 3386488  | -6840695 | -2886972 |
| 17 | 5 year cumulative time deposits            |         |         |           |          |          |          |
|    | i)Gross Receipts                           | -       | -       | -         | -        | -        | -        |
|    | ii)Encashment                              | -       | -       | -         | -        | -        | -        |
|    | iii)Net Receipts                           | -       | -       | -         | -        | -        | -        |
| 18 | Sr. Citizens Saving Schemes                |         |         |           |          |          |          |
|    | i)Gross Receipts                           | -       | -       | -         | 3920394  | 19115111 | 1449741  |
|    | ii)Encashment                              | -       | -       | -         | 1481778  | 25955806 | 2972656  |
|    | iii)Net Receipts                           | -       | -       | -         | 2438616  | -6840695 | -1522915 |