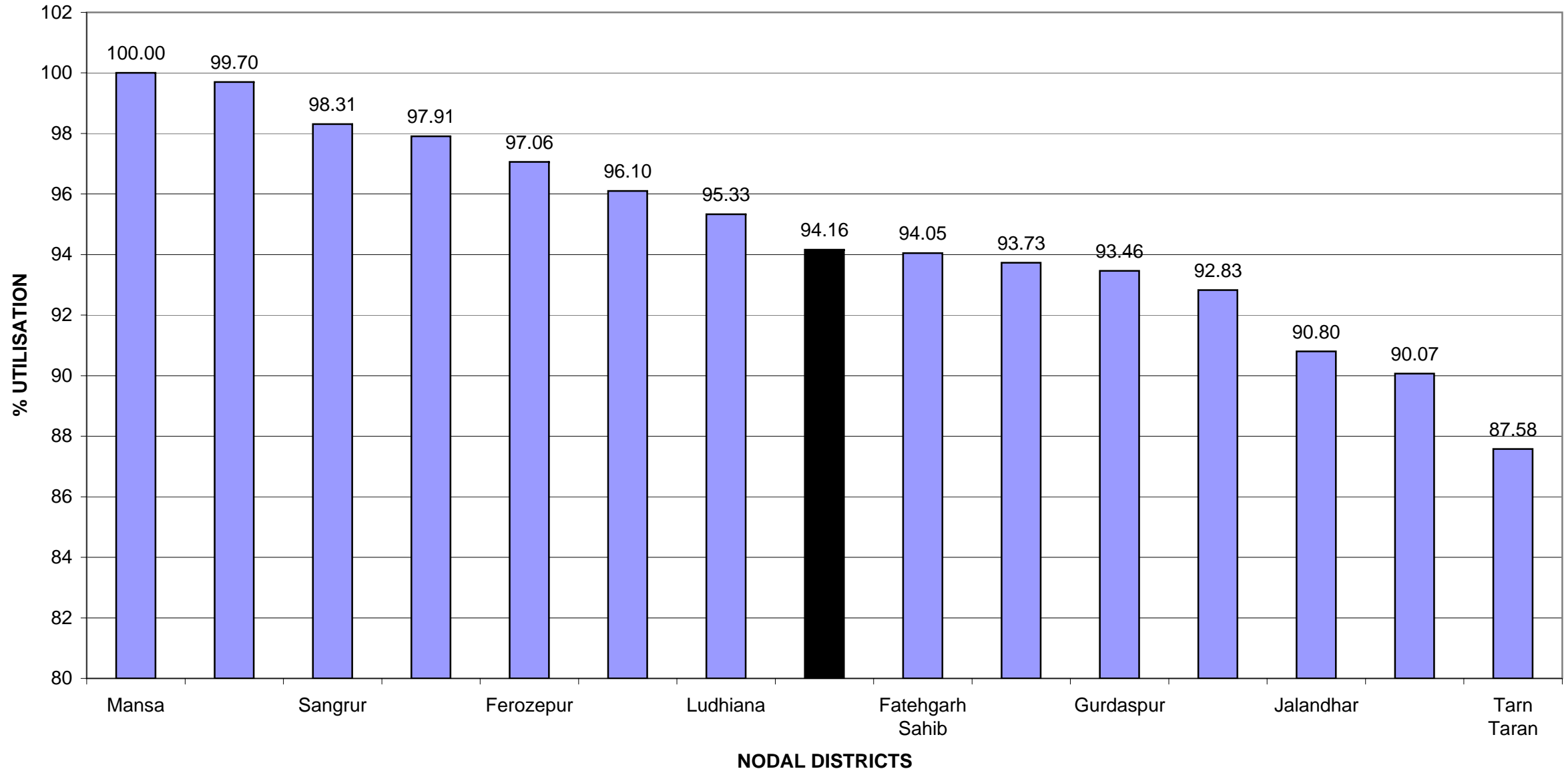
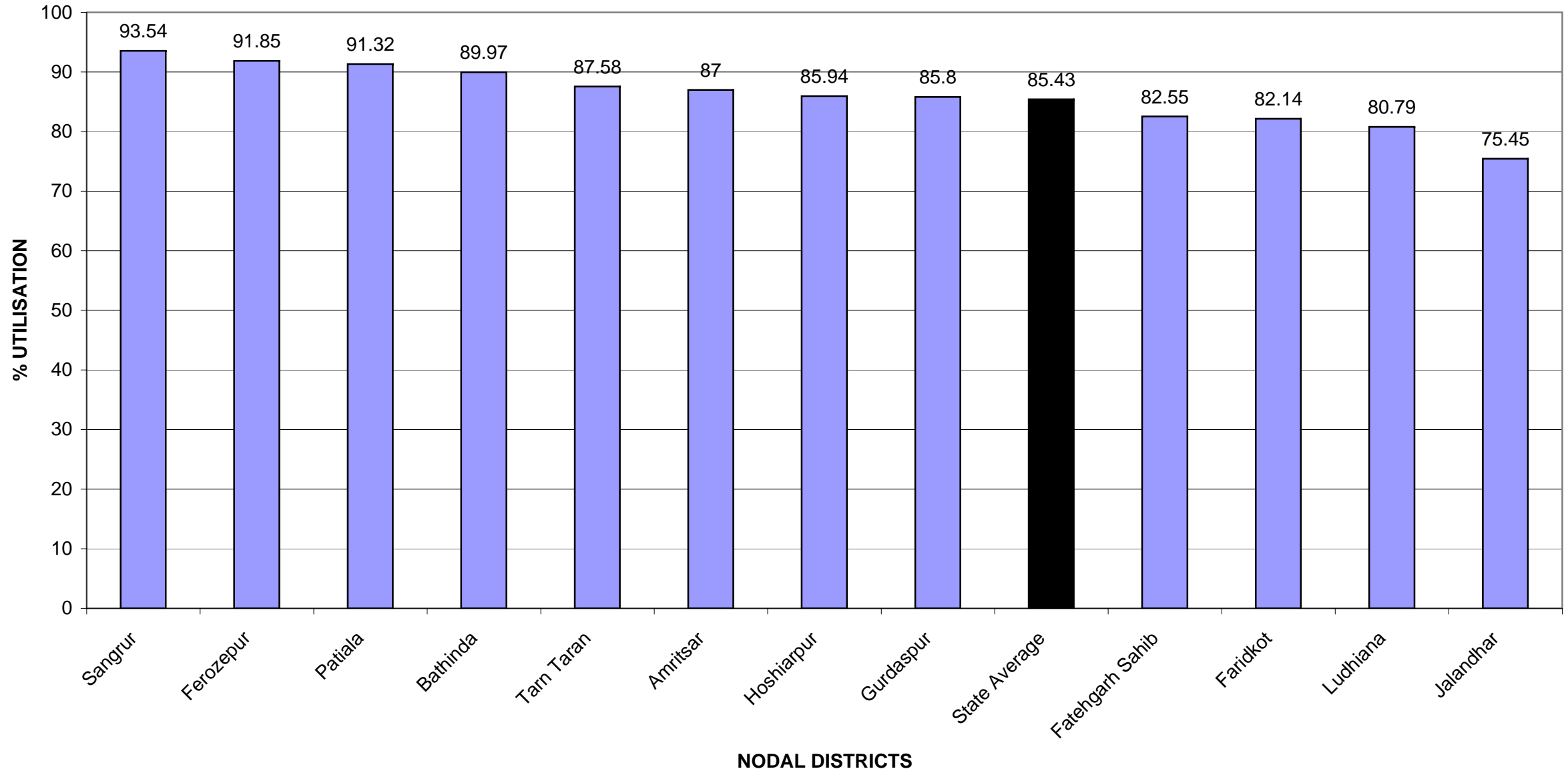


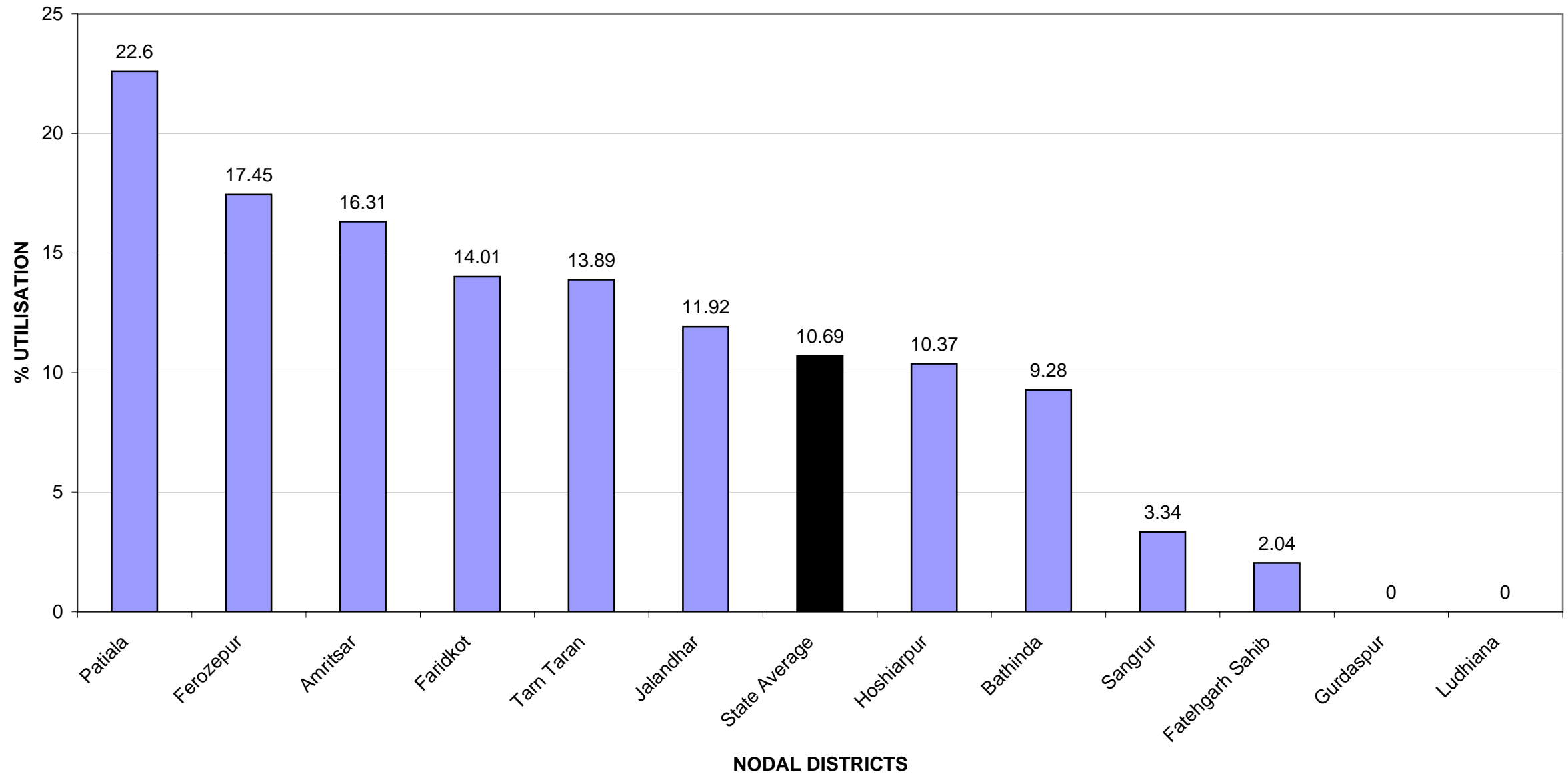
ITEM 2.1%AGE UTILISATION OF FUNDS UPTO 31-5-2009 SITTING/EX MPs BOTH LS AND RS SINCE INCEPTION(1993-1994)



ITEM 5.1 (A) %AGE UTILISATION OF FUNDS **UPTO 31-5-2009** NODAL DISTRICT WISE- FOR SITTING MPs BOTH LS AND RS



ITEM 5.1(B)%AGE UTILISATION OF FUNDS DURING MAY 2009-NODAL DISTRICT WISE-FOR SITTING MPs BOTH LS AND RS



SN	Constituency	Installments not released by Govt. of India	Reasons of non-release			
		2008-09 (IInd)	Unsanctioned balance >50 lakh	Unspent Balance >100 lakh	UC pending	Audit certificate pending
1	Jalandhar	1	No	Yes	2007-08	2006-07
2	Phillaur	1	No	No	2007-08	2006-07
	Total	2				

SN.	Name - Rajya Sabha MP	Installments not released by GOI					Reasons of non-release			
		2006-07 (IInd)	2007-08 (Ist)	2007-08 (IInd)	2008-09 (Ist)	2008-09 (IInd)	Unsanctioned balance >50 lakh	Unspent Balance >100 lakh	UC pending	Audit certificate pending
1	Sh. Raj Mohinder Singh (Amritsar)					1	No	No	2007-08	2006-07
2	Sh. Ashwani Kumar (Gurdaspur)	1	1	1	1	1	No	Yes	2005-06 2006-07 2007-08	2004-05 2005-06 2006-07
3	Sh. Dharam Pal Sabarwal (Hoshiarpur)			1	1	1	No	Yes	2006-07 2007-08	
4	Sh. Naresh Gujral (Jalandhar)					1	No	Yes	2007-08	2006-07
	Total	1	1	2	2	4				

SN	Nodal District	Funds available					Actual Expenditure					Unutilised funds (Col 7-Col 12)	% age utilisation of funds Col.(12/7)	Rank
		Sitting Lok Sabha	Sitting Rajya Sabha	Previous Lok Sabha	Retired Rajya Sabha	Total	Sitting Lok Sabha	Sitting Rajya Sabha	Previous Lok Sabha	Retired Rajya Sabha	Total			
1	2	3	4	5	6	7	8	9	10	11	12	13	14	15
1	Amritsar	2406.01	839.98	3026.03	500.46	6772.48	2077.92	746.11	3023.03	500.46	6347.52	424.96	93.73	9
2	Bathinda	1027.68	0.00	1618.61	0.00	2646.29	924.60	0.00	1618.61	0.00	2543.21	103.08	96.10	6
3	Faridkot	1283.18	0.00	1364.46	660.31	3307.95	1053.99	0.00	1360.57	656.22	3070.78	237.17	92.83	11
4	Ferozepur	1019.93	0.00	1624.20	395.00	3039.13	936.76	0.00	1617.92	395.00	2949.68	89.45	97.06	5
5	Gurdaspur	992.64	963.00	1549.09	750.51	4255.24	901.65	776.22	1549.09	750.11	3977.07	278.17	93.46	10
6	Hoshiarpur	1042.19	2777.36	1622.78	0.00	5442.33	945.98	2336.72	1619.37	0.00	4902.07	540.26	90.07	13
7	Jalandhar	1939.42	419.33	3167.64	1016.95	6543.34	1554.48	225.10	3144.61	1016.95	5941.14	602.20	90.80	12
8	Ludhiana	1036.18	0.00	1644.58	1951.50	4632.26	837.08	0.00	1629.38	1949.50	4415.96	216.30	95.33	7
9	Patiala	1010.98	0.00	1625.10	1974.33	4610.41	923.22	0.00	1625.10	1965.58	4513.90	96.51	97.91	4
10	Sangrur	1026.46	0.00	1631.62	1254.02	3912.10	960.19	0.00	1631.62	1254.02	3845.83	66.27	98.31	3
11	Fatehgarh Sahib	1046.69	0.00	1630.70	1204.01	3881.40	864.06	0.00	1606.10	1180.12	3650.28	231.12	94.05	8
12	Mansa	0.00	0.00	0.00	806.16	806.16	0.00	0.00	0.00	806.16	806.16	0.00	100.00	1
13	Mukatsar	0.00	0.00	0.00	813.88	813.88	0.00	0.00	0.00	811.46	811.46	2.42	99.70	2
14	Tarn Taran	0.00	1068.66	0.00	0.00	1068.66	0.00	935.97	0.00	0.00	935.97	132.69	87.58	14
	Total	13831.36	6068.33	20504.81	11327.13	51731.63	11979.93	5020.12	20425.40	11285.58	48711.03	3020.60	94.16	

SN.	Nodal District	Works Sanctioned					Works Completed					Pending Works (col.7-12)	%age of works completed Col.(12/7)	Rank
		Sitting Lok Sabha	Sitting Rajya Sabha	Previous Lok Sabha	Retd. Rajya Sabha	Total	Sitting Lok Sabha	Sitting Rajya Sabha	Previous Lok Sabha	Retd. Rajya Sabha	Total			
1	2	3	4	5	6	7	8	9	10	11	12	13	14	15
1	Amritsar	1761	514	3581	308	6164	716	218	3577	308	4819	1345	78.18	13
2	Bathinda	1002	0	2209	0	3211	634	0	2209	0	2843	368	88.54	10
3	Faridkot	1122	0	3405	254	4781	968	0	3397	251	4616	165	96.55	5
4	Ferozepur	588	0	1858	134	2580	546	0	1849	134	2529	51	98.02	3
5	Gurdaspur	997	975	1882	703	4557	846	622	1882	696	4046	511	88.79	9
6	Hoshiarpur	1390	1437	3905	0	6732	989	890	3895	0	5774	958	85.77	12
7	Jalandhar	1712	183	6542	708	9145	965	117	6514	705	8301	844	90.77	7
8	Ludhiana	933	0	1682	762	3377	592	0	1667	759	3018	359	89.37	8
9	Patiala	452	0	1888	2081	4421	251	0	1888	2070	4209	212	95.20	6
10	Sangrur	1419	0	2471	1200	5090	1286	0	2471	1200	4957	133	97.39	4
11	Fatehgarh Sahib	1907	0	3424	1610	6941	1082	0	3365	1608	6055	886	87.24	11
12	Mansa	0	0	0	983	983	0	0	0	983	983	0	100.00	1
13	Mukatsar	0	0	0	766	766	0	0	0	761	761	5	99.35	2
14	TarnTaran	0	406	0	0	406	0	145	0	0	145	261	35.71	14
Total		13283	3515	32847	9509	59154	8875	1992	32714	9475	53056	6098	89.69	

SN	Nodal District	Total Funds available	Funds sanctioned	Actual Expenditure	Unutilised/ Unspent Balance (col.3 -col.5)	%age utilisation over funds available (col.5 over col.3)
1	2	3	4	5	6	7
1	Amritsar	3026.03	3026.03	3023.03	3.00	99.90
1.1	Amritsar Constituency	1412.01	1412.01	1411.01	1.00	99.93
1.2	Taran Tarn Constituency	1614.02	1614.02	1612.02	2.00	99.88
2	Bathinda	1618.61	1618.61	1618.61	0.00	100.00
3	Faridkot	1364.46	1364.46	1360.57	3.89	99.71
4	Ferozepur	1624.20	1624.20	1617.92	6.28	99.61
5	Gurdaspur	1549.09	1549.09	1549.09	0.00	100.00
6	Hoshiarpur	1622.78	1622.78	1619.37	3.41	99.79
7	Jalandhar	3167.64	3167.64	3144.61	23.03	99.27
7.1	Jalandhar Constituency	1592.38	1592.38	1586.98	5.40	99.66
7.2	Phillaur Constituency	1575.26	1575.26	1557.63	17.63	98.88
8	Ludhiana	1644.58	1644.58	1629.38	15.20	99.08
9	Patiala	1625.10	1625.10	1625.10	0.00	100.00
10	Ropar	1630.70	1630.70	1606.10	24.60	98.49
11	Sangrur	1631.62	1631.62	1631.62	0.00	100.00
	Grand Total	20504.81	20504.81	20425.40	79.41	99.61

SN	Nodal District	Works sanctioned		Works completed		Works under progress		UC's received	
		No.	Cost	No.	Cost	No.	Cost	No.	Cost
<i>1</i>	<i>2</i>	<i>3</i>	<i>4</i>	<i>5</i>	<i>6</i>	<i>7</i>	<i>8</i>	<i>9</i>	<i>10</i>
<i>1</i>	<i>Amritsar</i>	<i>3581</i>	<i>3026.03</i>	<i>3577</i>	<i>3023.03</i>	<i>4</i>	<i>3.00</i>	<i>3577</i>	<i>3023.03</i>
1.1	Amritsar Constituency	1557	1412.01	1556	1411.01	1	1.00	1556	1411.01
1.2	Taran Tarn	2024	1614.02	2021	1612.02	3	2.00	2021	1612.02
2	Bathinda	2209	1618.61	2209	1618.61	0	0.00	2209	1618.61
3	Faridkot	3405	1364.46	3397	1359.37	8	5.09	3397	1359.37
4	Ferozepur	1858	1624.20	1849	1614.44	9	9.76	1828	1613.88
5	Gurdaspur	1882	1549.09	1882	1549.09	0	0.00	1852	1521.40
6	Hoshiarpur	3905	1622.78	3895	1614.03	10	8.75	3895	1614.03
<i>7</i>	<i>Jalandhar</i>	<i>6542</i>	<i>3167.64</i>	<i>6514</i>	<i>3144.61</i>	28	<i>23.03</i>	<i>6514</i>	<i>3144.61</i>
7.1	Jalandhar Constituency	2489	1592.38	2478	1586.98	11	5.40	2478	1586.98
7.2	Phillaur Constituency	4053	1575.26	4036	1557.63	17	17.63	4036	1557.63
8	Ludhiana	1682	1644.58	1667	1629.38	15	15.20	1667	1629.38
9	Patiala	1888	1625.10	1888	1625.10	0	0.00	1888	1625.10
10	Ropar	3424	1630.70	3365	1589.25	59	41.45	3365	1589.25
11	Sangrur	2471	1631.62	2471	1631.62	0	0	2471	1631.62
	Grand Total	32847	20504.81	32714	20398.53	133	106.28	32663	20370.28

SN	Nodal District	Total Funds Recd by the MP	Funds distributed to successor MPs	Funds to be distributed	Total Funds Sanctioned by the MP Col. {3-(4+5)}	Actual Exp.	Unspent Balance Col.(6-7)	%age utilisation over funds available Col. (7/6)
1	2	3	4	5	6	7	8	9
1	Amritsar - Sh.Raj Mohinder Singh	500.46	0.00	0.00	500.46	500.46	0.00	100.00
2	Jalandhar							
2.1	Sh. Balbir Singh	438.80	55.04	0.00	383.76	383.76	0.00	100.00
2.2	Sh. Iqbal Singh	340.94	59.79	0.00	281.15	281.15	0.00	100.00
2.3	Sh. Barjinder Singh Hamdard	354.38	2.34	0.00	352.04	352.04	0.00	100.00
Total		1134.12	117.17	0.00	1016.95	1016.95	0.00	100.00
3	Ludhiana							
3.1	Sh. Jagir Singh Dard	426.18	23.18	0.25	402.75	400.75	2.00	99.50
3.2	Sh. Mohinder Singh Kalyan	489.97	36.97	0.00	453.00	453.00	0.00	100.00
3.3	Sh.Lajpat Rai	1218.34	122.59	0.00	1095.75	1095.75	0.00	100.00
Total		2134.49	182.74	0.25	1951.50	1949.50	2.00	99.90
4	Patiala							
4.1	Sh. Vinod Sharma	414.26	16.34	0.00	397.92	395.92	2.00	99.50
4.2	Sh. Surinder Kumar Singla	389.46	38.59	0.00	350.87	350.87	0.00	100.00
4.3	Sh. Gurchran Singh Tohra	1250.60	23.13	1.93	1225.54	1218.79	6.75	99.45
Total		2054.32	78.06	1.93	1974.33	1965.58	8.75	99.56

SN	Nodal District	Total Funds Recd by the MP	Funds distributed to successor MPs	Funds to be distributed	Total Funds Sanctioned by the MP Col. {3-(4+5)}	Actual Exp.	Unspent Balance Col.(6-7)	%age utilisation over funds available Col. (7/6)
1	2	3	4	5	6	7	8	9
5	Ferozepur - Sh. Virendera Kataria	395.00	0.00	0.00	395.00	395.00	0.00	100.00
6	Gurdaspur							
6.1	Sh. Bhupinder Singh Mann	212.81	9.70	0.00	203.11	203.11	0.00	100.00
6.2	Smt. Sukhbans Kaur Bhinder	558.87	11.47	0.00	547.40	547.00	0.40	99.93
	Total	771.68	21.17	0.00	750.51	750.11	0.40	99.95
7	Mansa - Sh. Balwinder Singh Bhunder	847.15	40.99	0.00	806.16	806.16	0.00	100.00
8	Fatehgarh Sahib - Sh.Sukhdev Singh Libra	1257.13	53.12	0.00	1204.01	1180.12	23.89	98.02
9	Sangrur - Sh.Sukhdev Singh Dhindsa	1264.31	10.29	0.00	1254.02	1254.02	0.00	100.00
10	Faridkot - Smt.Gurcharan Kaur	679.80	19.47	0.02	660.31	656.22	4.09	99.38
11	Mukatsar - Sh.Sukhbir Singh Badal	834.70	0.00	20.82	813.88	811.46	2.42	99.70
Grand Total		11873.16	523.01	23.02	11327.13	11285.58	41.55	99.63

SN	Nodal District	Works sanctioned		Works completed		Works under progress		UC's received	
		No.	Cost	No.	Cost	No.	Cost	No.	Cost
<i>1</i>	<i>2</i>	<i>3</i>	<i>4</i>	<i>5</i>	<i>6</i>	<i>7</i>	<i>8</i>	<i>9</i>	<i>10</i>
1	Amritsar- Sh.Raj Mohinder Singh	308	500.46	308	500.46	0	0.00	308	500.46
2	Jalandhar								
2.1	Sh. Balbir Singh	301	383.76	298	381.76	3	2.00	298	381.76
2.2	Sh. Iqbal Singh	187	281.15	187	281.15	0	0.00	187	281.15
2.3	Sh. Barjinder Singh Hamdard	220	352.04	220	352.04	0	0.00	220	352.04
	Total	708	1016.95	705	1014.95	3	2.00	705	1014.95
3	Ludhiana								
3.1	Sh. Jagir Singh Dard	289	402.75	287	400.75	2	2.00	287	400.75
3.2	Sh. Mohinder Singh Kalyan	153	453.00	152	448.00	1	5.00	152	448.00
3.3	Sh.Lajpat Rai	320	1095.75	320	1095.75	0	0.00	320	1095.75
	Total	762	1951.50	759	1944.50	3	7.00	759	1944.50
4	Patiala								
4.1	Sh. Vinod Sharma	259	397.92	258	395.92	1	2.00	258	395.92
4.2	Sh. Surinder Kumar Singla	404	350.87	404	350.87	0	0.00	404	350.87
4.3	Sh. Gurchran Singh Tohra	1418	1225.54	1408	1218.79	10	6.75	1408	1218.79
	Total	2081	1974.33	2070	1965.58	11	8.75	2070	1965.58

SN	Nodal District	Works sanctioned		Works completed		Works under progress		UC's received	
		No.	Cost	No.	Cost	No.	Cost	No.	Cost
1	2	3	4	5	6	7	8	9	10
5	Ferozepur - Sh. Virendera Kataria	134	395.00	134	395.00	0	0.00	134	395.00
6	Gurdaspur								
6.1	Sh. Bhupinder Singh Mann	206	203.11	206	203.11	0	0.00	206	203.11
6.2	Smt. Sukhbans Kaur Bhinder	497	547.40	490	533.40	7	14.00	419	463.90
	Total	703	750.51	696	736.51	7	14.00	625	667.01
7	Mansa - Sh. Balwinder Singh Bhunder	983	806.16	983	806.16	0	0.00	960	790.46
8	Fatehgarh Sahib* - Sh.Sukhdev Singh Libra	1610	1204.01	1608	1178.37	2	25.64	1608	1178.37
9	Sangrur** - Sh.Sukhdev Singh Dhindsa	1200	1254.02	1200	1254.02	0	0.00	1200	1254.02
10	Faridkot - Smt.Gurcharan Kaur	254	660.31	251	656.22	3	4.09	246	648.55
11	Mukatsar*** - Sh.Sukhbir Singh Badal	766	813.88	761	810.44	5	3.44	761	810.44
	Grand Total	9509	11327.13	9475	11262.21	34	64.92	9376	11169.34

* 59 works discontinued.excluded

** 68 woks discontinued of Rs.73.03 lac are excluded.

***Included two discontinued works.

SN	Nodal District	Total Fund available	Sanction				Actual Expenditure				Unsanctioned/Unspent			Performance During May, 2009	
			Upto previous month 30/4/09	During current month 31/5/09 Col (6-4)	Upto current month 31/5/09	% age of funds sanctioned Col (6/3)	Upto previous month 30/4/09	During current month 31/5/09 Col (10-8)	Upto current month 31/5/09	%age utilisation Col(10/3)	Unsanctioned Balance - Col (3-6)	Total Unspent Balance Col (3-10)	Unspent with the Executing Agencies as on 31/5/09 - Col (13-12) =(6-10)	Unspent with the Executing Agencies as on 30/4/09 - Col (14+9-5) =(4-8)	%age of Funds spent during May, 09 - Col (9/15)
1	2	3	4	5	6	7	8	9	10	11	12	13	14	15	16
	Amritsar														
1	Sh.Navjot Singh Sidhu, LS (Amritsar)	1341.14	1341.14	0.00	1341.14	100.00	1194.07	2.57	1196.64	89.23	0.00	<u>144.50</u>	144.50	147.07	1.75
2	Dr.Rattan Singh Ajnala,LS (Tarn Taran)	1064.87	1064.56	0.00	1064.56	99.97	868.30	12.98	881.28	82.76	0.31	<u>183.59</u>	183.28	196.26	6.61
3	Sh.Rajmohinder Singh, RS	839.98	834.65	0.00	834.65	99.37	680.52	65.59	746.11	88.82	5.33	93.87	88.54	154.13	42.55
<i>Total</i>		<i>3245.99</i>	<i>3240.35</i>	<i>0.00</i>	<i>3240.35</i>	<i>99.83</i>	<i>2742.89</i>	<i>81.14</i>	<i>2824.03</i>	<i>87.00</i>	<i>5.64</i>	<i>421.96</i>	<i>416.32</i>	<i>497.46</i>	<i>16.31</i>
4	Bathinda -Smt. Paramjit Kaur, LS	1027.68	1027.27	0.00	1027.27	99.96	914.10	10.50	924.60	89.97	0.41	<u>103.08</u>	102.67	113.17	9.28
5	Faridkot -Sh. Sukhbir Singh Badal, LS	1283.18	1263.88	0.00	1263.88	98.50	1019.78	34.21	1053.99	82.14	19.30	<u>229.19</u>	209.89	244.10	14.01
6	Ferozepur -Sh. Zora Singh Mann, LS	1019.93	1016.15	0.00	1016.15	99.63	919.98	16.78	936.76	91.85	3.78	83.17	79.39	96.17	17.45
Gurdaspur															
7	Sh. Vinod Khanna, LS	992.64	991.32	0.00	991.32	99.87	901.65	0.00	901.65	90.83	1.32	90.99	89.67	89.67	0.00
8	Sh.Ashwani Kumar, RS	963.00	928.52	0.00	928.52	96.42	776.22	0.00	776.22	80.60	34.48	<u>186.78</u>	152.30	152.30	0.00
<i>Total</i>		<i>1955.64</i>	<i>1919.84</i>	<i>0.00</i>	<i>1919.84</i>	<i>98.17</i>	<i>1677.87</i>	<i>0.00</i>	<i>1677.87</i>	<i>85.80</i>	<i>35.80</i>	<i>277.77</i>	<i>241.97</i>	<i>241.97</i>	<i>0.00</i>

SN	Nodal District	Total Fund available	Sanction				Actual Expenditure				Unsanctioned/Unspent			Performance During May, 2009	
			Upto previous month 30/4/09	During current month 31/5/09 Col (6-4)	Upto current month 31/5/09	% age of funds sanctioned Col (6/3)	Upto previous month 30/4/09	During current month 31/5/09 Col (10-8)	Upto current month 31/5/09	%age utilisation Col(10/3)	Unsanctioned Balance - Col (3-6)	Total Unspent Balance Col (3-10)	Unspent with the Executing Agencies as on 31/5/09 - Col (13-12) = (6-10)	Unspent with the Executing Agencies as on 30/4/09 - Col (14+9-5) = (4-8)	%age of Funds spent during May, 09 - Col (9/15)
1	2	3	4	5	6	7	8	9	10	11	12	13	14	15	16
	Hoshiarpur														
9	Sh.Avinash Rai Khanna, LS	1042.19	1042.03	0.00	1042.03	99.98	935.98	10.00	945.98	90.77	0.16	96.21	96.05	106.05	9.43
10	Sh. Dharampal Sabharwal, RS	764.98	762.74	0.00	762.74	99.71	536.28	20.00	556.28	72.72	2.24	<u>208.70</u>	206.46	226.46	8.83
11	Smt. Ambika Soni, RS	955.00	946.99	0.00	946.99	99.16	830.34	10.30	840.64	88.03	8.01	<u>114.36</u>	106.35	116.65	8.83
12	Sh.Varinder Singh Bajwa, RS	1057.38	1057.37	0.00	1057.37	100.00	919.20	20.60	939.80	88.88	0.01	<u>117.58</u>	117.57	138.17	14.91
	<i>Total</i>	<i>3819.55</i>	<i>3809.13</i>	<i>0.00</i>	<i>3809.13</i>	<i>99.73</i>	<i>3221.80</i>	<i>60.90</i>	<i>3282.70</i>	<i>85.94</i>	<i>10.42</i>	<i>536.85</i>	<i>526.43</i>	<i>587.33</i>	<i>10.37</i>
	Jalandhar														
13	Sh.RanaGurjit Singh,LS (Jalandhar)	953.70	952.09	0.00	952.09	99.83	662.73	5.08	667.81	70.02	1.61	<u>285.89</u>	284.28	289.36	1.76
14	Sh. Charanjit Singh Attwal, LS (Phillaur)	985.72	980.19	0.00	980.19	99.44	886.67	0.00	886.67	89.95	5.53	99.05	93.52	93.52	0.00
15	Sh. Naresh Gujral, RS (Jalandhar)	419.33	413.25	0.00	413.25	98.55	153.60	71.50	225.10	53.68	6.08	<u>194.23</u>	188.15	259.65	27.54
	<i>Total</i>	<i>2358.75</i>	<i>2345.53</i>	<i>0.00</i>	<i>2345.53</i>	<i>297.82</i>	<i>1703.00</i>	<i>76.58</i>	<i>1779.58</i>	<i>75.45</i>	<i>13.22</i>	<i>579.17</i>	<i>565.95</i>	<i>642.53</i>	<i>11.92</i>

SN	Nodal District	Total Fund available	Sanction				Actual Expenditure				Unsanctioned/Unspent			Performance During May, 2009	
			Upto previous month 30/4/09	During current month 31/5/09 Col (6-4)	Upto current month 31/5/09	% age of funds sanctioned Col (6/3)	Upto previous month 30/4/09	During current month 31/5/09 Col (10-8)	Upto current month 31/5/09	%age utilisation Col(10/3)	Unsanctioned Balance - Col (3-6)	Total Unspent Balance Col (3-10)	Unspent with the Executing Agencies as on 31/5/09 - Col (13-12) =(6-10)	Unspent with the Executing Agencies as on 30/4/09 - Col (14+9-5) =(4-8)	%age of Funds spent during May, 09 - Col (9/15)
1	2	3	4	5	6	7	8	9	10	11	12	13	14	15	16
16	Ludhiana-Sh. Sharanjit Singh Dhillon, LS	1036.18	1030.43	0.00	1030.43	99.45	837.08	0.00	837.08	80.79	5.75	<u>199.10</u>	193.35	193.35	0.00
17	Patiala-Smt. Preneet Kaur, LS	1010.98	1009.84	0.00	1009.84	99.89	897.93	25.29	923.22	91.32	1.14	87.76	86.62	111.91	22.60
18	Sangrur-Sh. Sukhdev Singh Dhindsa, LS	1026.46	1018.01	0.00	1018.01	99.18	958.19	2.00	960.19	93.54	8.45	66.27	57.82	59.82	3.34
19	Fatehgarh Sahib-Sh. Sukhdev Singh Libra, LS(Ropar)	1046.69	1008.09	0.00	1008.09	96.31	861.06	3.00	864.06	82.55	38.60	<u>182.63</u>	144.03	147.03	2.04
20	Taran Tarn-Sh.Manohar Singh Gill, RS	1068.66	1024.45	0.00	1024.45	95.86	921.70	14.27	935.97	87.58	44.21	<u>132.69</u>	88.48	102.75	13.89
Grand Total		19899.69	19712.97	0.00	19712.97	99.06	16675.38	324.67	17000.05	85.43	186.72	2899.64	2712.92	3037.59	10.69

SN	Nodal District	Works sanctioned		Works completed		Works under progress		UC's received	
		No.	Cost	No.	Cost	No.	Cost	No.	Cost
1	2	3	4	5	6	7	8	9	10
1	Amritsar								
1.1	Sh.Navjot Singh Sidhu, LS (Amritsar)	901	1341.14	477	719.64	424	621.50	477	719.64
1.2	Dr.Rattan Singh Ajnala,LS	860	1064.56	239	302.04	621	762.52	239	302.04
1.3	Sh.Rajmohinder Singh, RS	514	834.65	218	365.64	296	469.01	218	365.64
	Total	2275	3240.35	934	1387.32	1341	1853.03	934	1387.32
2	Bathinda- Smt. Paramjit Kaur, LS	1002	1027.27	634	690.61	368	336.66	634	690.61
3	Faridkot- Sh. Sukhbir Singh Baddal, LS	1122	1263.88	968	1053.99	154	209.89	887	782.55
4	Ferozepur- Sh. Zora Singh Mann, LS	588	1016.15	546	893.15	42	123.00	489	769.09
5	Gurdaspur								
5.1	Sh. Vinod Khanna, LS	997	991.32	846	792.95	151	198.37	698	605.83
5.2	Sh. Ashwani Kumar,RS	975	928.52	622	623.57	353	304.95	575	578.79
	Total	1972	1919.84	1468	1416.52	504	503.32	1273	1184.62
6	Hoshiarpur								
6.1	Sh.Avinash Rai Khanna, LS	1390	1042.03	989	628.88	401	413.15	989	628.88
6.2	Sh. Dharampal Sabharwal, RS	142	762.74	60	393.27	82	369.47	60	393.27
6.3	Smt. Ambika Soni, RS	509	946.99	254	487.90	255	459.09	254	487.90
6.4	Sh.Varinder Singh Bajwa, RS	786	1057.37	576	559.67	210	497.70	576	559.67
	Total	2827	3809.13	1879	2069.72	948	1739.41	1879	2069.72

SN	Nodal District	Works sanctioned		Works completed		Works under progress		UC's received	
		No.	Cost	No.	Cost	No.	Cost	No.	Cost
1	2	3	4	5	6	7	8	9	10
7	Jalandhar								
7.1	Sh.RanaGurjit Singh,LS (Jalandhar)	733	952.09	252	375.95	481	576.14	252	375.95
7.2	Sh. Charanjit Singh Attwal, LS (Phillaur)	979	980.19	713	617.05	266	363.14	713	617.05
7.3	Sh. Naresh Gujral, RS (Jalandhar)	183	413.25	117	159.37	66	253.88	117	159.37
Total		1895	2345.53	1082	1152.37	813	1193.16	1082	1152.37
8	Ludhiana -Sh. Sharanjit Singh Dhillon, LS	933	1030.43	592	627.88	341	402.55	592	627.88
9	Patiala -Smt. Preneet Kaur, LS	452	1009.84	251	566.30	201	443.54	251	566.30
10	Sangrur -Sh. Sukhdev Singh Dhindsa, LS	1419	1018.01	1286	893.19	133	124.82	1286	893.19
11	Fatehgarh Sahib -Sh. Sukhdev Singh Libra, LS(Ropar)	1907	1008.09	1082	594.06	825	414.03	1066	586.21
12	Tarn Taran -Sh.Manohar Singh Gill, RS	406	1024.45	145	433.08	261	591.37	145	433.08
Grand Total		16798	19712.97	10867	11778.19	5931	7934.78	10518	11142.94

SN	Nodal District	Actual Works		Works Uploaded Out of col. 3	Works uploaded Excess/Less (5-3)	%age of Works Uploaded (col. 5/3)	Complete works placed on website out of col. 4	%age of complete works placed on website(col.7/4)
		Sanctioned	Completed					
1	2	3	4	5	6	7	8	9
1	Amritsar	6164	4788	5991	-173	97.19	4394	91.77
2	Faridkot	4680	4531	4725	45	100.96	4526	99.89
3	Sangrur	5334	4949	5265	-69	98.71	4945	99.92
4	Muktsar	766	761	766	0	100.00	761	100.00
5	Taran Tarn	403	144	366	-37	90.82	144	100.00
6	Bathinda	3211	2838	3211	0	100.00	2838	100.00
7	Fatehgarh Sahib(Ropar)	7099	6002	7099	0	100.00	5947	99.08
8	Jalandhar	9149	8204	8690	-459	94.98	7818	95.29
9	Hoshiarpur	6758	5766	6749	-9	99.87	5726	99.31
10	Mansa	983	983	983	0	100.00	983	100.00
11	Gurdaspur	4557	4025	4413	-144	96.84	3473	86.29
12	Firozpur	2581	2522	2580	-1	99.96	2466	97.78
13	Ludhiana	3383	3012	3194	-189	94.41	2961	98.31
14	Patiala	4421	4203	4407	-14	99.68	4165	99.10
Total		59489	52728	58439	-1050	98.23	51147	97.00

Sr. No.	District	Actual Works		Works Uploaded							
		Sanctioned	Completed	Completed	Ongoing	Yet Not Started	Discontinued	Delayed	Total Works Placed on Website (5+6+7+8)	% of Works Placed on Website (10/3)	% of Completed Works on Website (5/4)
1	2	3	4	5	6	7	8	9	10	11	12
	Amritsar										
1	Sh.Navjot Singh Sidhu, LS (Amritsar)	901	477	255	322	275	3	1	855	94.89	53.46
2	Dr.Rattan Singh Ajnala,LS (Taran Tarn)	860	239	184	368	256	1	4	809	94.07	76.99
3	Sh.Rajmohinder Singh, RS	514	183	81	254	65	0	3	400	77.82	44.26
	<i>Total</i>	2275	899	520	944	596	4	8	2064	90.73	57.84
4	Bathinda - Smt. Paramjit Kaur, LS	1002	628	628	150	150	74	18	1002	100.00	100.00
5	Faridkot - Sh. Sukhbir Singh Baddal, LS	1021	887	826	50	77	18	73	971	95.10	93.12
6	Ferozepur - Sh. Zora Singh Mann, LS	588	540	484	7	77	20	26	588	100.00	89.63
	Gurdaspur										
7	Sh. Vinod Khanna, LS	997	844	596	71	306	0	7	973	97.59	70.62
8	Sh.Ashwani Kumar, RS	975	620	483	8	385	0	30	876	89.85	77.90
	<i>Total</i>	1972	1464	1079	79	691	0	37	1849	93.76	73.70
	Hoshiarpur										
9	Sh.Avinash Rai Khanna, LS	1390	985	954	365	44	20	123	1383	99.50	96.85
10	Sh. Dharampal Sabharwal, RS	142	60	60	69	13	0	1	142	100.00	100.00
11	Smt. Ambika Soni, RS	509	254	254	129	120	4	6	507	99.61	100.00
12	Sh.Varinder Singh Bajwa, RS	786	574	565	144	71	6	43	786	100.00	98.43
	<i>Total</i>	2827	1873	1833	707	248	30	173	2818	99.68	97.86

Sr. No.	District	Actual Works		Works Uploaded							
		Sanctioned	Completed	Completed	Ongoing	Yet Not Started	Discontinued	Delayed	Total Works Placed on Website (5+6+7+8)	% of Works Placed on Website (10/3)	% of Completed Works on Website (5/4)
1	2	3	4	5	6	7	8	9	10	11	12
	Jalandhar										
13	Sh.RanaGurjit Singh,LS (Jalandhar)	733	248	156	142	259	2	2	559	76.26	62.90
14	Sh. Charanjit Singh Attwal, LS (Phillaur)	979	713	502	136	182	8	10	828	84.58	70.41
15	Sh. Naresh Kumar Gujral, RS (Jalandhar)	183	19	16	0	49	0	0	65	35.52	84.21
	<i>Total</i>	<i>1895</i>	<i>980</i>	<i>674</i>	<i>278</i>	<i>490</i>	<i>10</i>	<i>12</i>	<i>1452</i>	<i>76.62</i>	<i>68.78</i>
16	Ludhiana - Sh. Sharanjit Singh Dhillon, LS	933	592	539	175	9	26	5	749	80.28	91.05
17	Patiala - Smt. Preneet Kaur, LS	452	234	216	0	226	0	0	442	97.79	92.31
18	Sangrur - Sh. Sukhdev Singh Dhindsa, LS	1419	1274	1274	0	84	61	132	1419	100.00	100.00
19	Fatehgarh Sahib - Sh. Sukhdev Singh Libra, LS(Ropar)	1907	1063	1059	665	136	47	13	1907	100.00	99.62
20	Taran Tarn - Sh. Manohar Singh Gill, RS	403	144	144	222	0	0	1	366	90.82	100.00
	Total	16694	10578	9276	3277	2784	290	498	15627	93.61	87.69

*32 works of Rs 15.20 lacs are shown as discontinues work during 14th Lok Sabha (Sangrur)

Sr. No.	Constituency	Actual Works		Works Uploaded							
		Sanctioned	Completed	Completed	Ongoing	Yet Not Started	Discontinued	Delayed	Total Works Placed on Website (5+6+7+8)	% of Works Placed on Website (10/3)	% of Completed Works on Website (5/4)
1	2	3	4	5	6	7	8	9	10	11	12
1	Amritsar	324	324	324	0	0	0	0	324	100.00	100.00
2	Bathinda	455	455	455	0	0	0	2	455	100.00	100.00
3	Faridkot	981	981	981	0	0	0	0	981	100.00	100.00
4	Firozpur	490	488	488	0	2	0	3	490	100.00	100.00
5	Gurdaspur	331	331	339	0	0	0	0	339	102.42	102.42
6	Hoshiarpur	335	334	334	0	0	1	33	335	100.00	100.00
7	Jalandhar	422	419	418	0	0	0	137	418	99.05	99.76
8	Ludhiana	158	152	152	0	0	0	0	152	96.20	100.00
9	Patiala	155	155	155	0	0	0	1	155	100.00	100.00
10	Phillaur	647	645	630	0	15	2	61	647	100.00	97.67
11	Ropar	201	200	200	0	1	0	15	201	100.00	100.00
12	Sangrur	98	94	94	0	0	4	2	98	100.00	100.00
13	Taran Tarn	147	147	147	0	0	0	0	147	100.00	100.00
	Total	4744	4725	4717	0	18	7	254	4742	99.96	99.83

Sr. No.	Constituency	Actual Works		Works Uploaded							
		Sanctioned	Completed	Completed	Ongoing	Yet Not Started	Discontinued	Delayed	Total Works Placed on Website (5+6+7+8)	% of Works Placed on Website (10/3)	% of Completed Works on Website (5/4)
1	2	3	4	5	6	7	8	9	10	11	12
1	Amritsar	138	138	138	0	0	0	0	138	100.00	100.00
2	Bathinda	139	139	139	0	0	0	0	139	100.00	100.00
3	Faridkot	398	398	398	0	0	0	0	398	100.00	100.00
4	Ferozepur	231	230	230	0	1	0	2	231	100.00	100.00
5	Gurdaspur	184	184	192	0	0	0	0	192	104.35	104.35
6	Hoshiarpur	386	386	386	0	0	0	0	386	100.00	100.00
7	Jalandhar	184	184	184	0	0	0	57	184	100.00	100.00
8	Ludhiana	190	190	190	0	0	0	0	190	100.00	100.00
9	Patiala	319	319	319	0	0	0	1	319	100.00	100.00
10	Phillaur	710	710	708	0	0	1	95	709	99.86	99.72
11	Ropar	327	327	327	0	0	0	0	327	100.00	100.00
12	Sangrur	291	285	285	0	0	6	2	291	100.00	100.00
13	Taran Tarn	521	521	504	0	0	0	0	504	96.74	96.74
	Total	4018	4011	4000	0	1	7	157	4008	99.75	99.73

Sr. No.	Constituency	Actual Works		Works Uploaded							
		Sanctioned	Completed	Completed	Ongoing	Yet Not Started	Discontinued	Delayed	Total Works Placed on Website (5+6+7+8)	% of Works Placed on Website (10/3)	% of Completed Works on Website (5/4)
1	2	3	4	5	6	7	8	9	10	11	12
1	Amritsar	49	49	49	0	0	0	0	49	100.00	100.00
2	Bathinda	240	240	240	0	0	0	0	240	100.00	100.00
3	Faridkot	285	285	284	0	1	0	0	285	100.00	99.65
4	Ferozepur	111	111	111	0	0	0	1	111	100.00	100.00
5	Gurdaspur	216	216	215	0	0	0	0	215	99.54	99.54
6	Hoshiarpur	287	287	287	0	0	0	212	287	100.00	100.00
7	Jalandhar	116	116	116	0	0	0	24	116	100.00	100.00
8	Ludhiana	71	71	71	0	0	0	0	71	100.00	100.00
9	Patiala	147	147	147	0	0	0	0	147	100.00	100.00
10	Phillaur	248	248	247	0	0	0	85	247	99.60	99.60
11	Ropar	234	234	234	0	0	0	0	234	100.00	100.00
12	Sangrur	234	234	230	0	0	4	1	234	100.00	98.29
13	Taran Tarn	192	192	183	1	0	0	0	184	95.83	95.31
	Total	2430	2430	2414	1	1	4	323	2420	99.59	99.34

Sr. No.	Constituency	Actual Works		Works Uploaded							
		Sanctioned	Completed	Completed	Ongoing	Yet Not Started	Discontinued	Delayed	Total Works Placed on Website (5+6+7+8)	% of Works Placed on Website (10/3)	% of Completed Works on Website (5/4)
1	2	3	4	5	6	7	8	9	10	11	12
1	Amritsar	1046	1046	1045	0	0	1	0	1046	100.00	99.90
2	Bathinda	1375	1375	1375	0	0	0	1	1375	100.00	100.00
3	Faridkot	1741	1733	1816	1	8	10	23	1835	105.40	104.79
4	Firozpur	1026	1019	1019	7	0	0	7	1026	100.00	100.00
5	Gurdaspur	1151	1151	1121	0	3	1	0	1125	97.74	97.39
6	Hoshiarpur	2923	2886	2886	6	6	25	336	2923	100.00	100.00
7	Jalandhar	1769	1764	1764	0	3	2	339	1769	100.00	100.00
8	Ludhiana	1269	1250	1250	19	0	0	2	1269	100.00	100.00
9	Patiala	1267	1267	1267	0	0	0	116	1267	100.00	100.00
10	Phillaur	2450	2433	2402	22	6	9	447	2439	99.55	98.73
11	Ropar	2761	2563	2563	89	10	99	41	2761	100.00	100.00
12	Sangrur	2024	1862	1862	0	0	162	15	2024	100.00	100.00
13	Taran Tarn	1164	1164	1164	0	0	0	0	1164	100.00	100.00
	Total	21966	21513	21534	144	36	309	1327	22023	100.26	100.10

*Sangrur 176 works discontinued (Duplicate)

Sr. No.	Constituency	Actual Works		Works Uploaded							
		Sanctioned	Completed	Completed	Ongoing	Yet Not Started	Discontinued	Delayed	Total Works Placed on Website (5+6+7+8)	% of Works Placed on Website (10/3)	% of Completed Works on Website (5/4)
1	2	3	4	5	6	7	8	9	10	11	12
1	Amritsar										
	Sh.Raj Mohinder Singh	308	308	308	0	0	0	0	308	100.00	100.00
2	Jalandhar										
2.1	Sh. Balbir Singh	301	298	298	0	2	0	0	300	99.67	100.00
2.2	Sh. Iqbal Singh	187	187	187	0	0	0	87	187	100.00	100.00
2.3	Sh. Barjinder Singh Hamdard	220	220	219	0	1	0	61	220	100.00	99.55
	<i>Total</i>	<i>708</i>	<i>705</i>	<i>704</i>	<i>0</i>	<i>3</i>	<i>0</i>	<i>148</i>	<i>707</i>	<i>99.86</i>	<i>99.86</i>
3	Ludhiana										
3.1	Sh. Jagir Singh Dard	289	287	286	1	2	0	0	289	100.00	99.65
3.2	Sh. Mohinder Singh Kalyan	153	152	152	1	0	0	0	153	100.00	100.00
3.3	Sh.Lajpat Rai	320	320	320	0	0	0	1	320	100.00	100.00
	<i>Total</i>	<i>762</i>	<i>759</i>	<i>758</i>	<i>2</i>	<i>2</i>	<i>0</i>	<i>1</i>	<i>762</i>	<i>100.00</i>	<i>99.87</i>
4	Patiala										
4.1	Sh. Vinod Sharma	259	258	257	0	0	1	2	258	99.61	99.61
4.2	Sh. Surinder Kumar Singla	404	404	399	0	1	0	7	400	99.01	98.76
4.3	Sh.Gurcharan Singh Tohra	1418	1408	1403	0	15	0	0	1418	100.00	99.64
	<i>Total</i>	<i>2081</i>	<i>2070</i>	<i>2059</i>	<i>0</i>	<i>16</i>	<i>1</i>	<i>9</i>	<i>2076</i>	<i>99.76</i>	<i>99.47</i>

Sr. No.	Constituency	Actual Works		Works Uploaded							
		Sanctioned	Completed	Completed	Ongoing	Yet Not Started	Discontinued	Delayed	Total Works Placed on Website (5+6+7+8)	% of Works Placed on Website (10/3)	% of Completed Works on Website (5/4)
1	2	3	4	5	6	7	8	9	10	11	12
5	Ferozepur										
	Sh. Virendera Kataria	134	134	134	0	0	0	1	134	100.00	100.00
6	Gurdaspur										
6.1	Sh. Bhupinder Singh Mann	206	206	200	0	0	0	0	200	97.09	97.09
6.2	Smt. Sukhbans Kaur Bhinder	497	490	316	164	13	0	9	493	99.20	64.49
<i>Total</i>		<i>703</i>	<i>696</i>	<i>516</i>	<i>164</i>	<i>13</i>	<i>0</i>	<i>9</i>	<i>693</i>	<i>98.58</i>	<i>74.14</i>
7	Mansa										
	Sh. Balwinder Singh Bhunder	983	983	983	0	0	0	6	983	100.00	100.00
8	Fatehgarh Sahib										
	Sh.Sukhdev Singh Libra	1669	1608	1562	42	4	61	10	1669	100.00	97.14
9	Sangrur										
	Sh.Sukhdev Singh Dhindsa	1268	1200	1200	0	0	68	3	1268	100.00	100.00
10	Faridkot										
	Smt. Gurcharan Kaur	254	247	221	2	25	6	5	254	100.00	89.47
11	Mukatsar										
	Sh.Sukhbir Singh Badal	766	761	761	0	2	2	1	765	99.87	100.00
Grand Total		9636	9471	9206	210	65	138	193	9619	99.82	97.20