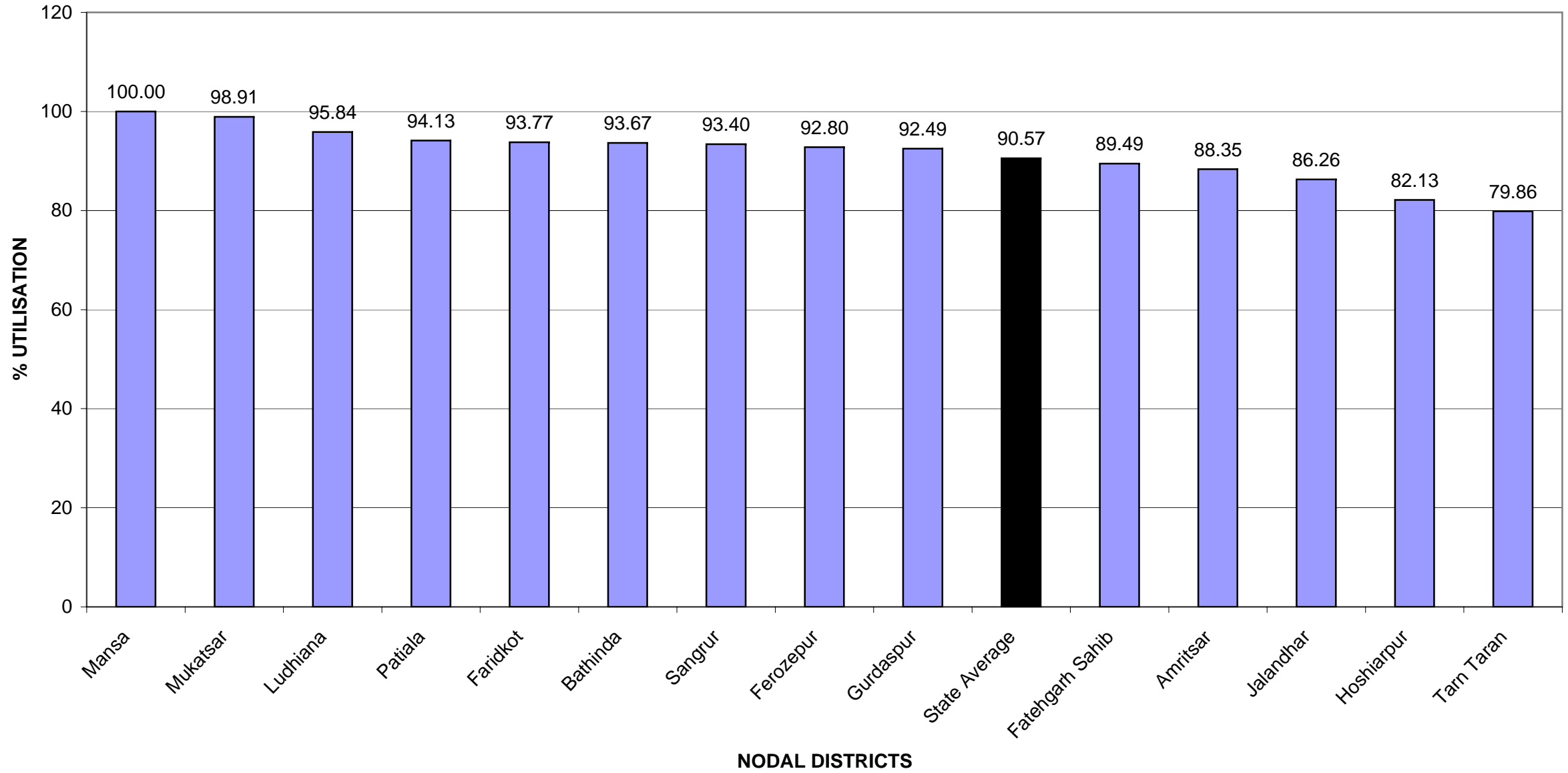
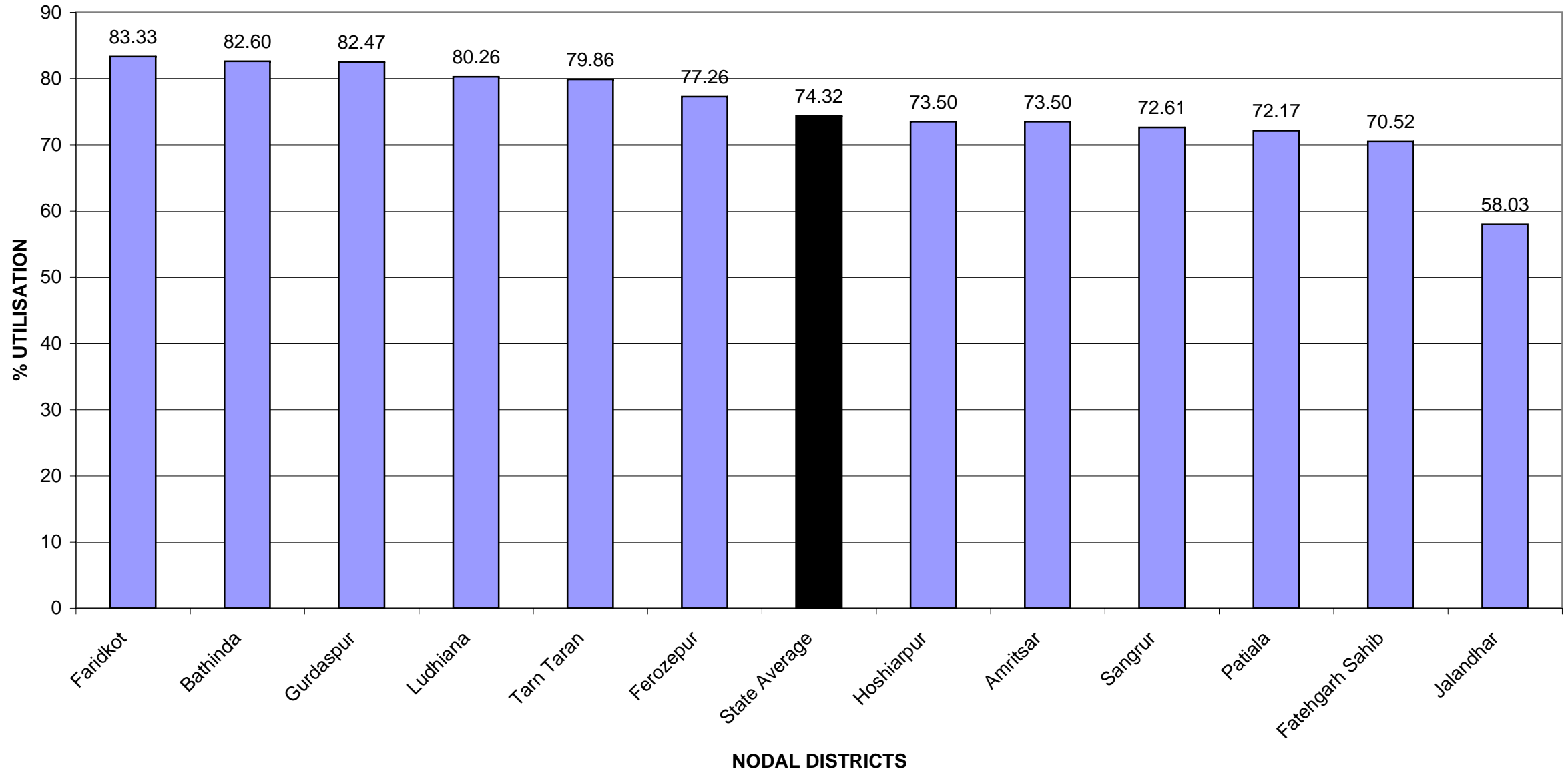


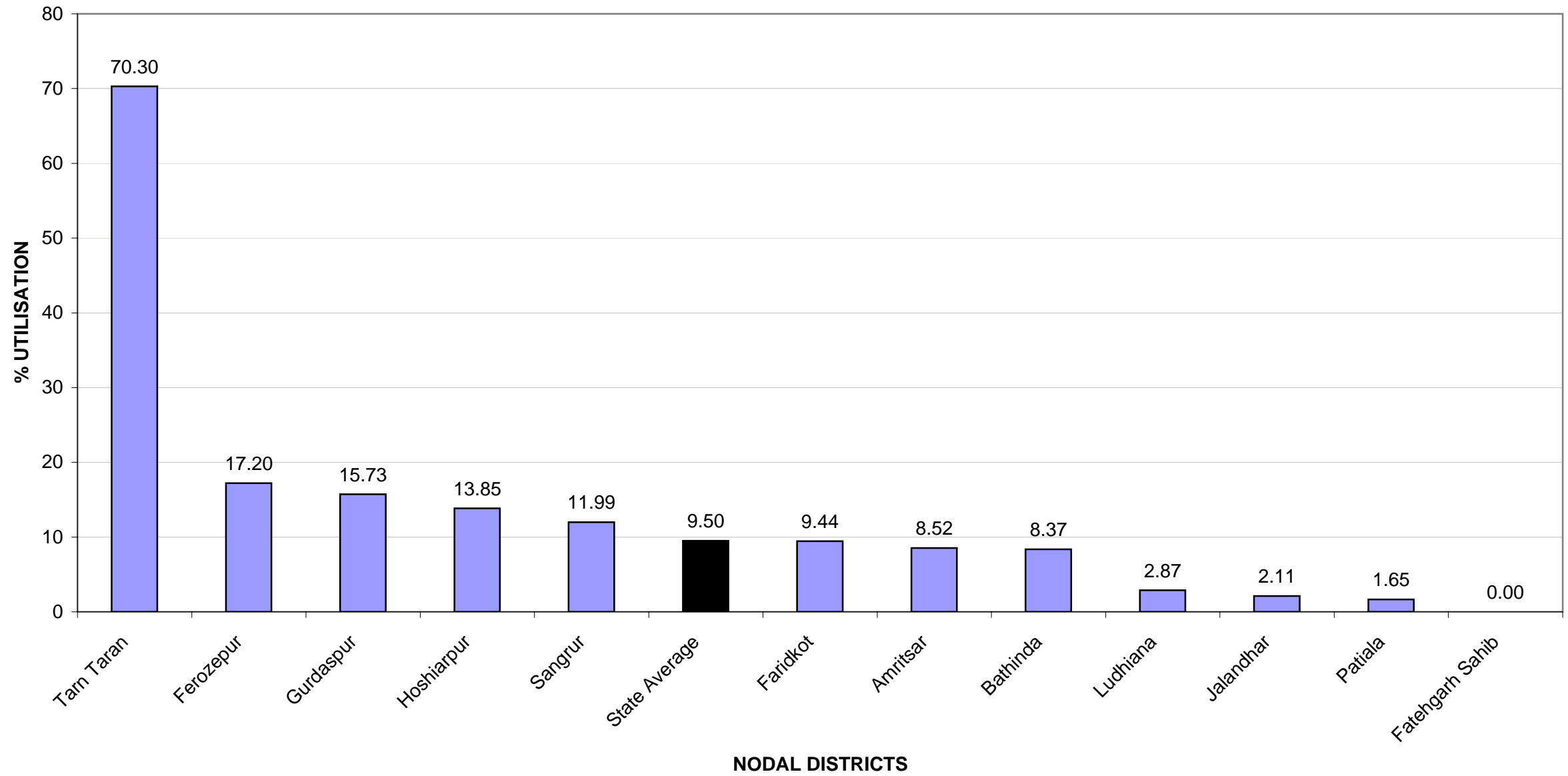
ITEM 2.1 %AGE UTILISATION OF FUNDS UPTO 31-8-2008 SITTING/EX MPs BOTH LS AND RS SINCE INCEPTION(1993-1994)



ITEM 5.1 (A) %AGE UTILISATION OF FUNDS **UPTO 31-8-2008** NODAL DISTRICT WISE- FOR SITTING MPs BOTH LS AND RS



ITEM 5.1(B)%AGE UTILISATION OF FUNDS DURING August 2008-NODAL DISTRICT WISE-FOR SITTING MPs BOTH LS AND RS



SN	Constituency	Installments not released by Govt. of India			Reasons of non-release			
		2007-08 (IInd)	2008-09 (Ist)	2008-09 (IIInd)	Unsanctioned balance >50 lakh	Unspent Balance >100 lakh	UC pending	Audit certificate pending
1	Amritsar	1	1	1	No	Yes	2006-07 2007-08	2005-06 2006-07
2	Bathinda			1	Yes	Yes	2007-08	2006-07
3	Faridkot			1	Yes	Yes	2007-08	2006-07
4	Ferozepur			1	Yes	Yes	2007-08	2006-07
5	Gurdaspur			1	Yes	Yes	2007-08	2006-07
6	Hoshiarpur			1	Yes	Yes	2007-08	2006-07
7	Jalandhar	1	1	1	No	Yes	2006-07	2005-06
8	Ludhiana		1	1	No	Yes	2007-08	2006-07
9	Patiala			1	Yes	Yes	2007-08	2006-07
10	Phillaur	1	1	1	No	Yes	2006-07 2007-08	2005-06 2006-07
11	Sangrur			1	No	Yes	2007-08	2006-07
12	Ropar			1	Yes	Yes		
13	Tarn Taran		1	1	No	Yes	2007-08	2006-07
	Total	3	5	13				

SN.	Name - Rajya Sabha MP	Installments not released by GOI							Reasons of non-release			
		2005-06 (IInd)	2006-07 (Ist)	2006-07 (IInd)	2007-08 (Ist)	2007-08 (IInd)	2008-09 (Ist)	2008-09 (IInd)	Unsanctioned balance >50 lakh	Unspent Balance >100 lakh	UC pending	Audit certificate pending
1	Sh. Raj Mohinder Singh (Amritsar)							1	Yes	Yes	2007-08	2006-07
2	Sh. Ashwani Kumar (Gurdaspur)	1	1	1	1	1	1	1	No	Yes	2004-05 2005-06 2006-07 2007-08	2003-04 2004-05 2005-06 2006-07
3	Sh. Varinder Singh Bajwa (Hoshiarpur)							1	Yes	Yes	2007-08	2006-07
4	Smt.Ambika Soni (Hoshiarpur)							1	Yes	Yes	2007-08	2006-07
5	Sh. Dharam Pal Sabarwal (Hoshiarpur)			1	1	1	1	1	Yes	Yes	2006-07 2007-08	2005-06 2006-07
6	Sh. Naresh Gujral (Jalandhar)							1	Yes	Yes	2007-08	2006-07
7	Sh. M.S. Gill (Tarn Taran)							1	Yes	Yes	2007-08	2006-07
	Total	1	1	2	2	2	2	7				

SN	Nodal District	Funds available					Actual Expenditure					Unutilised funds (Col 7-Col 12)	% age utilisation of funds Col.(12/7)	Rank
		Sitting Lok Sabha	Sitting Rajya Sabha	Previous Lok Sabha	Retired Rajya Sabha	Total	Sitting Lok Sabha	Sitting Rajya Sabha	Previous Lok Sabha	Retired Rajya Sabha	Total			
1	2	3	4	5	6	7	8	9	10	11	12	13	14	15
1	Amritsar	1906.01	839.98	3026.03	500.46	6272.48	1440.70	577.52	3023.03	500.46	5541.71	730.77	88.35	11
2	Bathinda	925.42	0.00	1618.61	0.00	2544.03	764.44	0.00	1618.61	0.00	2383.05	160.98	93.67	6
3	Faridkot	1082.76	0.00	1364.46	660.31	3107.53	902.29	0.00	1360.21	651.55	2914.05	193.48	93.77	5
4	Ferozepur	915.08	0.00	1623.12	395.00	2933.20	706.97	0.00	1619.94	395.00	2721.91	211.29	92.80	8
5	Gurdaspur	892.51	760.29	1549.09	750.51	3952.40	716.86	646.20	1549.09	743.47	3655.62	296.78	92.49	9
6	Hoshiarpur	940.76	2373.29	1622.78	0.00	4936.83	699.39	1736.34	1618.87	0.00	4054.60	882.23	82.13	13
7	Jalandhar	1534.62	412.78	3167.64	1016.95	6131.99	1038.16	92.00	3144.61	1014.95	5289.72	842.27	86.26	12
8	Ludhiana	833.07	0.00	1644.58	1951.50	4429.15	668.63	0.00	1628.88	1947.36	4244.87	184.28	95.84	3
9	Patiala	906.17	0.00	1625.10	1974.33	4505.60	653.96	0.00	1625.10	1962.08	4241.14	264.46	94.13	4
10	Sangrur	916.23	0.00	1631.62	1254.02	3801.87	665.25	0.00	1631.62	1254.02	3550.89	250.98	93.40	7
11	Fatehgarh Sahib	942.77	0.00	1630.70	1204.01	3777.48	664.84	0.00	1575.56	1140.11	3380.51	396.97	89.49	10
12	Mansa	0.00	0.00	0.00	806.16	806.16	0.00	0.00	0.00	806.16	806.16	0.00	100.00	1
13	Mukatsar	0.00	0.00	0.00	814.38	814.38	0.00	0.00	0.00	805.48	805.48	8.90	98.91	2
14	Tarn Taran	0.00	963.02	0.00	0.00	963.02	0.00	769.02	0.00	0.00	769.02	194.00	79.86	14
	Total	11795.40	5349.36	20503.73	11327.63	48976.12	8921.49	3821.08	20395.52	11220.64	44358.73	4617.39	90.57	

SN.	Nodal District	Works Sanctioned					Works Completed					Pending Works (col.7-12)	%age of works completed Col.(12/7)	Rank
		Sitting Lok Sabha	Sitting Rajya Sabha	Previous Lok Sabha	Retd. Rajya Sabha	Total	Sitting Lok Sabha	Sitting Rajya Sabha	Previous Lok Sabha	Retd. Rajya Sabha	Total			
<i>1</i>	<i>2</i>	<i>3</i>	<i>4</i>	<i>5</i>	<i>6</i>	<i>7</i>	<i>8</i>	<i>9</i>	<i>10</i>	<i>11</i>	<i>12</i>	<i>13</i>	<i>14</i>	<i>15</i>
1	Amritsar	1479	400	3581	308	5768	536	148	3577	308	4569	1199	79.21	13
2	Bathinda	780	0	2209	0	2989	534	0	2209	0	2743	246	91.77	8
3	Faridkot	1025	0	3405	254	4684	801	0	3388	247	4436	248	94.71	5
4	Ferozepur	514	0	1832	134	2480	466	0	1831	134	2431	49	98.02	3
5	Gurdaspur	850	780	1882	703	4215	684	495	1882	664	3725	490	88.37	11
6	Hoshiarpur	1209	1137	3905	0	6251	889	773	3893	0	5555	696	88.87	10
7	Jalandhar	1323	52	6542	708	8625	770	10	6514	705	7999	626	92.74	6
8	Ludhiana	776	0	1682	762	3220	472	0	1666	757	2895	325	89.91	9
9	Patiala	363	0	1888	2081	4332	207	0	1888	2064	4159	173	96.01	4
10	Sangrur	1192	0	2471	1200	4863	805	0	2471	1200	4476	387	92.04	7
11	Fatehgarh Sahib	1656	0	3424	1610	6690	751	0	3324	1557	5632	1058	84.19	12
12	Mansa	0	0	0	983	983	0	0	0	983	983	0	100.00	1
13	Mukatsar	0	0	0	766	766	0	0	0	751	751	15	98.04	2
14	TarnTaran	0	348	0	0	348	0	136	0	0	136	212	39.08	14
Total		11167	2717	32821	9509	56214	6915	1562	32643	9370	50490	5724	89.82	

SN	Nodal District	Total Funds available	Funds sanctioned	Actual Expenditure	Unutilised/ Unspent Balance (col.3 -col.5)	%age utilisation over funds available (col.5 over col.3)
1	2	3	4	5	6	7
1	Amritsar	3026.03	3026.03	3023.03	<u>3.00</u>	99.90
1.1	Amritsar Constituency	1412.01	1412.01	1411.01	<u>1.00</u>	99.93
1.2	Taran Tarn Constituency	1614.02	1614.02	1612.02	<u>2.00</u>	99.88
2	Bathinda	1618.61	1618.61	1618.61	0.00	100.00
3	Faridkot	1364.46	1364.46	1360.21	<u>4.25</u>	99.69
4	Ferozepur	1623.12	1623.12	1619.94	<u>3.18</u>	99.80
5	Gurdaspur	1549.09	1549.09	1549.09	0.00	100.00
6	Hoshiarpur	1622.78	1622.78	1618.87	<u>3.91</u>	99.76
7	Jalandhar	3167.64	3167.64	3144.61	<u>23.03</u>	99.27
7.1	Jalandhar Constituency	1592.38	1592.38	1586.98	<u>5.40</u>	99.66
7.2	Phillaur Constituency	1575.26	1575.26	1557.63	<u>17.63</u>	98.88
8	Ludhiana	1644.58	1644.58	1628.88	<u>15.70</u>	99.05
9	Patiala	1625.10	1625.10	1625.10	0.00	100.00
10	Ropar	1630.70	1630.70	1575.56	<u>55.14</u>	96.62
11	Sangrur	1631.62	1631.62	1631.62	0.00	100.00
	Grand Total	20503.73	20503.73	20395.52	108.21	99.47

SN	Nodal District	Works sanctioned		Works completed		Works under progress		UC's received	
		No.	Cost	No.	Cost	No.	Cost	No.	Cost
<i>1</i>	<i>2</i>	<i>3</i>	<i>4</i>	<i>5</i>	<i>6</i>	<i>7</i>	<i>8</i>	<i>9</i>	<i>10</i>
<i>1</i>	<i>Amritsar</i>	<i>3581</i>	<i>3026.03</i>	<i>3577</i>	<i>3023.03</i>	<i>4</i>	<i>3.00</i>	<i>3577</i>	<i>3023.03</i>
1.1	Amritsar Constituency	1557	1412.01	1556	1411.01	1	1.00	1556	1411.01
1.2	Taran Tarn	2024	1614.02	2021	1612.02	3	2.00	2021	1612.02
2	Bathinda	2209	1618.61	2209	1618.61	0	0.00	2209	1618.61
3	Faridkot	3405	1364.46	3388	1357.27	17	7.19	3388	1357.27
4	Ferozepur	1832	1623.12	1831	1619.44	1	3.68	1811	1592.13
5	Gurdaspur	1882	1549.09	1882	1549.09	0	0.00	1825	1495.30
6	Hoshiarpur	3905	1622.78	3893	1612.05	12	10.73	3893	1612.05
<i>7</i>	<i>Jalandhar</i>	<i>6542</i>	<i>3167.64</i>	<i>6514</i>	<i>3144.61</i>	<i>28</i>	<i>23.03</i>	<i>6514</i>	<i>3144.61</i>
7.1	Jalandhar Constituency	2489	1592.38	2478	1586.98	11	5.40	2478	1586.98
7.2	Phillaur Constituency	4053	1575.26	4036	1557.63	17	17.63	4036	1557.63
8	Ludhiana	1682	1644.58	1666	1628.88	16	15.70	1666	1628.88
9	Patiala	1888	1625.10	1888	1625.10	0	0.00	1888	1625.10
10	Ropar	3424	1630.70	3324	1556.79	100	73.91	3324	1556.79
11	Sangrur	2471	1631.62	2471	1631.62	0	0	2471	1631.62
	Grand Total	32821	20503.73	32643	20366.49	178	137.24	32566	20285.39

SN	Nodal District	Total Funds Recd by the MP	Funds distributed to successor MPs	Funds to be distributed	Total Funds Sanctioned by the MP Col. {3-(4+5)}	Actual Exp.	Unspent Balance Col.(6-7)	%age utilisation over funds available Col. (7/6)
<i>1</i>	<i>2</i>	<i>3</i>	<i>4</i>	<i>5</i>	<i>6</i>	<i>7</i>	<i>8</i>	<i>9</i>
1	Amritsar - Sh.Raj Mohinder Singh	500.46	0.00	0.00	500.46	500.46	0.00	100.00
2	Jalandhar							
2.1	Sh. Balbir Singh	438.80	55.04	0.00	383.76	381.76	2.00	99.48
2.2	Sh. Iqbal Singh	340.94	59.79	0.00	281.15	281.15	0.00	100.00
2.3	Sh. Barjinder Singh Hamdard	354.38	2.34	0.00	352.04	352.04	0.00	100.00
Total		1134.12	117.17	0.00	1016.95	1014.95	2.00	99.80
3	Ludhiana							
3.1	Sh. Jagir Singh Dard	426.18	23.18	0.25	402.75	399.61	3.14	99.22
3.2	Sh. Mohinder Singh Kalyan	489.97	36.97	0.00	453.00	452.00	1.00	99.78
3.3	Sh.Lajpat Rai	1218.34	122.59	0.00	1095.75	1095.75	0.00	100.00
Total		2134.49	182.74	0.25	1951.50	1947.36	4.14	99.79
4	Patiala							
4.1	Sh. Vinod Sharma	414.26	16.34	0.00	397.92	395.92	2.00	99.50
4.2	Sh. Surinder Kumar Singla	389.46	38.59	0.00	350.87	350.87	0.00	100.00
4.3	Sh. Gurchran Singh Tohra	1250.60	23.13	1.93	1225.54	1215.29	10.25	99.16
Total		2054.32	78.06	1.93	1974.33	1962.08	12.25	99.38

SN	Nodal District	Total Funds Recd by the MP	Funds distributed to successor MPs	Funds to be distributed	Total Funds Sanctioned by the MP Col. {3-(4+5)}	Actual Exp.	Unspent Balance Col.(6-7)	%age utilisation over funds available Col. (7/6)
1	2	3	4	5	6	7	8	9
5	Ferozepur - Sh. Virendera Kataria	395.00	0.00	0.00	395.00	395.00	0.00	100.00
6	Gurdaspur							
6.1	Sh. Bhupinder Singh Mann	212.81	9.70	0.00	203.11	203.11	0.00	100.00
6.2	Smt. Sukhbans Kaur Bhinder	557.66	10.26	0.00	547.40	540.36	7.04	98.71
	Total	770.47	19.96	0.00	750.51	743.47	7.04	99.06
7	Mansa - Sh. Balwinder Singh Bhunder	847.15	40.99	0.00	806.16	806.16	0.00	100.00
8	Fatehgarh Sahib - Sh.Sukhdev Singh Libra	1257.13	53.12	0.00	1204.01	1140.11	63.90	94.69
9	Sangrur - Sh.Sukhdev Singh Dhindsa	1264.31	10.29	0.00	1254.02	1254.02	0.00	100.00
10	Faridkot - Smt.Gurcharan Kaur	679.80	19.47	0.02	660.31	651.55	8.76	98.67
11	Mukatsar - Sh.Sukhbir Singh Badal	853.34	19.02	19.94	814.38	805.48	8.90	98.91
Grand Total		11890.59	540.82	22.14	11327.63	11220.64	106.99	99.06

SN	Nodal District	Works sanctioned		Works completed		Works under progress		UC's received	
		No.	Cost	No.	Cost	No.	Cost	No.	Cost
<i>1</i>	<i>2</i>	<i>3</i>	<i>4</i>	<i>5</i>	<i>6</i>	<i>7</i>	<i>8</i>	<i>9</i>	<i>10</i>
1	Amritsar- Sh.Raj Mohinder Singh	308	500.46	308	500.46	0	0.00	308	500.46
2	Jalandhar								
2.1	Sh. Balbir Singh	301	383.76	298	381.76	3	2.00	298	381.76
2.2	Sh. Iqbal Singh	187	281.15	187	281.15	0	0.00	187	281.15
2.3	Sh. Barjinder Singh Hamdard	220	352.04	220	352.04	0	0.00	220	352.04
	Total	708	1016.95	705	1014.95	3	2.00	705	1014.95
3	Ludhiana								
3.1	Sh. Jagir Singh Dard	289	402.75	286	399.61	3	3.14	286	399.61
3.2	Sh. Mohinder Singh Kalyan	153	453.00	151	447.00	2	6.00	151	447.00
3.3	Sh.Lajpat Rai	320	1095.75	320	1095.75	0	0.00	320	1095.75
	Total	762	1951.50	757	1942.36	5	9.14	757	1942.36
4	Patiala								
4.1	Sh. Vinod Sharma	259	397.92	258	395.92	1	2.00	258	395.92
4.2	Sh. Surinder Kumar Singla	404	350.87	404	350.87	0	0.00	404	350.87
4.3	Sh. Gurchran Singh Tohra	1418	1225.54	1402	1215.29	16	10.25	1402	1215.29
	Total	2081	1974.33	2064	1962.08	17	12.25	2064	1962.08

SN	Nodal District	Works sanctioned		Works completed		Works under progress		UC's received	
		No.	Cost	No.	Cost	No.	Cost	No.	Cost
1	2	3	4	5	6	7	8	9	10
5	Ferozepur - Sh. Virendera Kataria	134	395.00	134	395.00	0	0.00	134	395.00
6	Gurdaspur								
6.1	Sh. Bhupinder Singh Mann	206	203.11	206	203.11	0	0.00	206	203.11
6.2	Smt. Sukhbans Kaur Bhinder	497	547.40	458	489.84	39	57.56	274	322.25
	Total	703	750.51	664	692.95	39	57.56	480	525.36
7	Mansa - Sh. Balwinder Singh Bhunder	983	806.16	983	806.16	0	0.00	960	790.46
8	Fatehgarh Sahib* - Sh.Sukhdev Singh Libra	1610	1204.01	1557	1135.11	53	68.90	1557	1135.11
9	Sangrur** - Sh.Sukhdev Singh Dhindsa	1200	1254.02	1200	1254.02	0	0.00	1200	1254.02
10	Faridkot - Smt.Gurcharan Kaur	254	660.31	247	651.55	7	8.76	246	648.55
11	Mukatsar - Sh.Sukhbir Singh Badal	766	814.38	751	805.48	15	8.90	751	805.48
	Grand Total	9509	11327.63	9370	11160.12	139	167.51	9162	10973.83

* 59 works discontinued.excluded

** 68 woks discontinued of Rs.73.03 lac are excluded.

SN	Nodal District	Total Fund available	Sanction				Actual Expenditure				Unsanctioned/Unspent			Performance During Aug., 2008	
			Upto previous month 31/7/08	During current month 31/8/08 Col (6-4)	Upto current month 31/8/08	% age of funds sanctioned Col (6/3)	Upto previous month 31/7/08	During current month 31/8/08 Col(10-8)	Upto current month (31/8/08)	%age utilisation Col(10/3)	Unsanctioned Balance - Col (3-6)	Total Unspent Balance Col (3-10)	Unspent with the Executing Agencies as on 31/8/08 - Col (13-12) =(6-10)	Unspent with the Executing Agencies as on 31/7/08 - Col (14+9-5) =(4-8)	%age of Funds spent during Aug., 08 - Col (9/15)
1	2	3	4	5	6	7	8	9	10	11	12	13	14	15	16
	Amritsar														
1	Sh.Navjot Singh Sidhu, LS (Amritsar)	1041.14	1014.84	16.00	1030.84	99.01	711.87	36.51	748.38	71.88	10.30	292.76	282.46	302.97	12.05
2	Dr.Rattan Singh Ajnala,LS (Tarn Taran)	864.87	819.12	18.00	837.12	96.79	688.79	3.53	692.32	80.05	27.75	<u>172.55</u>	144.80	130.33	2.71
3	Sh.Rajmohinder Singh, RS	839.98	632.77	10.00	642.77	76.52	575.78	1.74	577.52	68.75	197.21	262.46	65.25	56.99	3.05
	<i>Total</i>	<i>2745.99</i>	<i>2466.73</i>	<i>44.00</i>	<i>2510.73</i>	<i>91.43</i>	<i>1976.44</i>	<i>41.78</i>	<i>2018.22</i>	<i>73.50</i>	<i>235.26</i>	<i>727.77</i>	<i>492.51</i>	<i>490.29</i>	<i>8.52</i>
4	Bathinda-Smt. Paramjit Kaur, LS	925.42	855.14	-14.62	840.52	90.83	756.15	8.29	764.44	82.60	<u>84.90</u>	<u>160.98</u>	76.08	98.99	8.37
5	Faridkot-Sh. Sukhbir Singh Badal, LS	1082.76	977.53	5.00	982.53	90.74	894.45	7.84	902.29	83.33	100.23	<u>180.47</u>	80.24	83.08	9.44
6	Ferozepur-Sh. Zora Singh Mann, LS	915.08	778.20	8.00	786.20	85.92	692.17	14.80	706.97	77.26	128.88	208.11	79.23	86.03	17.20
	Gurdaspur														
7	Sh. Vinod Khanna, LS	892.51	789.81	0.00	789.81	88.49	703.36	13.50	716.86	80.32	102.70	<u>175.65</u>	72.95	86.45	15.62
8	Sh.Ashwani Kumar, RS	760.29	746.66	13.05	759.71	99.92	627.33	18.87	646.20	84.99	0.58	<u>114.09</u>	113.51	119.33	15.81
	<i>Total</i>	<i>1652.80</i>	<i>1536.47</i>	<i>13.05</i>	<i>1549.52</i>	<i>93.75</i>	<i>1330.69</i>	<i>32.37</i>	<i>1363.06</i>	<i>82.47</i>	<i>103.28</i>	<i>289.74</i>	<i>186.46</i>	<i>205.78</i>	<i>15.73</i>

SN	Nodal District	Total Fund available	Sanction				Actual Expenditure				Unsanctioned/Unspent			Performance During Aug., 2008	
			Upto previous month 31/7/08	During current month 31/8/08 Col (6-4)	Upto current month 31/8/08	% age of funds sanctioned Col (6/3)	Upto previous month 31/7/08	During current month 31/8//08 Col(10-8)	Upto current month (31/8/08)	%age utilisation Col(10/3)	Unsanctioned Balance - Col (3-6)	Total Unspent Balance Col (3-10)	Unspent with the Executing Agencies as on 31/8/08 - Col (13-12) =(6-10)	Unspent with the Executing Agencies as on 31/7/08 - Col (14+9-5) =(4-8)	%age of Funds spent during Aug., 08 - Col (9/15)
1	2	3	4	5	6	7	8	9	10	11	12	13	14	15	16
	Hoshiarpur														
9	Sh.Avinash Rai Khanna, LS	940.76	824.56	43.90	868.46	92.31	679.19	20.20	699.39	74.34	<u>72.30</u>	<u>241.37</u>	169.07	145.37	13.90
10	Sh. Dharampal Sabharwal, RS	564.98	437.25	0.50	437.75	77.48	406.88	1.00	407.88	72.19	<u>127.23</u>	<u>157.10</u>	29.87	30.37	3.29
11	Smt. Ambika Soni, RS	855.00	625.58	5.00	630.58	73.75	569.45	10.00	579.45	67.77	<u>224.42</u>	<u>275.55</u>	51.13	56.13	17.82
12	Sh.Varinder Singh Bajwa, RS	953.31	818.21	18.87	837.08	87.81	736.81	12.20	749.01	78.57	<u>116.23</u>	<u>204.30</u>	88.07	81.40	14.99
<i>Total</i>		<i>3314.05</i>	<i>2705.60</i>	<i>68.27</i>	<i>2773.87</i>	<i>83.70</i>	<i>2392.33</i>	<i>43.40</i>	<i>2435.73</i>	<i>73.50</i>	<i>540.18</i>	<i>878.32</i>	<i>338.14</i>	<i>313.27</i>	<i>13.85</i>
	Jalandhar														
13	Sh.RanaGurjit Singh,LS (Jalandhar)	753.31	728.16	0.00	728.16	96.66	488.65	0.50	489.15	64.93	25.15	<u>264.16</u>	239.01	239.51	0.21
14	Sh. Charanjit Singh Attwal, LS (Phillaur)	781.31	694.84	76.05	770.89	98.67	544.31	4.70	549.01	70.27	10.42	<u>232.30</u>	221.88	150.53	3.12
15	Sh. Naresh Gujral, RS (Jalandhar)	412.78	179.62	0.00	179.62	43.51	87.00	5.00	92.00	22.29	<u>233.16</u>	<u>320.78</u>	87.62	92.62	5.40
<i>Total</i>		<i>1947.40</i>	<i>1602.62</i>	<i>76.05</i>	<i>1678.67</i>	<i>238.84</i>	<i>1119.96</i>	<i>10.20</i>	<i>1130.16</i>	<i>58.03</i>	<i>268.73</i>	<i>817.24</i>	<i>548.51</i>	<i>482.66</i>	<i>2.11</i>

SN	Nodal District	Total Fund available	Sanction				Actual Expenditure				Unsanctioned/Unspent			Performance During Aug., 2008	
			Upto previous month 31/7/08	During current month 31/8/08 Col (6-4)	Upto current month 31/8/08	% age of funds sanctioned Col (6/3)	Upto previous month 31/7/08	During current month 31/8//08 Col(10-8)	Upto current month (31/8/08)	%age utilisation Col(10/3)	Unsanctioned Balance - Col (3-6)	Total Unspent Balance Col (3-10)	Unspent with the Executing Agencies as on 31/8/08 - Col (13-12) =(6-10)	Unspent with the Executing Agencies as on 31/7/08 - Col (14+9-5) =(4-8)	%age of Funds spent during Aug., 08 - Col (9/15)
1	2	3	4	5	6	7	8	9	10	11	12	13	14	15	16
16	Ludhiana-Sh. Sharanjit Singh Dhillon, LS	833.07	804.00	24.00	828.00	99.39	664.63	4.00	668.63	80.26	5.07	<u>164.44</u>	159.37	139.37	2.87
17	Patiala-Smt. Preneet Kaur, LS	906.17	834.02	20.00	854.02	94.25	650.93	3.03	653.96	72.17	52.15	<u>252.21</u>	200.06	183.09	1.65
18	Sangrur-Sh. Sukhdev Singh Dhindsa, LS	916.23	766.86	111.44	878.30	95.86	651.41	13.84	665.25	72.61	37.93	<u>250.98</u>	213.05	115.45	11.99
19	Fatehgarh Sahib-Sh. Sukhdev Singh Libra, LS(Ropar)	942.77	840.68	33.25	873.93	92.70	664.84	0.00	664.84	70.52	68.84	<u>277.93</u>	209.09	175.84	0.00
20	Taran Tarn-Sh.Manohar Singh Gill, RS	963.02	791.45	92.00	883.45	91.74	715.94	53.08	769.02	79.86	<u>79.57</u>	<u>194.00</u>	114.43	75.51	70.30
Grand Total		17144.76	14959.30	480.44	15439.74	90.06	12509.94	232.63	12742.57	74.32	1705.02	4402.19	2697.17	2449.36	9.50

SN	Nodal District	Works sanctioned		Works completed		Works under progress		UC's received	
		No.	Cost	No.	Cost	No.	Cost	No.	Cost
1	2	3	4	5	6	7	8	9	10
1	Amritsar								
1.1	Sh.Navjot Singh Sidhu, LS (Amritsar)	727	1030.84	342	540.54	385	490.3	342	540.54
1.2	Dr.Rattan Singh Ajnala,LS	752	837.12	194	247.04	558	590.08	194	247.04
1.3	Sh.Rajmohinder Singh, RS	400	642.77	148	247.64	252	395.13	148	247.64
Total		1879	2510.73	684	1035.22	1195	1475.51	684	1035.22
2	Bathinda* - Smt. Paramjit Kaur, LS	780	840.52	534	555.25	246	285.27	534	555.25
3	Faridkot -Sh. Sukhbir Singh Baddal, LS	1025	982.53	801	632.31	224	350.22	801	632.31
4	Ferozepur -Sh. Zora Singh Mann, LS	514	786.20	466	680.14	48	106.06	391	579.06
5	Gurdaspur								
5.1	Sh. Vinod Khanna, LS	850	789.81	684	614.75	166	175.06	467	430.60
5.2	Sh. Ashwani Kumar,RS	780	759.71	495	522.36	285	237.35	384	376.50
Total		1630	1549.52	1179	1137.11	451	412.41	851	807.10
6	Hoshiarpur								
6.1	Sh.Avinash Rai Khanna, LS	1209	868.46	889	520.99	320	347.47	889	520.99
6.2	Sh. Dharampal Sabharwal, RS	72	437.75	65	390.58	7	47.17	65	390.58
6.3	Smt. Ambika Soni, RS	384	630.58	188	437.21	196	193.37	188	437.21
6.4	Sh.Varinder Singh Bajwa, RS	681	837.08	520	532.48	161	304.60	520	532.48
Total		2346	2773.87	1662	1881.26	684	892.61	1662	1881.26

SN	Nodal District	Works sanctioned		Works completed		Works under progress		UC's received	
		No.	Cost	No.	Cost	No.	Cost	No.	Cost
1	2	3	4	5	6	7	8	9	10
7	Jalandhar								
7.1	Sh.RanaGurjit Singh,LS (Jalandhar)	478	728.16	224	330.88	254	397.28	224	330.88
7.2	Sh. Charanjit Singh Attwal, LS (Phillaur)	845	770.89	546	459.80	299	311.09	546	459.80
7.3	Sh. Naresh Gujral, RS (Jalandhar)	52	179.62	10	72.00	42	107.62	10	72.00
Total		1375	1678.67	780	862.68	595	815.99	780	862.68
8	Ludhiana -Sh. Sharanjit Singh Dhillon, RS	776	828.00	472	483.23	304	344.77	472	483.23
9	Patiala -Smt. Preneet Kaur, LS	363	854.02	207	489.31	156	364.71	207	489.31
10	Sangrur -Sh. Sukhdev Singh Dhindsa, LS	1192	878.30	805	558.22	387	320.08	805	558.22
11	Fatehgarh Sahib -Sh. Sukhdev Singh Libra, LS(Ropar)	1656	873.93	751	414.56	905	459.37	751	414.56
12	Tarn Taran -Sh.Manohar Singh Gill, RS	348	883.45	136	397.08	212	486.37	136	397.08
Grand Total		13884	15439.74	8477	9126.37	5407	6313.37	8074	8695.28

* 50 works discontinued excluded.

SN	Nodal District	Actual Works		Works Uploaded Out of col. 3	Works uploaded Excess/Less (5-3)	%age of Works Uploaded (col. 5/3)	Complete works placed on website out of col. 4	%age of complete works placed on website(col.7/4)
		Sanctioned	Completed					
1	2	3	4	5	6	7	8	9
1	Amritsar	5769	4563	5326	-443	92.32	3948	86.52
2	Faridkot	4684	4436	4786	102	102.18	4351	98.08
3	Sangrur	5139	4480	5139	0	100.00	4476	99.91
4	Muktsar	766	751	766	0	100.00	751	100.00
5	Taran Tarn	348	136	348	0	100.00	11	8.09
6	Bathinda	3039	2743	3039	0	100.00	2743	100.00
7	Fatehgarh Sahib(Ropar)	6848	5631	6846	-2	99.97	5631	100.00
8	Jalandhar	8637	8006	8337	-300	96.53	7722	96.45
9	Hoshiarpur	6294	5555	6294	0	100.00	5544	99.80
10	Mansa	983	983	983	0	100.00	983	100.00
11	Gurdaspur	4215	3725	4083	-132	96.87	3394	91.11
12	Firozpur	2524	2447	2544	20	100.79	2439	99.67
13	Ludhiana	3230	2892	3197	-33	98.98	2892	100.00
14	Patiala	4331	4159	4305	-26	99.40	4133	99.37
Total		56807	50507	55993	-814	98.57	49018	97.05

Sr. No.	District	Actual Works		Works Uploaded							
		Sanctioned	Completed	Completed	Ongoing	Yet Not Started	Discontinued	Delayed	Total Works Placed on Website (5+6+7+8)	% of Works Placed on Website (10/3)	% of Completed Works on Website (5/4)
1	2	3	4	5	6	7	8	9	10	11	12
	Amritsar										
1	Sh.Navjot Singh Sidhu, LS (Amritsar)	727	342	255	322	135	3	1	715	98.35	74.56
2	Dr.Rattan Singh Ajnala,LS (Taran Tarn)	752	194	161	391	120	1	4	673	89.49	82.99
3	Sh.Rajmohinder Singh, RS	400	148	59	276	65	0	3	400	100.00	39.86
	<i>Total</i>	<i>1879</i>	<i>684</i>	<i>475</i>	<i>989</i>	<i>320</i>	<i>4</i>	<i>8</i>	<i>1788</i>	<i>95.16</i>	<i>69.44</i>
4	Bathinda - Smt. Paramjit Kaur, LS	830	534	534	155	90	51	18	830	100.00	100.00
5	Faridkot - Sh. Sukhbir Singh Baddal, LS	1025	801	674	129	127	15	73	945	92.20	84.14
6	Ferozepur - Sh. Zora Singh Mann, LS	532	466	458	8	48	18	26	532	100.00	98.28
	Gurdaspur										
7	Sh. Vinod Khanna, LS	850	684	595	71	180	0	7	846	99.53	86.99
8	Sh.Ashwani Kumar, RS	780	495	420	8	245	0	8	673	86.28	84.85
	<i>Total</i>	<i>1630</i>	<i>1179</i>	<i>1015</i>	<i>79</i>	<i>425</i>	<i>0</i>	<i>15</i>	<i>1519</i>	<i>93.19</i>	<i>86.09</i>
	Hoshiarpur										
9	Sh.Avinash Rai Khanna, LS	1223	889	889	275	45	14	100	1223	100.00	100.00
10	Sh. Dharampal Sabharwal, RS	72	65	54	4	14	0	1	72	100.00	83.08
11	Smt. Ambika Soni, RS	384	188	188	61	135	0	5	384	100.00	100.00
12	Sh.Varinder Singh Bajwa, RS	684	520	520	88	73	3	43	684	100.00	100.00
	<i>Total</i>	<i>2363</i>	<i>1662</i>	<i>1651</i>	<i>428</i>	<i>267</i>	<i>17</i>	<i>149</i>	<i>2363</i>	<i>100.00</i>	<i>99.34</i>

Sr. No.	District	Actual Works		Works Uploaded							
		Sanctioned	Completed	Completed	Ongoing	Yet Not Started	Discontinued	Delayed	Total Works Placed on Website (5+6+7+8)	% of Works Placed on Website (10/3)	% of Completed Works on Website (5/4)
1	2	3	4	5	6	7	8	9	10	11	12
	Jalandhar										
13	Sh.RanaGurjit Singh,LS (Jalandhar)	478	224	146	144	87	2	2	379	79.29	65.18
14	Sh. Charanjit Singh Attwal, LS (Phillaur)	845	546	407	161	134	8	10	710	84.02	74.54
15	Sh. Naresh Kumar Gujral, RS (Jalandhar)	52	10	0	0	0	0	0	0	0.00	0.00
	<i>Total</i>	<i>1375</i>	<i>780</i>	<i>553</i>	<i>305</i>	<i>221</i>	<i>10</i>	<i>12</i>	<i>1089</i>	<i>79.20</i>	<i>70.90</i>
16	Ludhiana - Sh. Sharanjit Singh Dhillon, LS	776	471	471	243	9	26	5	749	96.52	100.00
17	Patiala - Smt. Preneet Kaur, LS	363	207	187	0	155	0	0	342	94.21	90.34
18	Sangrur - Sh. Sukhdev Singh Dhindsa, LS	1224	805	805	0	388	31	132	1224	100.00	100.00
19	Fatehgarh Sahib - Sh. Sukhdev Singh Libra, LS(Ropar)	1656	751	751	657	204	43	4	1655	99.94	100.00
20	Taran Tarn - Sh. Manohar Singh Gill, RS	348	136	11	0	337	0	0	348	100.00	8.09
	Total	14001	8476	7585	2993	2591	215	442	13384	95.59	89.49

*32 works of Rs 15.20 lacs are shown as discontinues work during 14th Lok Sabha (Sangrur)

Sr. No.	Constituency	Actual Works		Works Uploaded							
		Sanctioned	Completed	Completed	Ongoing	Yet Not Started	Discontinued	Delayed	Total Works Placed on Website (5+6+7+8)	% of Works Placed on Website (10/3)	% of Completed Works on Website (5/4)
1	2	3	4	5	6	7	8	9	10	11	12
1	Amritsar	324	324	324	0	0	0	0	324	100.00	100.00
2	Bathinda	455	455	455	0	0	0	2	455	100.00	100.00
3	Faridkot	981	981	981	0	0	0	0	981	100.00	100.00
4	Firozpur	490	488	488	0	2	0	3	490	100.00	100.00
5	Gurdaspur	331	331	339	0	0	0	0	339	102.42	102.42
6	Hoshiarpur	335	334	334	0	0	1	33	335	100.00	100.00
7	Jalandhar	422	419	418	0	0	0	137	418	99.05	99.76
8	Ludhiana	158	152	152	0	0	0	0	152	96.20	100.00
9	Patiala	155	155	155	0	0	0	1	155	100.00	100.00
10	Phillaur	647	645	630	0	15	2	61	647	100.00	97.67
11	Ropar	201	200	200	0	1	0	15	201	100.00	100.00
12	Sangrur	98	94	94	0	0	4	2	98	100.00	100.00
13	Taran Tarn	147	147	147	0	0	0	0	147	100.00	100.00
	Total	4744	4725	4717	0	18	7	254	4742	99.96	99.83

Sr. No.	Constituency	Actual Works		Works Uploaded							
		Sanctioned	Completed	Completed	Ongoing	Yet Not Started	Discontinued	Delayed	Total Works Placed on Website (5+6+7+8)	% of Works Placed on Website (10/3)	% of Completed Works on Website (5/4)
1	2	3	4	5	6	7	8	9	10	11	12
1	Amritsar	138	138	138	0	0	0	0	138	100.00	100.00
2	Bathinda	139	139	139	0	0	0	0	139	100.00	100.00
3	Faridkot	398	398	398	0	0	0	0	398	100.00	100.00
4	Ferozepur	231	230	230	0	1	0	2	231	100.00	100.00
5	Gurdaspur	184	184	192	0	0	0	0	192	104.35	104.35
6	Hoshiarpur	386	386	386	0	0	0	0	386	100.00	100.00
7	Jalandhar	184	184	184	0	0	0	57	184	100.00	100.00
8	Ludhiana	190	190	190	0	0	0	0	190	100.00	100.00
9	Patiala	319	319	319	0	0	0	1	319	100.00	100.00
10	Phillaur	710	710	708	0	6	1	95	710	100.00	99.72
11	Ropar	327	327	327	0	0	0	0	327	100.00	100.00
12	Sangrur	291	285	285	0	0	6	2	291	100.00	100.00
13	Taran Tarn	521	521	504	0	0	0	0	504	96.74	96.74
	Total	4018	4011	4000	0	7	7	157	4009	99.78	99.73

Sr. No.	Constituency	Actual Works		Works Uploaded							
		Sanctioned	Completed	Completed	Ongoing	Yet Not Started	Discontinued	Delayed	Total Works Placed on Website (5+6+7+8)	% of Works Placed on Website (10/3)	% of Completed Works on Website (5/4)
1	2	3	4	5	6	7	8	9	10	11	12
1	Amritsar	49	49	49	0	0	0	0	49	100.00	100.00
2	Bathinda	240	240	240	0	0	0	0	240	100.00	100.00
3	Faridkot	285	285	284	0	1	0	0	285	100.00	99.65
4	Ferozepur	111	111	111	0	0	0	1	111	100.00	100.00
5	Gurdaspur	216	216	215	0	0	0	0	215	99.54	99.54
6	Hoshiarpur	287	287	287	0	0	0	212	287	100.00	100.00
7	Jalandhar	116	116	116	0	0	0	24	116	100.00	100.00
8	Ludhiana	71	71	71	0	0	0	0	71	100.00	100.00
9	Patiala	147	147	147	0	0	0	0	147	100.00	100.00
10	Phillaur	248	248	247	0	0	0	85	247	99.60	99.60
11	Ropar	234	234	234	0	0	0	0	234	100.00	100.00
12	Sangrur	234	234	230	0	0	4	1	234	100.00	98.29
13	Taran Tarn	192	192	102	1	60	0	0	163	84.90	53.13
	Total	2430	2430	2333	1	61	4	323	2399	98.72	96.01

Sr. No.	Constituency	Actual Works		Works Uploaded							
		Sanctioned	Completed	Completed	Ongoing	Yet Not Started	Discontinued	Delayed	Total Works Placed on Website (5+6+7+8)	% of Works Placed on Website (10/3)	% of Completed Works on Website (5/4)
1	2	3	4	5	6	7	8	9	10	11	12
1	Amritsar	1047	1046	1045	0	1	1	0	1047	100.00	99.90
2	Bathinda	1375	1375	1375	0	0	0	1	1375	100.00	100.00
3	Faridkot	1741	1724	1711	3	116	10	23	1840	105.69	99.25
4	Firozpur	1026	1018	1018	8	0	0	7	1026	100.00	100.00
5	Gurdaspur	1151	1151	1121	0	3	1	0	1125	97.74	97.39
6	Hoshiarpur	2923	2886	2886	6	6	25	336	2923	100.00	100.00
7	Jalandhar	1769	1764	1764	0	3	2	339	1769	100.00	100.00
8	Ludhiana	1269	1250	1250	19	0	0	2	1269	100.00	100.00
9	Patiala	1267	1267	1267	0	0	0	116	1267	100.00	100.00
10	Phillaur	2458	2432	2403	21	25	9	447	2458	100.00	98.81
11	Ropar	2761	2563	2563	89	10	99	41	2761	100.00	100.00
12	Sangrur	2024	1862	1862	0	0	162	15	2024	100.00	100.00
13	Taran Tarn	1164	1164	1164	0	0	0	0	1164	100.00	100.00
	Total	21975	21502	21429	146	164	309	1327	22048	100.33	99.66

*Sangrur 176 works discontinued (Duplicate)

Sr. No.	Constituency	Actual Works		Works Uploaded							
		Sanctioned	Completed	Completed	Ongoing	Yet Not Started	Discontinued	Delayed	Total Works Placed on Website (5+6+7+8)	% of Works Placed on Website (10/3)	% of Completed Works on Website (5/4)
1	2	3	4	5	6	7	8	9	10	11	12
1	Amritsar										
	Sh.Raj Mohinder Singh	308	298	0	0	2	0	0	2	0.65	0.00
2	Jalandhar										
2.1	Sh. Balbir Singh	301	301	301	0	0	0	118	301	100.00	100.00
2.2	Sh. Iqbal Singh	187	187	187	0	0	0	87	187	100.00	100.00
2.3	Sh. Barjinder Singh Hamdard	220	220	211	0	0	0	61	211	95.91	95.91
	<i>Total</i>	<i>708</i>	<i>708</i>	<i>699</i>	<i>0</i>	<i>0</i>	<i>0</i>	<i>266</i>	<i>699</i>	<i>98.73</i>	<i>98.73</i>
3	Ludhiana										
3.1	Sh. Jagir Singh Dard	289	286	286	1	2	0	0	289	100.00	100.00
3.2	Sh. Mohinder Singh Kalyan	153	152	152	1	0	0	0	153	100.00	100.00
3.3	Sh.Lajpat Rai	324	320	320	1	0	3	1	324	100.00	100.00
	<i>Total</i>	<i>766</i>	<i>758</i>	<i>758</i>	<i>3</i>	<i>2</i>	<i>3</i>	<i>1</i>	<i>766</i>	<i>100.00</i>	<i>100.00</i>
4	Patiala										
4.1	Sh. Vinod Sharma	258	258	257	0	0	1	2	258	100.00	99.61
4.2	Sh. Surinder Kumar Singla	404	404	399	0	1	0	7	400	99.01	98.76
4.3	Sh.Gurcharan Singh Tohra	1418	1402	1402	0	15	0	0	1417	99.93	100.00
	<i>Total</i>	<i>2080</i>	<i>2064</i>	<i>2058</i>	<i>0</i>	<i>16</i>	<i>1</i>	<i>9</i>	<i>2075</i>	<i>99.76</i>	<i>99.71</i>

Sr. No.	Constituency	Actual Works		Works Uploaded							
		Sanctioned	Completed	Completed	Ongoing	Yet Not Started	Discontinued	Delayed	Total Works Placed on Website (5+6+7+8)	% of Works Placed on Website (10/3)	% of Completed Works on Website (5/4)
1	2	3	4	5	6	7	8	9	10	11	12
5	Ferozepur										
	Sh. Virendera Kataria	134	134	134	0	0	0	1	134	100.00	100.00
6	Gurdaspur										
6.1	Sh. Bhupinder Singh Mann	206	206	200	0	0	0	0	200	97.09	97.09
6.2	Smt. Sukhbans Kaur Bhinder	497	458	312	164	17	0	9	493	99.20	68.12
<i>Total</i>		<i>703</i>	<i>664</i>	<i>512</i>	<i>164</i>	<i>17</i>	<i>0</i>	<i>9</i>	<i>693</i>	<i>98.58</i>	<i>77.11</i>
7	Mansa										
	Sh. Balwinder Singh Bhunder	983	983	983	0	0	0	6	983	100.00	100.00
8	Fatehgarh Sahib										
	Sh.Sukhdev Singh Libra	1669	1556	1556	49	4	59	11	1668	99.94	100.00
9	Sangrur										
	Sh.Sukhdev Singh Dhindsa	1268	1200	1200	0	0	68	3	1268	100.00	100.00
10	Faridkot										
	Smt. Gurcharan Kaur	254	247	303	2	26	6	6	337	132.68	122.67
11	Mukatsar										
	Sh.Sukhbir Singh Badal	766	751	751	0	14	1	1	766	100.00	100.00
Grand Total		9639	9363	8954	218	81	138	313	9391	97.43	95.63