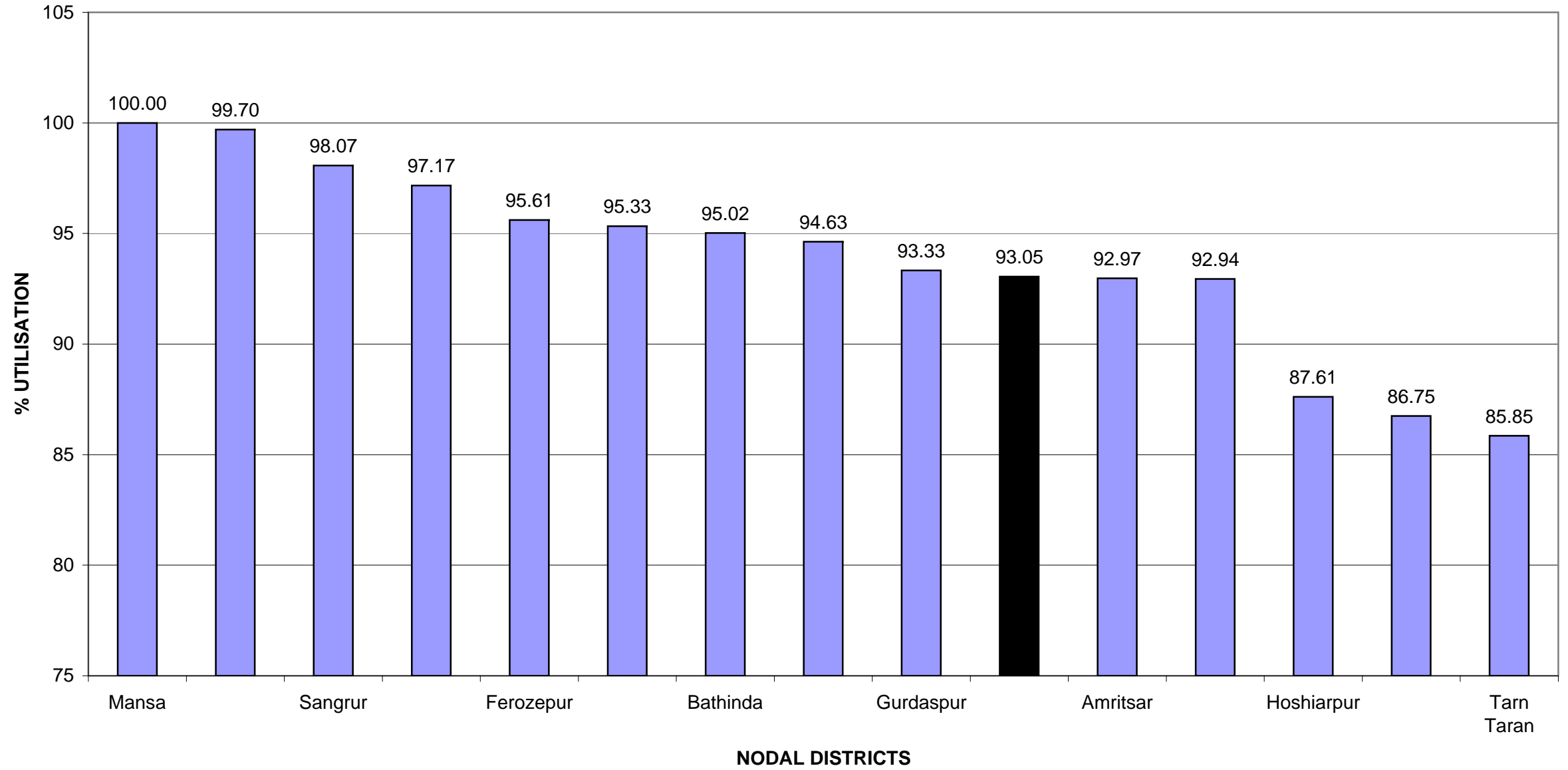
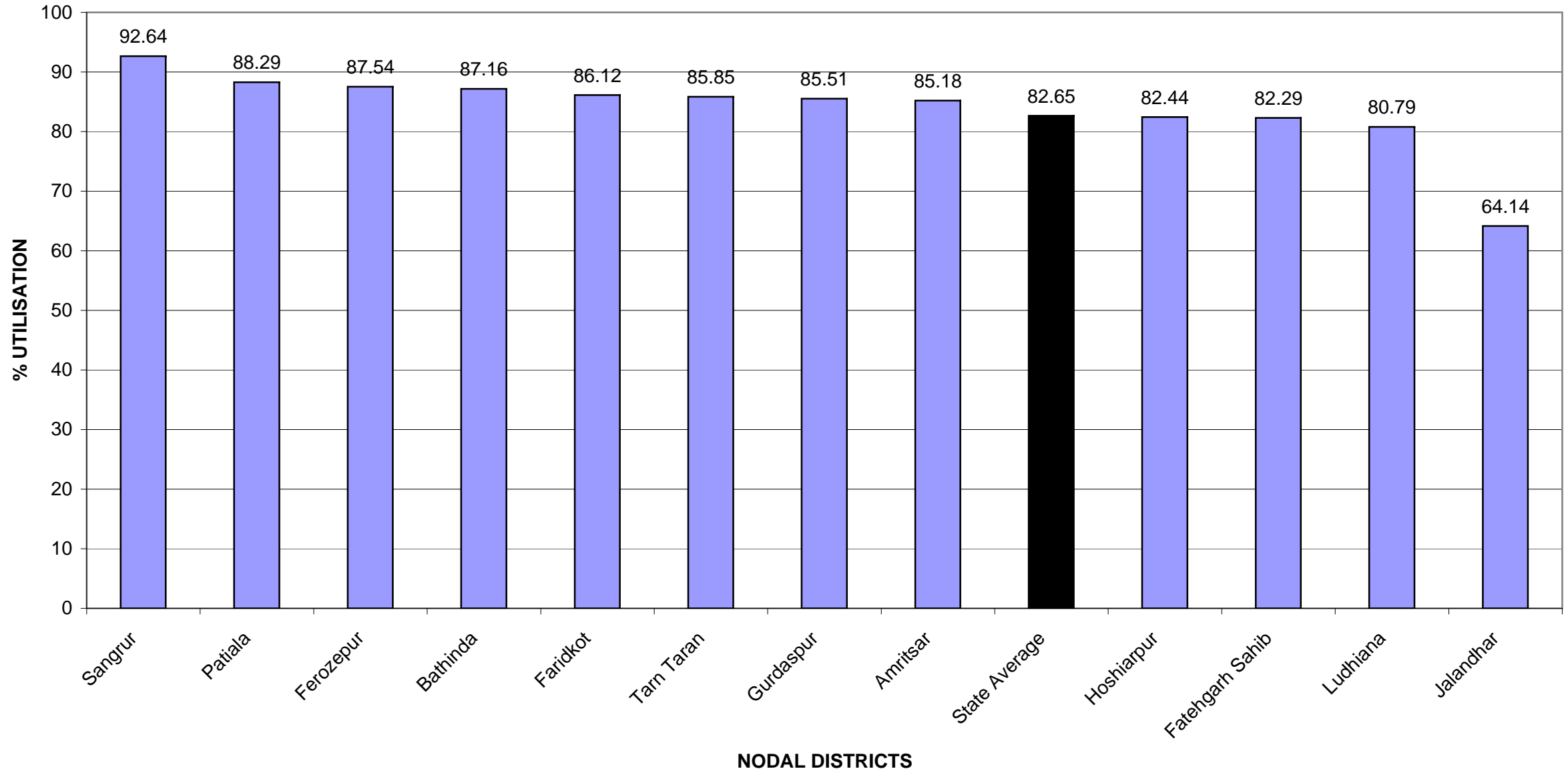


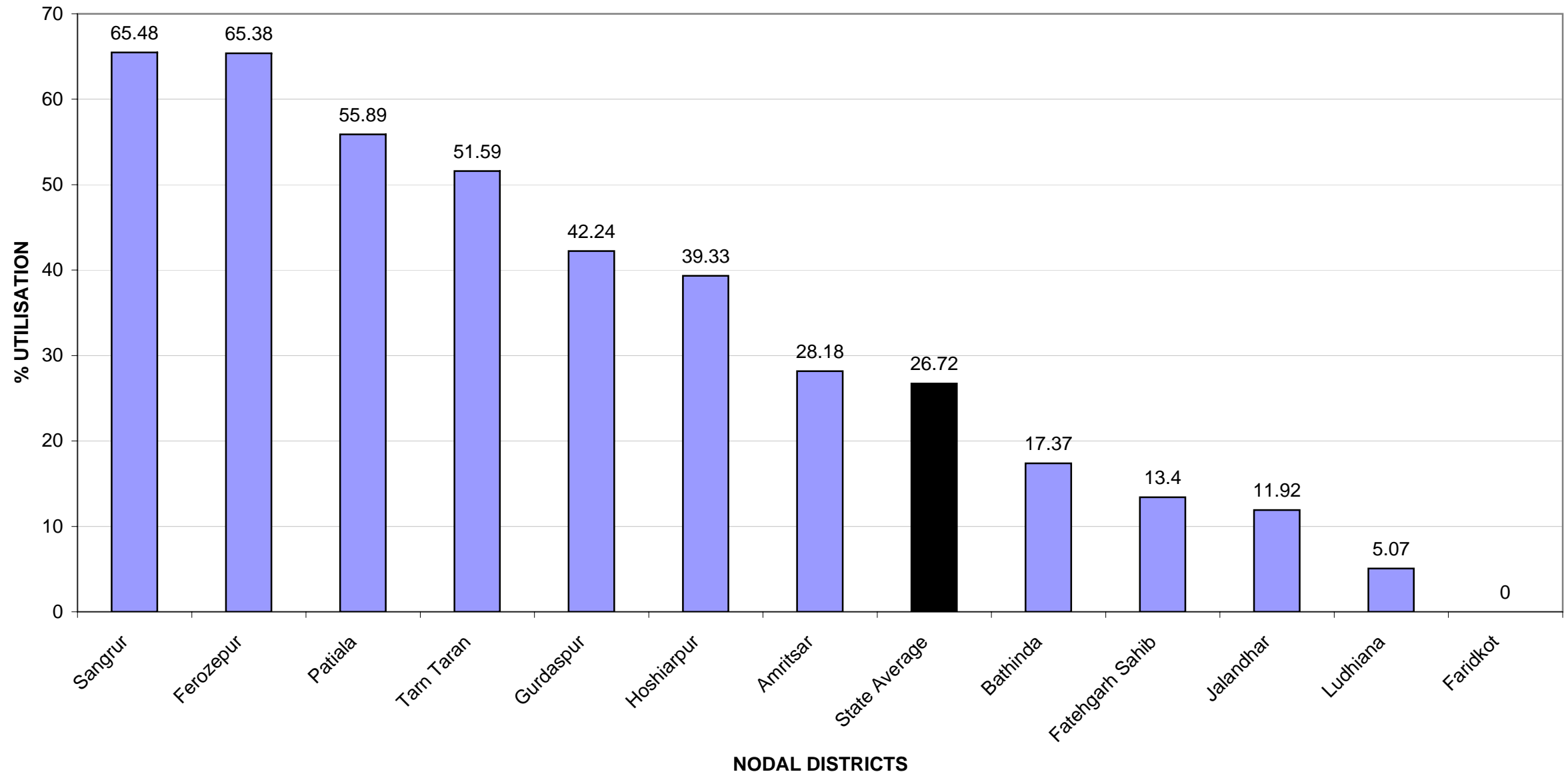
ITEM 2.1%AGE UTILISATION OF FUNDS UPTO 28-2-2009 SITTING/EX MPs BOTH LS AND RS SINCE INCEPTION(1993-1994)



ITEM 5.1 (A) %AGE UTILISATION OF FUNDS **UPTO 28-2-2009** NODAL DISTRICT WISE- FOR SITTING MPs BOTH LS AND RS



ITEM 5.1(B)%AGE UTILISATION OF FUNDS DURING FEBRUARY 2009-NODAL DISTRICT WISE-FOR SITTING MPs BOTH LS AND RS



SN	Constituency	Installments not released by Govt. of India	Reasons of non-release			
		2008-09 (Hnd)	Unsanctioned balance >50 lakh	Unspent Balance >100 lakh	UC pending	Audit certificate pending
1	Jalandhar	1	Yes	Yes	2007-08	2006-07
2	Phillaur	1	No	Yes	2007-08	2006-07
	Total	2				

SN.	Name - Rajya Sabha MP	Installments not released by GOI					Reasons of non-release			
		2006-07 (IInd)	2007-08 (Ist)	2007-08 (IInd)	2008-09 (Ist)	2008-09 (IInd)	Unsanctioned balance >50 lakh	Unspent Balance >100 lakh	UC pending	Audit certificate pending
1	Sh. Raj Mohinder Singh (Amritsar)					1	No	Yes	2007-08	2006-07
2	Sh. Ashwani Kumar (Gurdaspur)	1	1	1	1	1	No	Yes	2005-06 2006-07 2007-08	2004-05 2005-06 2006-07
3	Sh. Dharam Pal Sabarwal (Hoshiarpur)			1	1	1	Yes	Yes	2006-07 2007-08	
4	Sh. Naresh Gujral (Jalandhar)					1	No	Yes	2007-08	2006-07
	Total	1	1	2	2	4				

SN	Nodal District	Funds available					Actual Expenditure					Unutilised funds (Col 7-Col 12)	% age utilisation of funds Col.(12/7)	Rank
		Sitting Lok Sabha	Sitting Rajya Sabha	Previous Lok Sabha	Retired Rajya Sabha	Total	Sitting Lok Sabha	Sitting Rajya Sabha	Previous Lok Sabha	Retired Rajya Sabha	Total			
1	2	3	4	5	6	7	8	9	10	11	12	13	14	15
1	Amritsar	2306.01	839.98	3026.03	500.46	6672.48	2017.37	662.52	3023.03	500.46	6203.38	469.10	92.97	10
2	Bathinda	1027.60	0.00	1618.61	0.00	2646.21	895.70	0.00	1618.61	0.00	2514.31	131.90	95.02	7
3	Faridkot	1184.12	0.00	1364.46	660.31	3208.89	1019.78	0.00	1360.57	656.22	3036.57	172.32	94.63	8
4	Ferozepur	1019.93	0.00	1624.20	395.00	3039.13	892.82	0.00	1617.92	395.00	2905.74	133.39	95.61	5
5	Gurdaspur	992.64	961.77	1549.09	750.51	4254.01	901.65	769.47	1549.09	750.11	3970.32	283.69	93.33	9
6	Hoshiarpur	1042.02	2777.36	1622.78	0.00	5442.16	916.88	2231.82	1619.37	0.00	4768.07	674.09	87.61	12
7	Jalandhar	1934.62	416.59	3167.64	1016.95	6535.80	1354.40	153.60	3144.61	1016.95	5669.56	866.24	86.75	13
8	Ludhiana	1036.18	0.00	1644.58	1951.50	4632.26	837.08	0.00	1629.38	1949.50	4415.96	216.30	95.33	6
9	Patiala	1010.98	0.00	1625.10	1974.33	4610.41	892.58	0.00	1625.10	1962.08	4479.76	130.65	97.17	4
10	Sangrur	1025.49	0.00	1631.62	1254.02	3911.13	950.01	0.00	1631.62	1254.02	3835.65	75.48	98.07	3
11	Fatehgarh Sahib	1046.34	0.00	1630.70	1204.01	3881.05	861.06	0.00	1606.02	1140.11	3607.19	273.86	92.94	11
12	Mansa	0.00	0.00	0.00	806.16	806.16	0.00	0.00	0.00	806.16	806.16	0.00	100.00	1
13	Mukatsar	0.00	0.00	0.00	813.88	813.88	0.00	0.00	0.00	811.46	811.46	2.42	99.70	2
14	Tarn Taran	0.00	1065.79	0.00	0.00	1065.79	0.00	914.95	0.00	0.00	914.95	150.84	85.85	14
	Total	13625.93	6061.49	20504.81	11327.13	51519.36	11539.33	4732.36	20425.32	11242.07	47939.08	3580.28	93.05	

SN.	Nodal District	Works Sanctioned					Works Completed					Pending Works (col.7-12)	%age of works completed Col.(12/7)	Rank
		Sitting Lok Sabha	Sitting Rajya Sabha	Previous Lok Sabha	Retd. Rajya Sabha	Total	Sitting Lok Sabha	Sitting Rajya Sabha	Previous Lok Sabha	Retd. Rajya Sabha	Total			
<i>1</i>	<i>2</i>	<i>3</i>	<i>4</i>	<i>5</i>	<i>6</i>	<i>7</i>	<i>8</i>	<i>9</i>	<i>10</i>	<i>11</i>	<i>12</i>	<i>13</i>	<i>14</i>	<i>15</i>
1	Amritsar	1716	514	3581	308	6119	716	183	3577	308	4784	1335	78.18	13
2	Bathinda	998	0	2209	0	3207	627	0	2209	0	2836	371	88.43	10
3	Faridkot	1021	0	3405	254	4680	887	0	3397	251	4535	145	96.90	5
4	Ferozepur	588	0	1858	134	2580	531	0	1849	134	2514	66	97.44	3
5	Gurdaspur	997	954	1882	703	4536	844	618	1882	696	4040	496	89.07	8
6	Hoshiarpur	1387	1327	3905	0	6619	947	873	3895	0	5715	904	86.34	12
7	Jalandhar	1626	183	6542	708	9059	875	19	6514	705	8113	946	89.56	7
8	Ludhiana	933	0	1682	762	3377	565	0	1667	759	2991	386	88.57	9
9	Patiala	452	0	1888	2081	4421	229	0	1888	2064	4181	240	94.57	6
10	Sangrur	1404	0	2471	1200	5075	1261	0	2471	1200	4932	143	97.18	4
11	Fatehgarh Sahib	1773	0	3424	1610	6807	1025	0	3362	1557	5944	863	87.32	11
12	Mansa	0	0	0	983	983	0	0	0	983	983	0	100.00	1
13	Mukatsar	0	0	0	766	766	0	0	0	761	761	5	99.35	2
14	TarnTaran	0	401	0	0	401	0	144	0	0	144	257	35.91	14
Total		12895	3379	32847	9509	58630	8507	1837	32711	9418	52473	6157	89.50	

SN	Nodal District	Total Funds available	Funds sanctioned	Actual Expenditure	Unutilised/ Unspent Balance (col.3 -col.5)	%age utilisation over funds available (col.5 over col.3)
<i>1</i>	<i>2</i>	<i>3</i>	<i>4</i>	<i>5</i>	<i>6</i>	<i>7</i>
<i>1</i>	<i>Amritsar</i>	<i>3026.03</i>	<i>3026.03</i>	<i>3023.03</i>	<i>3.00</i>	<i>99.90</i>
1.1	Amritsar Constituency	1412.01	1412.01	1411.01	1.00	99.93
1.2	Taran Tarn Constituency	1614.02	1614.02	1612.02	2.00	99.88
2	Bathinda	1618.61	1618.61	1618.61	0.00	100.00
3	Faridkot	1364.46	1364.46	1360.57	3.89	99.71
4	Ferozepur	1624.20	1624.20	1617.92	6.28	99.61
5	Gurdaspur	1549.09	1549.09	1549.09	0.00	100.00
6	Hoshiarpur	1622.78	1622.78	1619.37	3.41	99.79
<i>7</i>	<i>Jalandhar</i>	<i>3167.64</i>	<i>3167.64</i>	<i>3144.61</i>	23.03	<i>99.27</i>
7.1	Jalandhar Constituency	1592.38	1592.38	1586.98	5.40	99.66
7.2	Phillaur Constituency	1575.26	1575.26	1557.63	17.63	98.88
8	Ludhiana	1644.58	1644.58	1629.38	15.20	99.08
9	Patiala	1625.10	1625.10	1625.10	0.00	100.00
10	Ropar	1630.70	1630.70	1606.02	24.68	98.49
11	Sangrur	1631.62	1631.62	1631.62	0.00	100.00
	Grand Total	20504.81	20504.81	20425.32	79.49	99.61

SN	Nodal District	Works sanctioned		Works completed		Works under progress		UC's received	
		No.	Cost	No.	Cost	No.	Cost	No.	Cost
<i>1</i>	<i>2</i>	<i>3</i>	<i>4</i>	<i>5</i>	<i>6</i>	<i>7</i>	<i>8</i>	<i>9</i>	<i>10</i>
<i>1</i>	<i>Amritsar</i>	<i>3581</i>	<i>3026.03</i>	<i>3577</i>	<i>3023.03</i>	<i>4</i>	<i>3.00</i>	<i>3577</i>	<i>3023.03</i>
1.1	Amritsar Constituency	1557	1412.01	1556	1411.01	1	1.00	1556	1411.01
1.2	Taran Tarn	2024	1614.02	2021	1612.02	3	2.00	2021	1612.02
2	Bathinda	2209	1618.61	2209	1618.61	0	0.00	2209	1618.61
3	Faridkot	3405	1364.46	3397	1359.37	8	5.09	3397	1359.37
4	Ferozepur	1858	1624.20	1849	1614.44	9	9.76	1828	1613.88
5	Gurdaspur	1882	1549.09	1882	1549.09	0	0.00	1852	1521.40
6	Hoshiarpur	3905	1622.78	3895	1614.03	10	8.75	3895	1614.03
<i>7</i>	<i>Jalandhar</i>	<i>6542</i>	<i>3167.64</i>	<i>6514</i>	<i>3144.61</i>	28	23.03	<i>6514</i>	<i>3144.61</i>
7.1	Jalandhar Constituency	2489	1592.38	2478	1586.98	11	5.40	2478	1586.98
7.2	Phillaur Constituency	4053	1575.26	4036	1557.63	17	17.63	4036	1557.63
8	Ludhiana	1682	1644.58	1667	1629.38	15	15.20	1667	1629.38
9	Patiala	1888	1625.10	1888	1625.10	0	0.00	1888	1625.10
10	Ropar	3424	1630.70	3362	1588.79	62	41.91	3362	1588.79
11	Sangrur	2471	1631.62	2471	1631.62	0	0	2471	1631.62
	Grand Total	32847	20504.81	32711	20398.07	136	106.74	32660	20369.82

SN	Nodal District	Total Funds Recd by the MP	Funds distributed to successor MPs	Funds to be distributed	Total Funds Sanctioned by the MP Col. {3-(4+5)}	Actual Exp.	Unspent Balance Col.(6-7)	%age utilisation over funds available Col. (7/6)
1	2	3	4	5	6	7	8	9
1	Amritsar - Sh.Raj Mohinder Singh	500.46	0.00	0.00	500.46	500.46	0.00	100.00
2	Jalandhar							
2.1	Sh. Balbir Singh	438.80	55.04	0.00	383.76	383.76	0.00	100.00
2.2	Sh. Iqbal Singh	340.94	59.79	0.00	281.15	281.15	0.00	100.00
2.3	Sh. Barjinder Singh Hamdard	354.38	2.34	0.00	352.04	352.04	0.00	100.00
Total		1134.12	117.17	0.00	1016.95	1016.95	0.00	100.00
3	Ludhiana							
3.1	Sh. Jagir Singh Dard	426.18	23.18	0.25	402.75	400.75	2.00	99.50
3.2	Sh. Mohinder Singh Kalyan	489.97	36.97	0.00	453.00	453.00	0.00	100.00
3.3	Sh.Lajpat Rai	1218.34	122.59	0.00	1095.75	1095.75	0.00	100.00
Total		2134.49	182.74	0.25	1951.50	1949.50	2.00	99.90
4	Patiala							
4.1	Sh. Vinod Sharma	414.26	16.34	0.00	397.92	395.92	2.00	99.50
4.2	Sh. Surinder Kumar Singla	389.46	38.59	0.00	350.87	350.87	0.00	100.00
4.3	Sh. Gurchran Singh Tohra	1250.60	23.13	1.93	1225.54	1215.29	10.25	99.16
Total		2054.32	78.06	1.93	1974.33	1962.08	12.25	99.38

SN	Nodal District	Total Funds Recd by the MP	Funds distributed to successor MPs	Funds to be distributed	Total Funds Sanctioned by the MP Col. {3-(4+5)}	Actual Exp.	Unspent Balance Col.(6-7)	%age utilisation over funds available Col. (7/6)
1	2	3	4	5	6	7	8	9
5	Ferozepur - Sh. Virendera Kataria	395.00	0.00	0.00	395.00	395.00	0.00	100.00
6	Gurdaspur							
6.1	Sh. Bhupinder Singh Mann	212.81	9.70	0.00	203.11	203.11	0.00	100.00
6.2	Smt. Sukhbans Kaur Bhinder	557.66	10.26	0.00	547.40	547.00	0.40	99.93
	Total	770.47	19.96	0.00	750.51	750.11	0.40	99.95
7	Mansa - Sh. Balwinder Singh Bhunder	847.15	40.99	0.00	806.16	806.16	0.00	100.00
8	Fatehgarh Sahib - Sh.Sukhdev Singh Libra	1257.13	53.12	0.00	1204.01	1140.11	63.90	94.69
9	Sangrur - Sh.Sukhdev Singh Dhindsa	1264.31	10.29	0.00	1254.02	1254.02	0.00	100.00
10	Faridkot - Smt.Gurcharan Kaur	679.80	19.47	0.02	660.31	656.22	4.09	99.38
11	Mukatsar - Sh.Sukhbir Singh Badal	834.70	0.00	20.82	813.88	811.46	2.42	99.70
Grand Total		11871.95	521.80	23.02	11327.13	11242.07	85.06	99.25

SN	Nodal District	Works sanctioned		Works completed		Works under progress		UC's received	
		No.	Cost	No.	Cost	No.	Cost	No.	Cost
<i>1</i>	<i>2</i>	<i>3</i>	<i>4</i>	<i>5</i>	<i>6</i>	<i>7</i>	<i>8</i>	<i>9</i>	<i>10</i>
1	Amritsar- Sh.Raj Mohinder Singh	308	500.46	308	500.46	0	0.00	308	500.46
2	Jalandhar								
2.1	Sh. Balbir Singh	301	383.76	298	381.76	3	2.00	298	381.76
2.2	Sh. Iqbal Singh	187	281.15	187	281.15	0	0.00	187	281.15
2.3	Sh. Barjinder Singh Hamdard	220	352.04	220	352.04	0	0.00	220	352.04
	Total	708	1016.95	705	1014.95	3	2.00	705	1014.95
3	Ludhiana								
3.1	Sh. Jagir Singh Dard	289	402.75	287	400.75	2	2.00	287	400.75
3.2	Sh. Mohinder Singh Kalyan	153	453.00	152	448.00	1	5.00	152	448.00
3.3	Sh.Lajpat Rai	320	1095.75	320	1095.75	0	0.00	320	1095.75
	Total	762	1951.50	759	1944.50	3	7.00	759	1944.50
4	Patiala								
4.1	Sh. Vinod Sharma	259	397.92	258	395.92	1	2.00	258	395.92
4.2	Sh. Surinder Kumar Singla	404	350.87	404	350.87	0	0.00	404	350.87
4.3	Sh. Gurchran Singh Tohra	1418	1225.54	1402	1215.29	16	10.25	1402	1215.29
	Total	2081	1974.33	2064	1962.08	17	12.25	2064	1962.08

SN	Nodal District	Works sanctioned		Works completed		Works under progress		UC's received	
		No.	Cost	No.	Cost	No.	Cost	No.	Cost
1	2	3	4	5	6	7	8	9	10
5	Ferozepur - Sh. Virendera Kataria	134	395.00	134	395.00	0	0.00	134	395.00
6	Gurdaspur								
6.1	Sh. Bhupinder Singh Mann	206	203.11	206	203.11	0	0.00	206	203.11
6.2	Smt. Sukhbans Kaur Bhinder	497	547.40	490	533.40	7	14.00	419	463.90
	Total	703	750.51	696	736.51	7	14.00	625	667.01
7	Mansa - Sh. Balwinder Singh Bhunder	983	806.16	983	806.16	0	0.00	960	790.46
8	Fatehgarh Sahib* - Sh.Sukhdev Singh Libra	1610	1204.01	1557	1135.11	53	68.90	1557	1135.11
9	Sangrur** - Sh.Sukhdev Singh Dhindsa	1200	1254.02	1200	1254.02	0	0.00	1200	1254.02
10	Faridkot - Smt.Gurcharan Kaur	254	660.31	251	656.22	3	4.09	246	648.55
11	Mukatsar*** - Sh.Sukhbir Singh Badal	766	813.88	761	810.44	5	3.44	761	810.44
	Grand Total	9509	11327.13	9418	11215.45	91	111.68	9319	11122.58

* 59 works discontinued.excluded

** 68 woks discontinued of Rs.73.03 lac are excluded.

***Included two discontinued works.

SN	Nodal District	Total Fund available	Sanction				Actual Expenditure				Unsanctioned/Unspent			Performance During Feb., 2009	
			Upto previous month 31/1/09	During current month 28/2/09 Col (6-4)	Upto current month 28/2/09	% age of funds sanctioned Col (6/3)	Upto previous month 31/1/09	During current month 28/2/09 Col (10-8)	Upto current month 28/2/09	%age utilisation Col(10/3)	Unsanctioned Balance - Col (3-6)	Total Unspent Balance Col (3-10)	Unspent with the Executing Agencies as on 28/2/09 - Col (13-12) = (6-10)	Unspent with the Executing Agencies as on 31/1/09 - Col (14+9-5) = (4-8)	%age of Funds spent during Feb., 09 - Col (9/15)
1	2	3	4	5	6	7	8	9	10	11	12	13	14	15	16
	Amritsar														
1	Sh.Navjot Singh Sidhu, LS (Amritsar)	1241.14	1187.69	53.45	1241.14	100.00	1051.97	97.10	1149.07	92.58	0.00	92.07	92.07	135.72	71.54
2	Dr.Rattan Singh Ajnala,LS (Tarn Taran)	1064.87	964.62	99.94	1064.56	99.97	868.30	0.00	868.30	81.54	0.31	196.57	196.26	96.32	0.00
3	Sh.Rajmohinder Singh, RS	839.98	775.05	59.60	834.65	99.37	662.52	0.00	662.52	78.87	5.33	177.46	172.13	112.53	0.00
	<i>Total</i>	3145.99	2927.36	212.99	3140.35	99.82	2582.79	97.10	2679.89	85.18	5.64	466.10	460.46	344.57	28.18
4	Bathinda -Smt. Paramjit Kaur, LS	1027.60	990.86	33.30	1024.16	99.67	875.70	20.00	895.70	87.16	3.44	131.90	128.46	115.16	17.37
5	Faridkot -Sh. Sukhbir Singh Badal, LS	1184.12	1117.82	0.00	1117.82	94.40	1019.78	0.00	1019.78	86.12	66.30	164.34	98.04	98.04	0.00
6	Ferozepur -Sh. Zora Singh Mann, LS	1019.93	906.15	110.00	1016.15	99.63	867.65	25.17	892.82	87.54	3.78	127.11	123.33	38.50	65.38
	Gurdaspur														
7	Sh. Vinod Khanna, LS	992.64	946.82	44.50	991.32	99.87	831.36	70.29	901.65	90.83	1.32	90.99	89.67	115.46	60.88
8	Sh.Ashwani Kumar, RS	961.77	853.14	58.88	912.02	94.83	745.52	23.95	769.47	80.01	49.75	192.30	142.55	107.62	22.25
	<i>Total</i>	1954.41	1799.96	103.38	1903.34	97.39	1576.88	94.24	1671.12	85.51	51.07	283.29	232.22	223.08	42.24

SN	Nodal District	Total Fund available	Sanction				Actual Expenditure				Unsanctioned/Unspent			Performance During Feb., 2009	
			Upto previous month 31/1/09	During current month 28/2/09 Col (6-4)	Upto current month 28/2/09	% age of funds sanctioned Col (6/3)	Upto previous month 31/1/09	During current month 28/2/09 Col (10-8)	Upto current month 28/2/09	%age utilisation Col(10/3)	Unsanctioned Balance - Col (3-6)	Total Unspent Balance Col (3-10)	Unspent with the Executing Agencies as on 28/2/09 - Col (13-12) =(6-10)	Unspent with the Executing Agencies as on 31/1/09 - Col (14+9-5) =(4-8)	%age of Funds spent during Feb., 09 - Col (9/15)
1	2	3	4	5	6	7	8	9	10	11	12	13	14	15	16
	Hoshiarpur														
9	Sh.Avinash Rai Khanna, LS	1042.02	940.46	99.72	1040.18	99.82	876.88	40.00	916.88	87.99	<u>1.84</u>	<u>125.14</u>	123.30	63.58	62.91
10	Sh. Dharampal Sabharwal, RS	764.98	574.03	86.35	660.38	86.33	475.28	40.00	515.28	67.36	<u>104.60</u>	<u>249.70</u>	145.10	98.75	40.51
11	Smt. Ambika Soni, RS	955.00	840.63	100.36	940.99	98.53	776.34	40.00	816.34	85.48	14.01	138.66	124.65	64.29	62.22
12	Sh.Varinder Singh Bajwa, RS	1057.38	1001.05	56.32	1057.37	100.00	885.70	14.50	900.20	85.13	<u>0.01</u>	<u>157.18</u>	157.17	115.35	12.57
	<i>Total</i>	<i>3819.38</i>	<i>3356.17</i>	<i>342.75</i>	<i>3698.92</i>	<i>96.85</i>	<i>3014.20</i>	<i>134.50</i>	<i>3148.70</i>	<i>82.44</i>	<i>120.46</i>	<i>670.68</i>	<i>550.22</i>	<i>341.97</i>	<i>39.33</i>
	Jalandhar														
13	Sh.RanaGurjit Singh,LS (Jalandhar)	953.31	750.02	94.89	844.91	88.63	590.34	64.03	654.37	68.64	108.40	<u>298.94</u>	190.54	159.68	<i>40.10</i>
14	Sh. Charanjit Singh Attwal, LS (Phillaur)	981.31	980.25	0.00	980.25	99.89	700.03	0.00	700.03	71.34	1.06	<u>281.28</u>	280.22	280.22	<i>0.00</i>
15	Sh. Naresh Gujral, RS (Jalandhar)	416.59	351.44	61.81	413.25	99.20	140.00	13.60	153.60	36.87	<u>3.34</u>	<u>262.99</u>	259.65	211.44	<i>6.43</i>
	<i>Total</i>	<i>2351.21</i>	<i>2081.71</i>	<i>156.70</i>	<i>2238.41</i>	<i>287.72</i>	<i>1430.37</i>	<i>77.63</i>	<i>1508.00</i>	<i>64.14</i>	<i>112.80</i>	<i>843.21</i>	<i>730.41</i>	<i>651.34</i>	<i>11.92</i>

SN	Nodal District	Total Fund available	Sanction				Actual Expenditure				Unsanctioned/Unspent			Performance During Feb., 2009	
			Upto previous month 31/1/09	During current month 28/2/09 Col (6-4)	Upto current month 28/2/09	% age of funds sanctioned Col (6/3)	Upto previous month 31/1/09	During current month 28/2/09 Col (10-8)	Upto current month 28/2/09	%age utilisation Col(10/3)	Unsanctioned Balance - Col (3-6)	Total Unspent Balance Col (3-10)	Unspent with the Executing Agencies as on 28/2/09 - Col (13-12) =(6-10)	Unspent with the Executing Agencies as on 31/1/09 - Col (14+9-5) =(4-8)	%age of Funds spent during Feb., 09 - Col (9/15)
1	2	3	4	5	6	7	8	9	10	11	12	13	14	15	16
16	Ludhiana-Sh. Sharanjit Singh Dhillon, LS	1036.18	927.74	102.69	1030.43	99.45	832.24	4.84	837.08	80.79	5.75	<u>199.10</u>	193.35	95.50	5.07
17	Patiala-Smt. Preneet Kaur, LS	1010.98	930.22	79.62	1009.84	99.89	844.88	47.70	892.58	88.29	<u>1.14</u>	<u>118.40</u>	117.26	85.34	55.89
18	Sangrur-Sh. Sukhdev Singh Dhindsa, LS	1025.49	972.85	36.71	1009.56	98.45	906.69	43.32	950.01	92.64	15.93	<u>75.48</u>	59.55	66.16	65.48
19	Fatehgarh Sahib-Sh. Sukhdev Singh Libra, LS(Ropar)	1046.34	945.99	1.00	946.99	90.50	847.92	13.14	861.06	82.29	99.35	185.28	85.93	98.07	13.40
20	Taran Tarn-Sh.Manohar Singh Gill, RS	1065.79	951.95	63.00	1014.95	95.23	875.52	39.43	914.95	85.85	50.84	150.84	100.00	76.43	51.59
Grand Total		19687.42	17908.78	1242.14	19150.92	97.27	15674.62	597.07	16271.69	82.65	536.50	3415.73	2879.23	2234.16	26.72

SN	Nodal District	Works sanctioned		Works completed		Works under progress		UC's received	
		No.	Cost	No.	Cost	No.	Cost	No.	Cost
<i>1</i>	<i>2</i>	<i>3</i>	<i>4</i>	<i>5</i>	<i>6</i>	<i>7</i>	<i>8</i>	<i>9</i>	<i>10</i>
1	Amritsar								
1.1	Sh.Navjot Singh Sidhu, LS (Amritsar)	856	1241.14	477	719.64	379	521.50	477	719.64
1.2	Dr.Rattan Singh Ajnala,LS	860	1064.56	239	302.04	621	762.52	239	302.04
1.3	Sh.Rajmohinder Singh, RS	514	834.65	183	295.64	331	539.01	183	295.64
Total		2230	3140.35	899	1317.32	1331	1823.03	899	1317.32
2	Bathinda- Smt. Paramjit Kaur, LS	998	1024.16	627	678.36	371	345.80	627	678.36
3	Faridkot-Sh. Sukhbir Singh Baddal, LS	1021	1117.82	887	782.55	134	335.27	887	782.55
4	Ferozepur-Sh. Zora Singh Mann, LS	588	1016.15	531	848.15	57	168.00	470	709.49
5	Gurdaspur								
5.1	Sh. Vinod Khanna, LS	997	991.32	844	790.95	153	200.37	698	605.83
5.2	Sh. Ashwani Kumar,RS	954	912.02	618	614.82	336	297.20	575	578.79
Total		1951	1903.34	1462	1405.77	489	497.57	1273	1184.62
6	Hoshiarpur								
6.1	Sh.Avinash Rai Khanna, LS	1387	1040.18	947	572.38	440	467.80	947	572.38
6.2	Sh. Dharampal Sabharwal, RS	127	660.38	60	393.27	67	267.11	60	393.27
6.3	Smt. Ambika Soni, RS	482	940.99	253	487.40	229	453.59	253	487.49
6.4	Sh.Varinder Singh Bajwa, RS	718	1057.37	560	545.67	158	511.70	560	545.67
Total		2714	3698.92	1820	1998.72	894	1700.20	1820	1998.81

SN	Nodal District	Works sanctioned		Works completed		Works under progress		UC's received	
		No.	Cost	No.	Cost	No.	Cost	No.	Cost
1	2	3	4	5	6	7	8	9	10
7	Jalandhar								
7.1	Sh.RanaGurjit Singh,LS (Jalandhar)	647	844.91	248	369.50	399	475.41	248	369.50
7.2	Sh. Charanjit Singh Attwal, LS (Phillaur)	979	980.25	627	527.04	352	453.21	627	527.04
7.3	Sh. Naresh Gujral, RS (Jalandhar)	183	413.25	19	101.75	164	311.50	19	101.75
Total		1809	2238.41	894	998.29	915	1240.12	894	998.29
8	Ludhiana -Sh. Sharanjit Singh Dhillon, LS	933	1030.43	565	596.13	368	434.30	565	596.13
9	Patiala -Smt. Preneet Kaur, LS	452	1009.84	229	533.01	223	476.83	229	533.01
10	Sangrur -Sh. Sukhdev Singh Dhindsa, LS	1404	1009.56	1261	866.12	143	143.44	1261	866.12
11	Fatehgarh Sahib -Sh. Sukhdev Singh Libra, LS(Ropar)	1773	946.99	1025	565.21	748	381.78	1014	560.11
12	Tarn Taran -Sh.Manohar Singh Gill, RS	401	1014.95	144	431.58	257	583.37	144	431.58
Grand Total		16274	19150.92	10344	11021.21	5930	8129.71	10083	10656.39

SN	Nodal District	Actual Works		Works Uploaded Out of col. 3	Works uploaded Excess/Less (5-3)	%age of Works Uploaded (col. 5/3)	Complete works placed on website out of col. 4	%age of complete works placed on website(col.7/4)
		Sanctioned	Completed					
1	2	3	4	5	6	7	8	9
1	Amritsar	6119	4788	5903	-216	96.47	4394	91.77
2	Faridkot	4680	4531	4725	45	100.96	4526	99.89
3	Sangrur	5319	4936	5250	-69	98.70	4854	98.34
4	Muktsar	766	761	766	0	100.00	751	98.69
5	Taran Tarn	401	144	366	-35	91.27	144	100.00
6	Bathinda	3207	2837	3207	0	100.00	2837	100.00
7	Fatehgarh Sahib(Ropar)	6965	5912	6965	0	100.00	5907	99.92
8	Jalandhar	9063	8118	8553	-510	94.37	7818	96.30
9	Hoshiarpur	6645	5713	6645	0	100.00	5713	100.00
10	Mansa	983	983	983	0	100.00	983	100.00
11	Gurdaspur	4536	4023	4280	-256	94.36	3473	86.33
12	Firozpur	2581	2513	2580	-1	99.96	2466	98.13
13	Ludhiana	3383	2985	3194	-189	94.41	2960	99.16
14	Patiala	4421	4181	4405	-16	99.64	4134	98.88
Total		59069	52425	57822	-1247	97.89	50960	97.21

Sr. No.	District	Actual Works		Works Uploaded							
		Sanctioned	Completed	Completed	Ongoing	Yet Not Started	Discontinued	Delayed	Total Works Placed on Website (5+6+7+8)	% of Works Placed on Website (10/3)	% of Completed Works on Website (5/4)
1	2	3	4	5	6	7	8	9	10	11	12
	Amritsar										
1	Sh.Navjot Singh Sidhu, LS (Amritsar)	856	477	255	322	187	3	1	767	89.60	53.46
2	Dr.Rattan Singh Ajnala,LS (Taran Tarn)	860	239	184	368	256	1	4	809	94.07	76.99
3	Sh.Rajmohinder Singh, RS	514	183	81	254	65	0	3	400	77.82	44.26
	<i>Total</i>	<i>2230</i>	<i>899</i>	<i>520</i>	<i>944</i>	<i>508</i>	<i>4</i>	<i>8</i>	<i>1976</i>	<i>88.61</i>	<i>57.84</i>
4	Bathinda - Smt. Paramjit Kaur, LS	998	627	627	147	150	74	18	998	100.00	100.00
5	Faridkot - Sh. Sukhbir Singh Baddal, LS	1021	887	826	50	77	18	73	971	95.10	93.12
6	Ferozepur - Sh. Zora Singh Mann, LS	588	531	484	7	77	20	26	588	100.00	91.15
	Gurdaspur										
7	Sh. Vinod Khanna, LS	997	844	596	71	234	0	7	901	90.37	70.62
8	Sh.Ashwani Kumar, RS	954	618	483	8	324	0	30	815	85.43	78.16
	<i>Total</i>	<i>1951</i>	<i>1462</i>	<i>1079</i>	<i>79</i>	<i>558</i>	<i>0</i>	<i>37</i>	<i>1716</i>	<i>87.95</i>	<i>73.80</i>
	Hoshiarpur										
9	Sh.Avinash Rai Khanna, LS	1387	947	947	376	44	20	122	1387	100.00	100.00
10	Sh. Dharampal Sabharwal, RS	127	60	60	54	13	0	1	127	100.00	100.00
11	Smt. Ambika Soni, RS	482	253	253	119	106	4	6	482	100.00	100.00
12	Sh.Varinder Singh Bajwa, RS	718	560	560	91	61	6	43	718	100.00	100.00
	<i>Total</i>	<i>2714</i>	<i>1820</i>	<i>1820</i>	<i>640</i>	<i>224</i>	<i>30</i>	<i>172</i>	<i>2714</i>	<i>100.00</i>	<i>100.00</i>

Sr. No.	District	Actual Works		Works Uploaded							
		Sanctioned	Completed	Completed	Ongoing	Yet Not Started	Discontinued	Delayed	Total Works Placed on Website (5+6+7+8)	% of Works Placed on Website (10/3)	% of Completed Works on Website (5/4)
1	2	3	4	5	6	7	8	9	10	11	12
	Jalandhar										
13	Sh.RanaGurjit Singh,LS (Jalandhar)	647	248	155	142	124	2	2	423	65.38	62.50
14	Sh. Charanjit Singh Attwal, LS (Phillaur)	979	627	502	136	182	8	10	828	84.58	80.06
15	Sh. Naresh Kumar Gujral, RS (Jalandhar)	183	19	16	0	49	0	0	65	35.52	84.21
	<i>Total</i>	<i>1809</i>	<i>894</i>	<i>673</i>	<i>278</i>	<i>355</i>	<i>10</i>	<i>12</i>	<i>1316</i>	<i>72.75</i>	<i>75.28</i>
16	Ludhiana - Sh. Sharanjit Singh Dhillon, LS	933	565	539	175	9	26	5	749	80.28	95.40
17	Patiala - Smt. Preneet Kaur, LS	452	229	187	0	254	0	0	441	97.57	81.66
18	Sangrur - Sh. Sukhdev Singh Dhindsa, LS	1404	1261	1183	0	160	61	132	1404	100.00	93.81
19	Fatehgarh Sahib - Sh. Sukhdev Singh Libra, LS(Ropar)	1773	1025	1025	686	15	47	13	1773	100.00	100.00
20	Taran Tarn - Sh. Manohar Singh Gill, RS	401	144	144	222	0	0	1	366	91.27	100.00
	Total	16274	10344	9107	3228	2387	290	497	15012	92.25	88.04

*32 works of Rs 15.20 lacs are shown as discontinues work during 14th Lok Sabha (Sangrur)

Sr. No.	Constituency	Actual Works		Works Uploaded							
		Sanctioned	Completed	Completed	Ongoing	Yet Not Started	Discontinued	Delayed	Total Works Placed on Website (5+6+7+8)	% of Works Placed on Website (10/3)	% of Completed Works on Website (5/4)
1	2	3	4	5	6	7	8	9	10	11	12
1	Amritsar	324	324	324	0	0	0	0	324	100.00	100.00
2	Bathinda	455	455	455	0	0	0	2	455	100.00	100.00
3	Faridkot	981	981	981	0	0	0	0	981	100.00	100.00
4	Firozpur	490	488	488	0	2	0	3	490	100.00	100.00
5	Gurdaspur	331	331	339	0	0	0	0	339	102.42	102.42
6	Hoshiarpur	335	334	334	0	0	1	33	335	100.00	100.00
7	Jalandhar	422	419	418	0	0	0	137	418	99.05	99.76
8	Ludhiana	158	152	152	0	0	0	0	152	96.20	100.00
9	Patiala	155	155	155	0	0	0	1	155	100.00	100.00
10	Phillaur	647	645	630	0	15	2	61	647	100.00	97.67
11	Ropar	201	200	200	0	1	0	15	201	100.00	100.00
12	Sangrur	98	94	94	0	0	4	2	98	100.00	100.00
13	Taran Tarn	147	147	147	0	0	0	0	147	100.00	100.00
	Total	4744	4725	4717	0	18	7	254	4742	99.96	99.83

Sr. No.	Constituency	Actual Works		Works Uploaded							
		Sanctioned	Completed	Completed	Ongoing	Yet Not Started	Discontinued	Delayed	Total Works Placed on Website (5+6+7+8)	% of Works Placed on Website (10/3)	% of Completed Works on Website (5/4)
1	2	3	4	5	6	7	8	9	10	11	12
1	Amritsar	138	138	138	0	0	0	0	138	100.00	100.00
2	Bathinda	139	139	139	0	0	0	0	139	100.00	100.00
3	Faridkot	398	398	398	0	0	0	0	398	100.00	100.00
4	Ferozepur	231	230	230	0	1	0	2	231	100.00	100.00
5	Gurdaspur	184	184	192	0	0	0	0	192	104.35	104.35
6	Hoshiarpur	386	386	386	0	0	0	0	386	100.00	100.00
7	Jalandhar	184	184	184	0	0	0	57	184	100.00	100.00
8	Ludhiana	190	190	190	0	0	0	0	190	100.00	100.00
9	Patiala	319	319	319	0	0	0	1	319	100.00	100.00
10	Phillaur	710	710	708	0	0	1	95	709	99.86	99.72
11	Ropar	327	327	327	0	0	0	0	327	100.00	100.00
12	Sangrur	291	285	285	0	0	6	2	291	100.00	100.00
13	Taran Tarn	521	521	504	0	0	0	0	504	96.74	96.74
	Total	4018	4011	4000	0	1	7	157	4008	99.75	99.73

Sr. No.	Constituency	Actual Works		Works Uploaded							
		Sanctioned	Completed	Completed	Ongoing	Yet Not Started	Discontinued	Delayed	Total Works Placed on Website (5+6+7+8)	% of Works Placed on Website (10/3)	% of Completed Works on Website (5/4)
1	2	3	4	5	6	7	8	9	10	11	12
1	Amritsar	49	49	49	0	0	0	0	49	100.00	100.00
2	Bathinda	240	240	240	0	0	0	0	240	100.00	100.00
3	Faridkot	285	285	284	0	1	0	0	285	100.00	99.65
4	Ferozepur	111	111	111	0	0	0	1	111	100.00	100.00
5	Gurdaspur	216	216	215	0	0	0	0	215	99.54	99.54
6	Hoshiarpur	287	287	287	0	0	0	212	287	100.00	100.00
7	Jalandhar	116	116	116	0	0	0	24	116	100.00	100.00
8	Ludhiana	71	71	71	0	0	0	0	71	100.00	100.00
9	Patiala	147	147	147	0	0	0	0	147	100.00	100.00
10	Phillaur	248	248	247	0	0	0	85	247	99.60	99.60
11	Ropar	234	234	234	0	0	0	0	234	100.00	100.00
12	Sangrur	234	234	230	0	0	4	1	234	100.00	98.29
13	Taran Tarn	192	192	183	1	0	0	0	184	95.83	95.31
	Total	2430	2430	2414	1	1	4	323	2420	99.59	99.34

Sr. No.	Constituency	Actual Works		Works Uploaded							
		Sanctioned	Completed	Completed	Ongoing	Yet Not Started	Discontinued	Delayed	Total Works Placed on Website (5+6+7+8)	% of Works Placed on Website (10/3)	% of Completed Works on Website (5/4)
1	2	3	4	5	6	7	8	9	10	11	12
1	Amritsar	1046	1046	1045	0	0	1	0	1046	100.00	99.90
2	Bathinda	1375	1375	1375	0	0	0	1	1375	100.00	100.00
3	Faridkot	1741	1733	1816	1	8	10	23	1835	105.40	104.79
4	Firozpur	1026	1019	1019	7	0	0	7	1026	100.00	100.00
5	Gurdaspur	1151	1151	1121	0	3	1	0	1125	97.74	97.39
6	Hoshiarpur	2923	2886	2886	6	6	25	336	2923	100.00	100.00
7	Jalandhar	1769	1764	1764	0	3	2	339	1769	100.00	100.00
8	Ludhiana	1269	1250	1250	19	0	0	2	1269	100.00	100.00
9	Patiala	1267	1267	1267	0	0	0	116	1267	100.00	100.00
10	Phillaur	2450	2433	2402	22	6	9	447	2439	99.55	98.73
11	Ropar	2761	2563	2563	89	10	99	41	2761	100.00	100.00
12	Sangrur	2024	1862	1862	0	0	162	15	2024	100.00	100.00
13	Taran Tarn	1164	1164	1164	0	0	0	0	1164	100.00	100.00
	Total	21966	21513	21534	144	36	309	1327	22023	100.26	100.10

*Sangrur 176 works discontinued (Duplicate)

Sr. No.	Constituency	Actual Works		Works Uploaded							
		Sanctioned	Completed	Completed	Ongoing	Yet Not Started	Discontinued	Delayed	Total Works Placed on Website (5+6+7+8)	% of Works Placed on Website (10/3)	% of Completed Works on Website (5/4)
1	2	3	4	5	6	7	8	9	10	11	12
1	Amritsar										
	Sh.Raj Mohinder Singh	308	308	308	0	0	0	0	308	100.00	100.00
2	Jalandhar										
2.1	Sh. Balbir Singh	301	298	298	0	2	0	118	300	99.67	100.00
2.2	Sh. Iqbal Singh	187	187	187	0	0	0	87	187	100.00	100.00
2.3	Sh. Barjinder Singh Hamdard	220	220	219	0	1	0	61	220	100.00	99.55
	<i>Total</i>	<i>708</i>	<i>705</i>	<i>704</i>	<i>0</i>	<i>3</i>	<i>0</i>	<i>266</i>	<i>707</i>	<i>99.86</i>	<i>99.86</i>
3	Ludhiana										
3.1	Sh. Jagir Singh Dard	289	286	286	1	2	0	0	289	100.00	100.00
3.2	Sh. Mohinder Singh Kalyan	153	151	151	1	0	0	0	152	99.35	100.00
3.3	Sh.Lajpat Rai	320	320	320	1	0	0	1	321	100.31	100.00
	<i>Total</i>	<i>762</i>	<i>757</i>	<i>757</i>	<i>3</i>	<i>2</i>	<i>0</i>	<i>1</i>	<i>762</i>	<i>100.00</i>	<i>100.00</i>
4	Patiala										
4.1	Sh. Vinod Sharma	259	258	257	0	0	1	2	258	99.61	99.61
4.2	Sh. Surinder Kumar Singla	404	404	399	0	1	0	7	400	99.01	98.76
4.3	Sh.Gurcharan Singh Tohra	1418	1402	1402	0	15	0	0	1417	99.93	100.00
	<i>Total</i>	<i>2081</i>	<i>2064</i>	<i>2058</i>	<i>0</i>	<i>16</i>	<i>1</i>	<i>9</i>	<i>2075</i>	<i>99.71</i>	<i>99.71</i>

Sr. No.	Constituency	Actual Works		Works Uploaded							
		Sanctioned	Completed	Completed	Ongoing	Yet Not Started	Discontinued	Delayed	Total Works Placed on Website (5+6+7+8)	% of Works Placed on Website (10/3)	% of Completed Works on Website (5/4)
1	2	3	4	5	6	7	8	9	10	11	12
5	Ferozepur										
	Sh. Virendera Kataria	134	134	134	0	0	0	1	134	100.00	100.00
6	Gurdaspur										
6.1	Sh. Bhupinder Singh Mann	206	206	200	0	0	0	0	200	97.09	97.09
6.2	Smt. Sukhbans Kaur Bhinder	497	490	316	164	13	0	9	493	99.20	64.49
<i>Total</i>		<i>703</i>	<i>696</i>	<i>516</i>	<i>164</i>	<i>13</i>	<i>0</i>	<i>9</i>	<i>693</i>	<i>98.58</i>	<i>74.14</i>
7	Mansa										
	Sh. Balwinder Singh Bhunder	983	983	983	0	0	0	6	983	100.00	100.00
8	Fatehgarh Sahib										
	Sh.Sukhdev Singh Libra	1669	1556	1556	46	4	61	10	1667	99.88	100.00
9	Sangrur										
	Sh.Sukhdev Singh Dhindsa	1268	1200	1200	0	0	68	3	1268	100.00	100.00
10	Faridkot										
	Smt. Gurcharan Kaur	254	247	221	2	25	6	5	254	100.00	89.47
11	Mukatsar										
	Sh.Sukhbir Singh Badal	766	751	751	0	14	1	1	766	100.00	100.00
Grand Total		9636	9401	9188	215	77	137	311	9617	99.80	97.73