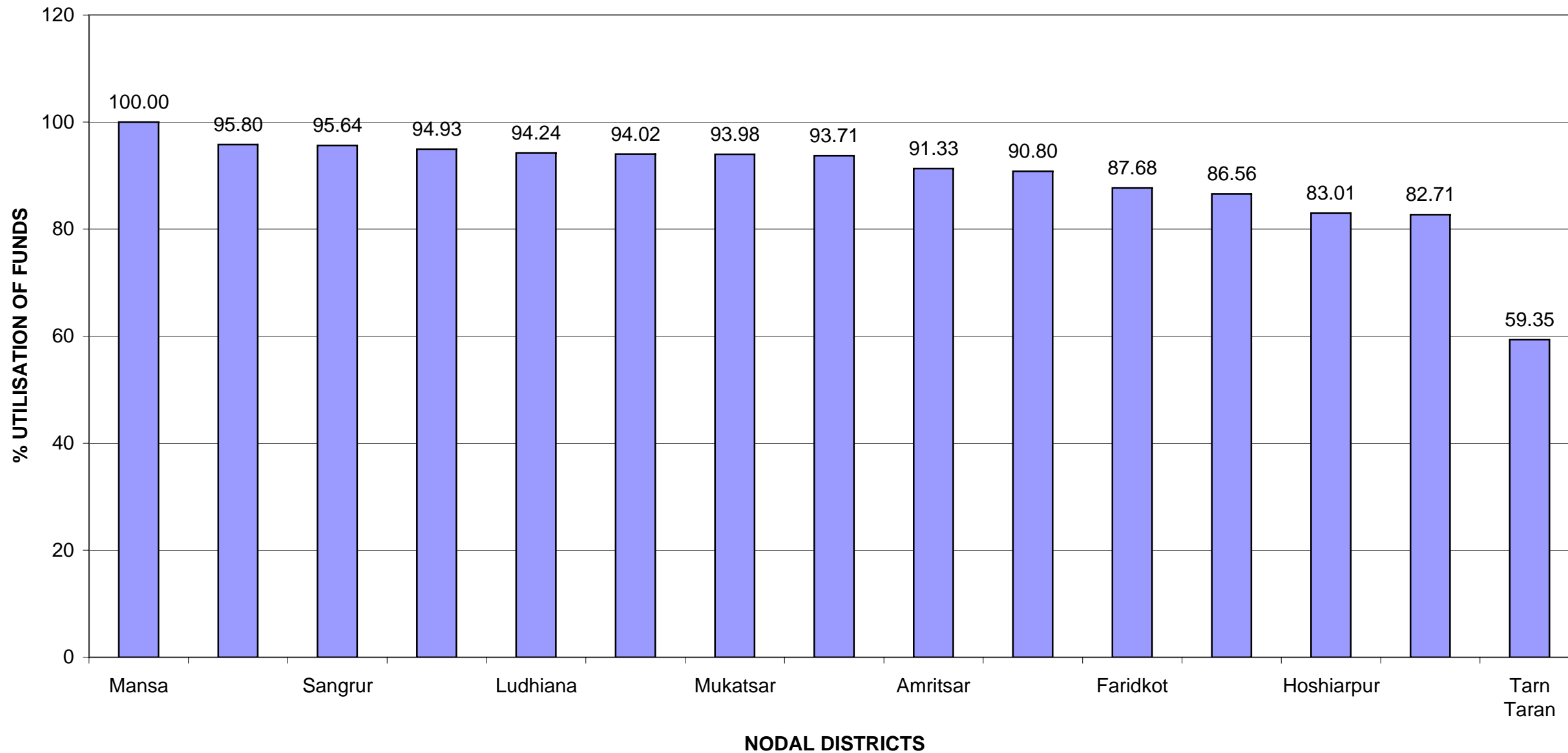
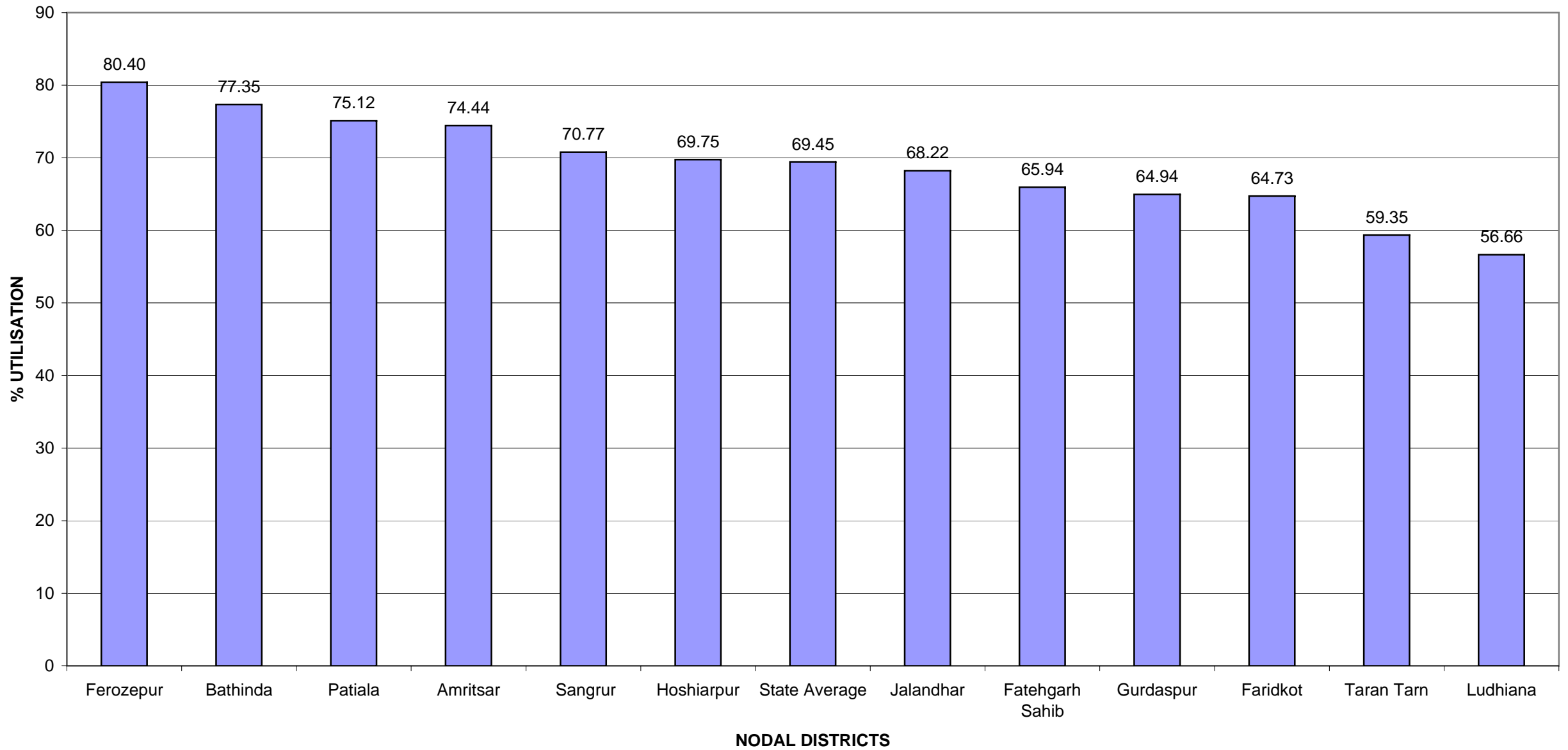


GRAPH - 1
ITEM 2.1 - UTILISATION OF FUNDS UPTO 30/11/2006 - SITTING / EX-MP's BOTH LS AND RS SINCE INCEPTION

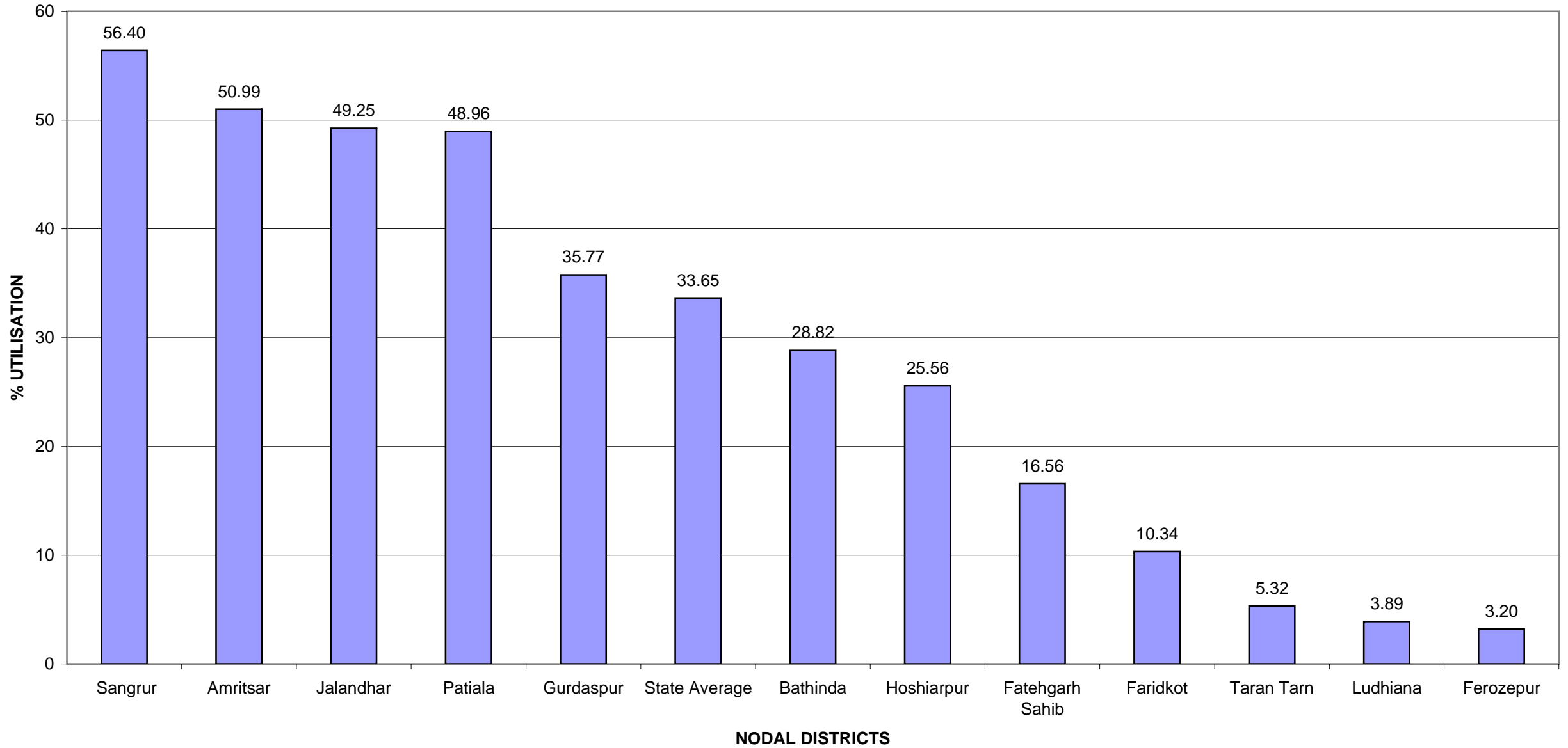


GRAPH - 2
ITEM 5.1 (A) : % UTILISATION OF FUNDS UPTO 30/11/2006 - NODAL DISTRICTSWISE - FOR SITTING MP's - BOTH LS AND RS



GRAPH - 3

ITEM 5.1 (B) : % AGE UTILISATION OF FUNDS DURING NOVEMBER, 2006 - NODAL DISTRICTWISE - FOR SITTING MP's BOTH LS AND RS



ITEM 1.1:INSTALLMENTS DUE - SITTING LS MPs

As on 30/11/2006

SN	Constituency	Installments not released by Govt. of India				Reasons of non-release			
		2003-04 (IInd)	2005-06 (IInd)	2006-07 (Ist)	2006-07 (IInd)	Unsanctioned balance >50 lakh	Unspent Balance >100 lakh	UC pending	Audit certificate pending
1	2	3	4	5	6	7	8	9	10
1	Amritsar				I	Yes	Yes	2005-06	2004-05
2	Faridkot	I			I	Yes	Yes	2005-06	2004-05
3	Gurdaspur				I	No	Yes	2005-06	2004-05
4	Hoshiarpur				I	No	Yes	-	-
5	Jalandhar		I	I	I	No	No	2005-06	2004-05
6	Ludhiana			I	I	No	Yes	2005-06	2004-05
7	Phillaur		I	I	I	No	Yes	2005-06	2004-05
8	Ropar (FGS)				I	No	Yes	2005-06	-
9	Sangrur				I	No	Yes	-	-
10	Taran Tarn				I	No	Yes	2005-06	2004-05
	Total	1	2	3	10				

ITEM 1.2: INSTALLMENTS DUE - SITTING RS MPs

As on 30/11/2006

SN.	Name - Rajya Sabha MP	Installments not released by Govt. of India					Reasons of non-release			
		2004-05 (IInd)	2005-06 (Ist)	2005-06 (IInd)	2006-07 (Ist)	2006-07 (IInd)	Unsanctioned balance >50 lakh	Unspent Balance >100 lakh	UC pending	Audit certificate pending
1	2	3	4	5	6	7	8	9	10	11
1	Sh. Ashwani Kumar (Gurdaspur)	I	I	I	I	I	Yes	Yes	2003-04 2004-05 2005-06	2002-03 2003-04 2004-05
2	Sh. Dharam Pal Sabarwal (Hoshiarpur)					I	Yes	Yes	-	-
3	Sh. Manohar Singh Gill (Taran Tarn)					I	Yes	Yes	2005-06	2004-05
4	Sh. Varinder Singh Bajwa (Hoshiarpur)					I	No	No	-	-
5	Smt. Sukhbans Kaur Bhinder (Gurdaspur)					I	Yes	Yes	2005-06	2004-05
6	Smt. Ambika Soni (Hoshiarpur)					I	No	No	-	-
7	Sh. Raj Mohinder Singh (Amritsar)					I	No	No	2005-06	2004-05
	Total	1	1	1	1	7				

SN	Nodal District	Funds available					Actual Expenditure					Unutilised funds (Col 7 - Col 12)	% age utilisation of funds Col.(12/7)	Rank
		Sitting Lok Sabha	Sitting Rajya Sabha	Previous Lok Sabha	Retired Rajya Sabha	Total	Sitting Lok Sabha	Sitting Rajya Sabha	Previous Lok Sabha	Retired Rajya Sabha	Total			
1	2	3	4	5	6	7	8	9	10	11	12	13	14	15
1	Amritsar	1279.12	437.24	3026.03	500.46	5242.85	919.37	358.26	3010.98	499.46	4788.07	454.78	91.33	9
2	Bathinda	618.62	0.00	1619.39	0.00	2238.01	478.53	0.00	1618.61	0.00	2097.14	140.87	93.71	8
3	Faridkot	541.43	0.00	1411.01	661.30	2613.74	350.49	0.00	1319.00	622.21	2291.70	322.04	87.68	10
4	Ferozepur	506.44	0.00	1624.20	395.00	2525.64	407.19	0.00	1617.49	395.00	2419.68	105.96	95.80	2
5	Gurdaspur	588.56	1101.72	1549.09	203.11	3442.48	412.96	684.71	1546.36	203.11	2847.14	595.34	82.71	13
6	Hoshiarpur	505.00	1527.69	1633.87	0.00	3666.56	343.06	1074.68	1625.83	0.00	3043.57	622.99	83.01	12
7	Jalandhar	719.29	0.00	3171.78	1017.02	4908.09	490.67	0.00	3106.74	1017.02	4614.43	293.66	94.02	6
8	Ludhiana	429.64	0.00	1644.58	1983.76	4057.98	243.44	0.00	1597.24	1983.76	3824.44	233.54	94.24	5
9	Patiala	606.17	0.00	1625.10	1974.33	4205.60	455.37	0.00	1625.10	1912.00	3992.47	213.13	94.93	4
10	Sangrur	506.36	0.00	1631.62	1254.02	3392.00	358.36	0.00	1631.62	1254.02	3244.00	148.00	95.64	3
11	Fatehgarh Sahib	530.64	0.00	1640.92	1208.77	3380.33	349.88	0.00	1390.06	1186.24	2926.18	454.15	86.56	11
12	Mansa	0.00	0.00	0.00	806.16	806.16	0.00	0.00	0.00	806.16	806.16	0.00	100.00	1
13	Mukatsar	0.00	0.00	0.00	850.00	850.00	0.00	0.00	0.00	798.87	798.87	51.13	93.98	7
14	Tarn Taran	0.00	524.02	0.00	0.00	524.02	0.00	311.03	0.00	0.00	311.03	212.99	59.35	14
	Total	6831.27	3590.67	20577.59	10853.93	41853.46	4809.32	2428.68	20089.03	10677.85	38004.88	3848.58	90.80	

ITEM 2.2 : WORKS COMPLETED FROM 1993-94 TO 30.11.2006 SITTING/EX MPS BOTH LS AND RS

As on 30/11/2006

SN.	Nodal District	Works Sanctioned					Works Completed					Pending Works (col.7-12)	%age of works completed Col.(12/7)	Rank
		Sitting Lok Sabha	Sitting Rajya Sabha	Previous Lok Sabha	Retd. Rajya Sabha	Total	Sitting Lok Sabha	Sitting Rajya Sabha	Previous Lok Sabha	Retd. Rajya Sabha	Total			
<i>1</i>	<i>2</i>	<i>3</i>	<i>4</i>	<i>5</i>	<i>6</i>	<i>7</i>	<i>8</i>	<i>9</i>	<i>10</i>	<i>11</i>	<i>12</i>	<i>13</i>	<i>14</i>	<i>15</i>
1	Amritsar	931	293	3581	308	5113	369	127	3562	307	4365	748	85.37	9
2	Bathinda	643	0	2110	0	2753	187	0	2107	0	2294	459	83.33	11
3	Faridkot	506	0	3447	254	4207	313	0	3273	241	3827	380	90.97	6
4	Ferozepur	350	0	1832	134	2316	267	0	1826	134	2227	89	96.16	2
5	Gurdaspur	604	705	1882	206	3397	290	513	1874	206	2883	514	84.87	10
6	Hoshiarpur	806	859	3912	0	5577	397	338	3900	0	4635	942	83.11	12
7	Jalandhar	835	0	6524	696	8055	233	0	6435	696	7364	691	91.42	5
8	Ludhiana	444	0	1682	767	2893	182	0	1620	767	2569	324	88.80	8
9	Patiala	224	0	1888	2081	4193	122	0	1888	1954	3964	229	94.54	4
10	Sangrur	720	0	2749	1314	4783	279	0	2749	1314	4342	441	90.78	7
11	Fatehgarh Sahib	956	0	3474	1669	6099	306	0	3070	1532	4908	1191	80.47	13
12	Mansa	0	0	0	983	983	0	0	0	983	983	0	100.00	1
13	Mukatsar	0	0	0	739	739	0	0	0	708	708	31	95.81	3
14	TarnTaran	0	167	0	0	167	0	45	0	0	45	122	26.95	14
Total		7019	2024	33081	9151	51275	2945	1023	32304	8842	45114	6161	87.98	

SN	Nodal District	Total Funds available	Funds sanctioned	Unsanctioned Balance (col.3-col.4)	Actual Expenditure	Unutilised/ Unspent Balance (col.3 -col.6)	%age utilisation over funds available (col.6 over col.3)
1	2	3	4	5	6	7	8
1	Amritsar	3026.03	3026.03	0	3010.98	15.05	99.50
1.1	Amritsar Constituency	1412.01	1412.01	0	1406.51	5.50	99.61
1.2	Taran Tarn Constituency	1614.02	1614.02	0	1604.47	9.55	99.41
2	Bathinda	1619.39	1619.39	0	1618.61	0.78	99.95
3	Faridkot	1411.01	1386.85	24.16	1319.00	<u>92.01</u>	93.48
4	Ferozepur	1624.20	1621.44	2.76	1617.49	6.71	99.59
5	Gurdaspur	1549.09	1549.09	0	1546.36	2.73	99.82
6	Hoshiarpur	1633.87	1633.87	0	1625.83	8.04	99.51
7	Jalandhar	3171.78	3171.78	0	3106.74	<u>65.04</u>	97.95
7.1	Jalandhar Constituency	1595.17	1595.17	0	1582.87	<u>12.30</u>	99.23
7.2	Phillaur Constituency	1576.61	1576.61	0	1523.87	<u>52.74</u>	96.65
8	Ludhiana	1644.58	1644.58	0	1597.24	<u>47.34</u>	97.12
9	Patiala	1625.10	1625.10	0	1625.10	0	100.00
10	Ropar	1640.92	1631.79	9.13	1390.06	<u>250.86</u>	84.71
11	Sangrur	1631.62	1631.62	0	1631.62	0	100.00
	Grand Total	20577.59	20541.54	36.05	20089.03	488.56	97.63

SN	Nodal District	Works sanctioned		Works completed		Works under progress		UC's received	
		No.	Cost	No.	Cost	No.	Cost	No.	Cost
1	2	3	4	5	6	7	8	9	10
1	Amritsar	3581	3026.03	3562	3010.98	19	15.05	3562	3010.98
1.1	Amritsar Constituency	1557	1412.01	1549	1406.51	8	5.50	1549	1406.51
1.2	Taran Tarn	2024	1614.02	2013	1604.47	11	9.55	2013	1604.47
2	Bathinda	2110	1619.39	2107	1618.61	3	0.78	2107	1618.61
3	Faridkot	3447	1386.85	3273	1309.90	<u>174</u>	76.95	3273	1309.90
4	Ferozepur	1832	1621.44	1826	1613.44	6	8.00	1763	1550.63
5	Gurdaspur	1882	1549.09	1874	1537.36	8	11.73	1760	1451.36
6	Hoshiarpur	3912	1633.87	3900	1623.15	12	10.72	3900	1623.15
7	Jalandhar	6524	3171.78	6435	3106.74	<u>89</u>	65.04	6435	3106.74
7.1	Jalandhar Constituency	2546	1595.17	2527	1582.87	19	12.30	2527	1582.87
7.2	Phillaur Constituency	3978	1576.61	3908	1523.87	<u>70</u>	52.74	3908	1523.87
8	Ludhiana	1682	1644.58	1620	1597.24	<u>62</u>	47.34	1620	1597.24
9	Patiala	1888	1625.10	1888	1625.10	0	0.00	1888	1625.10
10	Ropar	3474	1631.79	3070	1390.06	<u>404</u>	241.73	3070	1390.06
11	Sangrur	2749	1631.62	2749	1631.62	0	0	2749	1631.62
	Grand Total	33081	20541.54	32304	20064.20	777	477.34	32127	19915.39

SN	Nodal District	Total Funds Recd by the MP	Unsanctioned Funds and distributed to successor MPs	Total Funds Sanctioned by the MP Col. (3-4)	Actual Exp.	Unspent Balance Col.(5-6)	%age utilisation over funds available Col.(6/5)
1	2	3	4	5	6	7	8
1	Amritsar - Sh.Raj Mohinder Singh	500.46	0.00	500.46	499.46	1.00	99.80
2	Jalandhar						
2.1	Sh. Balbir Singh	438.80	55.04	383.76	383.76	0.00	100.00
2.2	Iqbal Singh	340.94	59.72	281.22	281.22	0.00	100.00
2.3	Sh. Barjinder Singh Hamdard	354.38	2.34	352.04	352.04	0.00	100.00
	Total	1134.12	117.10	1017.02	1017.02	0.00	100.00
3	Ludhiana						
3.1	Sh. Jagir Singh Dard	426.18	21.18	405.00	405.00	0.00	100.00
3.2	Sh. Mohinder Singh Kalyan	496.38	41.38	455.00	455.00	0.00	100.00
3.3	Sh.Lajpat Rai	1212.25	88.49	1123.76	1123.76	0.00	100.00
	Total	2134.81	151.05	1983.76	1983.76	0.00	100.00
4	Patiala						
4.1	Sh. Vinod Sharma	414.26	16.34	397.92	397.92	0.00	100.00
4.2	Sh. Surinder Kumar Singla	389.46	38.59	350.87	350.87	0.00	100.00
4.3	Sh. Gurchran Singh Tohra	1250.56	25.02	1225.54	1163.21	62.33	94.91
	Total	2054.28	79.95	1974.33	1912.00	62.33	96.84

SN	Nodal District	Total Funds Recd by the MP	Unsanctioned Funds and distributed to successor MPs	Total Funds Sanctioned by the MP Col. (3-4)	Actual Exp.	Unspent Balance Col.(5-6)	%age utilisation over funds available Col.(6/5)
<i>1</i>	<i>2</i>	<i>3</i>	<i>4</i>	<i>5</i>	<i>6</i>	<i>7</i>	<i>8</i>
5	Ferozepur - Sh. Virendera Kataria	395.00	0.00	395.00	395.00	0.00	100.00
6	Gurdaspur - Sh. Bhupinder Singh Mann	212.81	9.70	203.11	203.11	0.00	100.00
7	Mansa - Sh. Balwinder Singh Bhunder	847.15	40.99	806.16	806.16	0.00	100.00
8	Fatehgarh Sahib - Sh.Sukhdev Singh Libra	1257.05	48.28	1208.77	1186.24	22.53	98.14
9	Sangrur - Sh.Sukhdev Singh Dhindsa	1264.31	10.29	1254.02	1254.02	0.00	100.00
10	Faridkot - Smt.Gurcharan Kaur	679.76	18.46	661.30	622.21	39.09	94.09
11	Mukatsar - Sh.Sukhbir Singh Badal	850.00	0.00	850.00	798.87	51.13	93.98
Grand Total		11329.75	475.82	10853.93	10677.85	176.08	98.38

SN	Nodal District	Works sanctioned		Works completed		Works under progress		UC's received	
		No.	Cost	No.	Cost	No.	Cost	No.	Cost
<i>1</i>	<i>2</i>	<i>3</i>	<i>4</i>	<i>5</i>	<i>6</i>	<i>7</i>	<i>8</i>	<i>9</i>	<i>10</i>
1	Amritsar- Sh.Raj Mohinder Singh	308	500.46	307	499.46	1	1.00	307	499.46
2	Jalandhar								
2.1	Sh. Balbir Singh	296	383.76	296	383.76	0	0.00	293	381.76
2.2	Iqbal Singh	173	281.22	173	281.22	0	0.00	172	276.15
2.3	Sh. Barjinder Singh Hamdard	227	352.04	227	352.04	0	0.00	227	352.04
	Total	696	1017.02	696	1017.02	0	0.00	692	1009.95
3	Ludhiana								
3.1	Sh. Jagir Singh Dard	292	405.00	292	405.00	0	0.00	286	399.51
3.2	Sh. Mohinder Singh Kalyan	154	455.00	154	455.00	0	0.00	148	444.47
3.3	Sh.Lajpat Rai	321	1123.76	321	1123.76	0	0.00	308	1078.47
	Total	767	1983.76	767	1983.76	0	0.00	742	1922.45
4	Patiala								
4.1	Sh. Vinod Sharma	259	397.92	259	397.92	0	0.00	258	395.92
4.2	Sh. Surinder Kumar Singla	404	350.87	404	350.87	0	0.00	404	350.87
4.3	Sh. Gurchran Singh Tohra	1418	1225.54	1291	1163.21	127	62.33	1291	1163.21
	Total	2081	1974.33	1954	1912.00	127	62.33	1953	1910

SN	Nodal District	Works sanctioned		Works completed		Works under progress		UC's received	
		No.	Cost	No.	Cost	No.	Cost	No.	Cost
<i>1</i>	<i>2</i>	<i>3</i>	<i>4</i>	<i>5</i>	<i>6</i>	<i>7</i>	<i>8</i>	<i>9</i>	<i>10</i>
5	Ferozepur - Sh. Virendera Kataria	134	395.00	134	395.00	0	0.00	134	395.00
6	Gurdaspur - Sh. Bhupinder Singh Mann	206	203.11	206	203.11	0	0.00	206	203.11
7	Mansa - Sh. Balwinder Singh Bhunder	983	806.16	983	806.16	0	0.00	956	786.70
8	Fatehgarh Sahib - Sh.Sukhdev Singh Libra	1669	1204.01	1532	1109.64	137	94.37	1532	1109.64
9	Sangrur - Sh.Sukhdev Singh Dhindsa	1314	1254.02	1314	1254.02	0	0.00	1314	1254.02
10	Faridkot - Smt.Gurcharan Kaur	254	661.30	241	620.65	13	40.65	241	620.65
11	Mukatsar - Sh.Sukhbir Singh Badal	739	850.00	708	798.87	31	51.13	708	798.87
	Grand Total	9151	10849.17	8842	10599.69	309	249.48	8785	10509.85

SN	Nodal District	Total Fund available	Sanction				Actual Expenditure				Unsanctioned/Unspent			Performance During Nov. 2006	
			Upto previous month 31/10/06	During current month 30/11/06 Col (6-4)	Upto current month 30/11/06	% age of funds sanctioned Col (6/3)	Upto previous month 31/10/06	During current month 30/11/06 Col(10-8)	Upto current month (30/11/06)	%age utilisation - Col(10/3)	Unsanctioned Balance - Col (3-6)	Unspent Balance Col (3-10)	Unspent with the Executing Agencies as on 30/11/2006 - Col (13-12)	Unspent with the Executing Agencies as on 31/10/06 - Col (14+9-5)	%age of Funds spent during Nov. 06 - Col (9/15)
1	2	3	4	5	6	7	8	9	10	11	12	13	14	15	16
	Amritsar														
1	Sh.Navjot Singh Sidhu, LS (Amritsar)	716.71	515.44	37.25	552.69	77.11	426.66	31.51	458.17	63.93	164.02	258.54	94.52	88.78	35.49
2	Dr.Rattan Singh Ajnala,LS (Tarn Taran)	562.41	557.17	0.00	557.17	99.07	374.53	86.67	461.20	82.00	5.24	101.21	95.97	182.64	47.45
3	Sh.Rajmohinder Singh, RS	437.24	428.63	7.50	436.13	99.75	243.76	114.50	358.26	81.94	1.11	78.98	77.87	184.87	61.94
	Total	1716.36	1501.24	44.75	1545.99	90.07	1044.95	232.68	1277.63	74.44	170.37	438.73	268.36	456.29	50.99
4	Bathinda- Smt. Paramjit Kaur, LS	618.62	532.21	64.84	597.05	96.51	456.80	21.73	478.53	77.35	21.57	140.09	118.52	75.41	28.82
5	Faridkot- Sh. Sukhbir Singh Baddal, LS	541.43	404.45	25.88	430.33	79.48	344.27	6.22	350.49	64.73	111.10	190.94	79.84	60.18	10.34

SN	Nodal District	Total Fund available	Sanction				Actual Expenditure				Unsanctioned/Unspent			Performance During Nov. 2006	
			Upto previous month 31/10/06	During current month 30/11/06 Col (6-4)	Upto current month 30/11/06	% age of funds sanctioned Col (6/3)	Upto previous month 31/10/06	During current month 30/11/06 Col(10-8)	Upto current month (30/11/06)	%age utilisation - Col(10/3)	Unsanctioned Balance - Col (3-6)	Unspent Balance Col (3-10)	Unspent with the Executing Agencies as on 30/11/2006 - Col (13-12)	Unspent with the Executing Agencies as on 31/10/06 - Col (14+9-5)	%age of Funds spent during Nov. 06 - Col (9/15)
1	2	3	4	5	6	7	8	9	10	11	12	13	14	15	16
6	Ferozepur- Sh. Zora	506.44	488.81	0.00	488.81	96.52	404.49	2.70	407.19	80.40	17.63	99.25	81.62	84.32	3.20
	Gurdaspur														
7	Sh. Vinod Khanna, LS	588.56	535.87	9.75	545.62	92.70	365.46	47.50	412.96	70.16	42.94	175.60	132.66	170.41	27.87
8	Smt. Sukhbans	545.23	338.33	5.00	343.33	62.97	283.31	27.04	310.35	56.92	201.90	234.88	32.98	55.02	49.15
9	Sh.Ashwani Kumar, RS	556.49	434.28	10.25	444.53	79.88	331.50	42.86	374.36	67.27	111.96	182.13	70.17	102.78	41.70
	Total	1690.28	1308.48	25.00	1333.48	78.89	980.27	117.40	1097.67	64.94	356.80	592.61	235.81	328.21	35.77
	Hoshiarpur														
10	Sh. Avinashi Rai Khanna, RS	505.00	442.65	21.92	464.57	91.99	315.56	27.50	343.06	67.93	40.43	161.94	121.51	127.09	21.64
11	Sh. Dharampal Sabharwal, RS	545.96	313.64	0.00	313.64	57.45	270.55	14.50	285.05	52.21	232.32	260.91	28.59	43.09	33.65

SN	Nodal District	Total Fund available	Sanction				Actual Expenditure				Unsanctioned/Unspent			Performance During Nov. 2006	
			Upto previous month 31/10/06	During current month 30/11/06 Col (6-4)	Upto current month 30/11/06	% age of funds sanctioned Col (6/3)	Upto previous month 31/10/06	During current month 30/11/06 Col(10-8)	Upto current month (30/11/06)	%age utilisation - Col(10/3)	Unsanctioned Balance - Col (3-6)	Unspent Balance Col (3-10)	Unspent with the Executing Agencies as on 30/11/2006 - Col (13-12)	Unspent with the Executing Agencies as on 31/10/06 - Col (14+9-5)	%age of Funds spent during Nov. 06 - Col (9/15)
1	2	3	4	5	6	7	8	9	10	11	12	13	14	15	16
12	Smt. Ambika Soni, RS	440.48	436.47	0.00	436.47	99.09	292.19	48.80	340.99	77.41	4.01	99.49	95.48	144.28	33.82
13	Sh. Varinder Singh Bajwa, RS	541.25	535.95	2.50	538.45	99.48	432.64	16.00	448.64	82.89	2.80	92.61	89.81	103.31	15.49
Total		2032.69	1728.71	24.42	1753.13	86.25	1310.94	106.80	1417.74	69.75	279.56	614.95	335.39	417.77	25.56
Jalandhar															
14	Sh.RanaGurjit Singh,LS (Jalandhar)	344.20	342.84	1.21	344.05	99.96	144.56	119.29	263.85	76.66	0.15	80.35	80.20	198.28	60.16
15	Sh. Charanjit Singh Attwal, LS (Phillaur)	375.09	351.56	5.02	356.58	95.07	148.37	78.45	226.82	60.47	18.51	148.27	129.76	203.19	38.61
Total		719.29	694.40	6.23	700.63	97.41	292.93	197.74	490.67	68.22	18.66	228.62	209.96	401.47	49.25
16	Ludhiana-Sh. Sharanjit Singh Dhillon, LS	429.64	342.15	85.70	427.85	99.58	239.44	4.00	243.44	56.66	1.79	186.20	184.41	102.71	3.89

SN	Nodal District	Total Fund available	Sanction				Actual Expenditure				Unsanctioned/Unspent			Performance During Nov. 2006	
			Upto previous month 31/10/06	During current month 30/11/06 Col (6-4)	Upto current month 30/11/06	% age of funds sanctioned Col (6/3)	Upto previous month 31/10/06	During current month 30/11/06 Col(10-8)	Upto current month (30/11/06)	%age utilisation - Col(10/3)	Unsanctioned Balance - Col (3-6)	Unspent Balance Col (3-10)	Unspent with the Executing Agencies as on 30/11/2006 - Col (13-12)	Unspent with the Executing Agencies as on 31/10/06 - Col (14+9-5)	%age of Funds spent during Nov. 06 - Col (9/15)
1	2	3	4	5	6	7	8	9	10	11	12	13	14	15	16
17	Patiala-Smt. Preneet Kaur,	606.17	485.00	26.05	511.05	84.31	426.95	28.42	455.37	75.12	95.12	150.80	55.68	58.05	48.96
18	Sangrur-Sh. Sukhdev Singh Dhindsa, LS	506.36	400.80	90.40	491.20	97.01	303.45	54.91	358.36	70.77	15.16	148.00	132.84	97.35	56.40
19	Fatehgarh Sahib-Sh. Sukhdev Singh Libra, LS(Ropar)	530.64	513.58	17.06	530.64	100.00	317.39	32.49	349.88	65.94	0.00	180.76	180.76	196.19	16.56
20	Taran Tarn-Sh.Manohar Singh Gill, RS	524.02	439.95	0.00	439.95	83.96	303.78	7.25	311.03	59.35	84.07	212.99	128.92	136.17	5.32
Grand Total		10421.94	8839.78	410.33	9250.11	88.76	6425.66	812.34	7238.00	69.45	1171.83	3183.94	2012.11	2414.12	33.65

SN	Nodal District	Works sanctioned		Works completed		Works under progress		UC's received	
		No.	Cost	No.	Cost	No.	Cost	No.	Cost
1	2	3	4	5	6	7	8	9	10
1	Amritsar								
1.1	Sh.Navjot Singh Sidhu, LS (Amritsar)	418	552.69	201	338.50	217	214.19	201	338.50
1.2	Dr.Rattan Singh Ajnala,LS	513	557.17	168	214.54	345	342.63	168	214.54
1.3	Sh.Rajmohinder Singh, RS	293	436.13	127	217.23	166	218.90	127	217.23
Total		1224	1545.99	496	770.27	728	775.72	496	770.27
2	Bathinda- Smt. Paramjit Kaur, LS	643	597.05	187	187.48	456	409.57	187	187.48
3	Faridkot- Sh. Sukhbir Singh Baddal, LS	506	430.33	313	290.68	193	139.65	296	268.53
4	Ferozepur- Sh. Zora Singh Mann, LS	350	488.81	267	341.21	83	147.60	173	224.07
5	Gurdaspur								
5.1	Sh. Vinod Khanna, LS	604	545.62	290	259.02	314	286.6	149	139.88
5.2	Smt. Sukhbans Kaur Bhinder,RS	312	343.33	230	260.35	82	82.98	128	163.22
5.3	Sh. Ashwani Kumar,RS	393	444.53	283	315.86	110	128.67	198	245.50
Total		1309	1333.48	803	835.23	506	498.25	475	548.60
6	Hoshiarpur								
6.1	Sh.Avinash Rai Khanna, LS	806	464.57	397	201.20	409	263.37	397	201.20
6.2	Sh. Dharampal Sabharwal, RS	54	313.64	29	173.86	25	139.78	29	173.86
6.3	Smt. Ambika Soni, RS	212	436.47	52	165.40	160	271.07	52	165.40
6.4	Sh.Varinder Singh Bajwa, RS	593	538.45	257	249.35	336	289.10	257	249.35
Total		1665	1753.13	735	789.81	930	963.32	735	789.81

SN	Nodal District	Works sanctioned		Works completed		Works under progress		UC's received	
		No.	Cost	No.	Cost	No.	Cost	No.	Cost
1	2	3	4	5	6	7	8	9	10
7	Jalandhar								
7.1	Sh.RanaGurjit Singh,LS (Jalandhar)	280	344.05	71	107.51	209	236.54	71	107.51
7.2	Sh. Charanjit Singh Attwal, LS (Phillaur)	555	356.58	162	116.36	393	240.22	162	116.36
Total		835	700.63	233	223.87	602	476.76	233	223.87
8	Ludhiana -Sh. Sharanjit Singh Dhillon, LS	444	427.85	182	182.91	262	244.94	182	182.91
9	Patiala -Smt. Preneet Kaur, LS	224	511.05	122	286.4	102	224.65	122	286.40
10	Sangrur -Sh. Sukhdev Singh Dhindsa, LS	720	491.20	279	206.48	441	284.72	279	206.48
11	Fatehgarh Sahib -Sh. Sukhdev Singh Libra, LS(Ropar)	956	530.64	306	184.28	650	346.36	306	184.28
12	Tarn Taran -Sh.ManoHar Singh Gill RS	167	439.95	45	161.00	122	278.95	45	161.00
Grand Total		9043	9250.11	3968	4459.62	5075	4790.49	3529	4033.70

SN	District	Total work sanctioned	Works placed on website	% of works computerised
	Amritsar			
1	Sh.Navjot Singh Sidhu, LS (Amritsar)	418	283	67.70
2	Dr.Rattan Singh Ajnala,LS (Taran Tarn)	513	322	62.77
3	Sh.Rajmohinder Singh, RS	293	128	43.69
	<i>Total</i>	<i>1224</i>	<i>733</i>	<i>59.89</i>
4	Bathinda - Smt. Paramjit Kaur, LS	643	643	100.00
5	Faridkot - Sh. Sukhbir Singh Baddal, LS	506	349	68.97
6	Ferozepur - Sh. Zora Singh Mann, LS	350	160	45.71
	Gurdaspur			
7	Sh. Vinod Khanna, LS	604	463	76.66
8	Smt. Sukhbans Kaur Bhinder,RS	312	275	88.14
9	Sh.Ashwani Kumar, RS	393	392	99.75
	<i>Total</i>	<i>1309</i>	<i>1130</i>	<i>86.33</i>
	Hoshiarpur			
10	Sh.Avinash Rai Khanna, LS	806	775	96.15
11	Sh. Dharampal Sabharwal, RS	54	31	57.41
12	Smt. Ambika Soni, RS	212	185	87.26
13	Sh.Varinder Singh Bajwa, RS	593	518	87.35
	<i>Total</i>	<i>1665</i>	<i>1509</i>	<i>90.63</i>

SN	District	Total work sanctioned	Works placed on website	% of works computerised
	Jalandhar			
14	Sh.RanaGurjit Singh,LS (Jalandhar)	280	275	98.21
15	Sh. Charanjit Singh Attwal, LS (Phillaur)	555	440	79.28
	<i>Total</i>	835	715	85.63
16	Ludhiana - Sh. Sharanjit Singh Dhillon, LS	444	376	84.68
17	Patiala - Smt. Preneet Kaur, LS	224	224	100.00
18	Sangrur - Sh. Sukhdev Singh Dhindsa, LS	720	720	100.00
19	Fatehgarh Sahib - Sh. Sukhdev Singh Libra, LS(Ropar)	956	956	100.00
20	Taran Tarn - Sh. Manohar Singh Gill, RS	167	6	3.59
	Total	9043	7521	83.17

SN	Constituency	10th LS		11th LS		12th LS		13th LS		Total		
		Works Sanctioned	Works placed on website	Works Sanctioned	Works placed on website	Works Sanctioned	Works placed on website	Works Sanctioned	Works placed on website	Works Sanctioned	Works placed on website	% Computerised
1	Amritsar	324	0	138	108	49	49	1046	952	1557	1109	71.23
2	Bathinda	402	402	136	136	238	238	1906	1335	2682	2111	78.71
3	Faridkot	981	12	398	0	285	0	1783	1438	3447	1450	42.07
4	Firozpur	477	0	218	0	90	0	1047	3	1832	3	0.16
5	Gurdaspur	348	5	192	192	219	198	1123	581	1882	976	51.86
6	Hoshiarpur	336	164	375	217	286	214	2915	2077	3912	2672	68.30
7	Jalandhar	469	386	178	126	118	71	1781	1090	2546	1673	65.71
8	Ludhiana	158	0	190	0	71	0	1269	0	1688	0	0.00
9	Patiala	155	143	319	0	147	147	1267	875	1888	1165	61.71
10	Phillaur	702	425	672	246	269	103	2365	1300	4008	2074	51.75
11	Ropar	201	105	403	0	270	259	2609	1791	3483	2155	61.87
12	Sangrur	92	92	374	285	255	228	2028	1816	2749	2421	88.07
13	Taran Tarn	147	0	521	0	192	192	1164	1164	2024	1356	67.00
	Total	4792	1734	4114	1310	2489	1699	22303	14422	33698	19165	56.87

ITEM 6.3: COMPUTERISATION OF MPLADS WORKS - PREVIOUS RS MPs

SN.	Name of MP	Works sanctioned	Works placed on website	% Of Works Computerised
1	2		3	4
1	Amritsar			
	Sh.Raj Mohinder Singh	308	31	10.06
2	Jalandhar			
2.1	Sh. Balbir Singh	296	296	100.00
2.2	Sh. Iqbal Singh	173	173	100.00
2.3	Sh. Barjinder Singh Hamdard	227	161	70.93
	<i>Total</i>	<i>696</i>	<i>630</i>	<i>90.52</i>
3	Ludhiana			
3.1	Sh. Jagir Singh Dard	292	0	0.00
3.2	Sh. Mohinder Singh Kalyan	154	0	0.00
3.3	Sh.Lajpat Rai	321	16	4.98
	<i>Total</i>	<i>767</i>	<i>16</i>	<i>2.09</i>
4	Patiala			
4.1	Sh. Vinod Sharma	259	259	100.00
4.2	Sh. Surinder Kumar Singla	404	401	99.26
4.3	Sh.Gurcharan Singh Tohra	1418	1411	99.51
	<i>Total</i>	<i>2081</i>	<i>2071</i>	<i>99.52</i>
5	Ferozepur			
	Sh. Virendera Kataria	134	0	0.00

ITEM 6.3: COMPUTERISATION OF MPLADS WORKS - PREVIOUS RS MPs

SN.	Name of MP	Works sanctioned	Works placed on website	% Of Works Computerised
6	Gurdaspur			
	Sh. Bhupinder Singh Mann	206	200	97.09
7	Mansa			
	Sh. Balwinder Singh Bhunder	983	981	99.80
8	Fatehgarh Sahib			
	Sh.Sukhdev Singh Libra	1669	1432	85.80
9	Sangrur			
	Sh.Sukhdev Singh Dhindsa	1314	1192	90.72
10	Faridkot			
	Smt.Gurcharan Kaur	254	254	100.00
11	Mukatsar			
	Sh.Sukhbir Singh Badal	739	739	100.00
	Grand Total	9151	7546	82.46